



Lankhorst Taselaar

The marine wholesaler



Catalogue EN 2023/2024





At Lankhorst Taselaar, we believe in the sense of freedom and happiness that everyone gets when they are active on the water. With our wide product range, customer-oriented solutions and service, we are committed to making this possible every day. We feel responsible for contributing to a bright future for water sports. And help consumers and companies be successful in our industry!

Lankhorst Taselaar is an international wholesaler of marine accessories with branches in Heerenveen and Rheine (DE). Over 15,000 different products are supplied to marine retail stores and marine related organizations throughout Europe. All goods are kept in stock in, and shipped from, the central warehouse in Heerenveen.

One of the main pillars of our service is a strong stock position resulting in a delivery rate of 95%. You can rest assured that products ordered before 4 p.m. will be shipped the same day. In the Netherlands, Belgium and a large part of Germany that means next day delivery! You will also find the most extensive retail blister program in Europe from our brand Talamex. The icons make the product information unambiguous and international. The uniform appearance creates recognizability and overview in your store. With over 60 motivated and qualified employees, we work hard to further optimize our service. Excellent product availability, sound advice and as good as flawless order processing are our focal points every day.

Product range

Our product range consists of many renowned A-brands and our own brands, Talamex® Marine Products and Besto Lifesaver. We offer a wide range, both for the powerboat and sloop sailor, as well as sailors and anyone who enjoys being busy on the water. Our assortment is optimized for all water sports related companies; from shipyards to stores, from rental companies to sailmakers and riggers and from service


and maintenance companies to sailing schools. We supply among others. Abus, Albin Pumps, Aqua Signal, Attwood, BEP, Besto, Bison, Boss Audio, Clam Cleat, Coelan, Duracell, Dometic, Eno, Facnor, Fortress, Freeman, Gardena, Garelick, Glomex, Hempel, (in DE International), Lewmar, Marincor, Mastervolt, Motorguide, Pfeiffer, PSP, Ronstan, Scopegra, Sika, Stazo, Ultraflex, Wema, Whale, etc.

Lankhorst Taselaar continues to innovate and further tailor our services to our customers' needs. We are actively using the feedback we received from our customer survey in 2022 to take the next step in our service and make it even better suited to your aspirations and wishes. We would like to start informing you more actively about trends, new products and developments in our market.

One of the ways we do this is by continuously adapting our showroom to the latest trends. We therefore cordially invite you to come see it and take a tour of our premises.

Jarno Berkhof
General manager
A Brunswick company



 **Headquarter The Netherlands/Europe**
 Lankhorst-Taselaar
 Komeet 13
 8448 CG Heerenveen
 The Netherlands

T: +31(0)320 27 46 11
 E: sales@lankhorst-taselaar.nl
 www.lankhorst-taselaar.nl

 **Sales Office Germany**
 Lankhorst-Hohorst
 Bonifatius str. 411
 48432 Rheine
 Germany

T: +49(0)5971 97 07 0
 E: info@lankhorst-hohorst.de
 www.lankhorst-hohorst.de

1	Rope	005
2	Anchors and Mooring	041
3	Rig	103
4	Deck Fittings	159
5	Water and Tank System	263
6	Lights, On-Board Electrics	379
7	Navigation	545
8	Safety and Flags	597
9	Fittings	625
10	Refrigerating/Cooking	679
11	Running and Care and Paint	711
12	Inflatable Boats and Accessories	773
13	Outboard engines and Accessories	817
14	Steering systems	855
15	Comfort on board	899
16	Shop fitting	929
!	Index	939

Lankhorst Taselaar

Proud supplier of:



Absodry
Abus
Albinus
Aqua Signal
Bedflex
BEP
Bison
Boss Audio
Bravo
Clamcleat
Coelan
DHR
Dockedge
Dometic
D-splicer

Duracell
Eno
Eude
Facnor
Feuerhand
Foresheda
Foresti & Suardi
Forma
Fortress
Freeman
Gardena
Garellick
Glomex
Gnautics
Hero

HYE
JCS Hi-Grip
Kong
Lahnakoski
Marco
Marinco
Mariner
Mobri
Motorguide
Nawa
Oceanflex
OS BSI
Petzl
Pfeiffer
Polymarine

PowerAce
Prym
Quicksilver
Radboud
Rocna
Ronstan
Seaguard
Selma
Shipclean
Sika
Stazo
Steelhead
Supergain
Talamex by Liros
TBS

Titan
Trem
Unimer
Veba
Velair
Vulcan
Wema
Weyer
Windex



Rope















PERFORMANCE
DYNAMIC
SAFETY

High Tech Yacht Ropes
Made in Germany

www.liros.com



Reaction of synthetic ropes under different conditions

	Material						
	Polyamide 6 / 6.6 Perlon, Nylon	Polyester (PEG) Dialen, Dacron	Polypropylen (PP)	Polyethylene (HMPE): Dyneema®, Spectra	Aramid Kevlar, Twaron, Technora	LCP; Vectran Vectran	PBO Zylon
 Washing temp. °C	50 – 60	50 – 60	30	30	80 – 90	60	50
 Acids (50% konzentri), 25°C/100°C Rest %	17 / 5 – 10	80 / 0	no reaction	no reaction	partially good resistance	very good resistance	good resistance
 Gasoline	no reaction	no reaction	no reaction	no reaction	no reaction	no reaction	no reaction
 Diesel and Oil	no reaction	no reaction	no reaction	no reaction	no reaction	no reaction	no reaction
 Solvents	formic acid & acetic acid at high temp.	phenols, cresols zinc chloride	minimal reaction	minimal reaction	minimal reaction	minimal reaction	minimal reaction
 Alkali (Leaches)	resistant against weak solutions	resistant against solutions at 20°C; dissolves in solutions at 100 °C	resistant against weak solutions	resistant	partially good resistant	very good resistant	very good resistant
 Insulating Properties	very good; poor conductor	very good	excellent	excellent	excellent	excellent	excellent
 Highest temp. Short load approx. °C	130	170	80	70	400	200	550
 Range Exposure approx. °C	170	225	140	120	–	–	–
 Melting point approx. °C	215	260	170	150	chars at approx. 500 °C	330	chars at approx. 650 °C

1 TALAMEX TECHNICAL INFO ROPE

Comparing summary of synthetic fibres

	Material							
	Polyamide (PA) 6 und 6.6	Polyester (PES)	Polypropylene (PP) multifilament highly resilient	Polyethylene (PE)	Polyethylene highly resilient (HMPE)	Aramid	LCP	PBO
Brand-name	Perlon Nylon	Diolen Daaron			Dyneema® Spectra	Twaron Kevlar Technora	Vectran	Zylon
Tenacity of yarn								
CN/dtex	7 – 8	7 – 8,4	app. 7	app. 4,5	26 – 38	20 – 25	22 – 25	app. 37
Specific gravity								
kg/dm³	1,14	1,38	0,91	0,96	0,96	1,44	1,41	1,52
Tenacity-reduction through humidity								
%	5 – 10	0	0	0	0	0	0	0
Water absorption								
%	1 – 7	0,5 – 2	0	0	0	2 – 5	1	0,6
Knot tenacity								
%	60 – 65	55 – 60	55 - 65	50 – 60	35 – 50	30 – 40	30 – 35	35 – 55
Light resistance								
%	good	very good	only good when equipped	good	good	bad	bad	bad
Breaking stretching								
%	16 – 27	10 – 16	12 – 20	15 – 30	3,8	2 – 4	3,3	2,5
Resistance to abrasion	very good	very good	fair	fair	good	adequate	good	bad

CRUISING

1. Main halyard

Racing dyneema®
Dynamic
Admiral

2. Genoa halyard

Racing dyneema®
Dynamic
Admiral

3. Spinnaker halyard

Dynamic
Admiral
Magic pro

4. Topping lift

Admiral
Cruising
Prestretch

5. Spi topping lift

Admiral
Cruising

6. Spinnaker downhauler

Admiral
Cruising
Dynamic

7. Genoa sheet

Admiral
Cruising
Spunolest
Topgrip

8. Mainsheet

Cruising
Admiral
Spunolest
Topgrip
Magic sheet

9. Boom vang

Admiral
Cruising
Magic sheet
Slipstream

10. Spinnaker sheet

Cruising
Allround
Magic sheet
Slipstream

11. Backstay/running backstay

Dynamic
Racing dyneema®
Magic pro sheet

12. Cunningham

Cruising
Prestretched

13. Outhaul

Admiral
Cruising
Magic speed

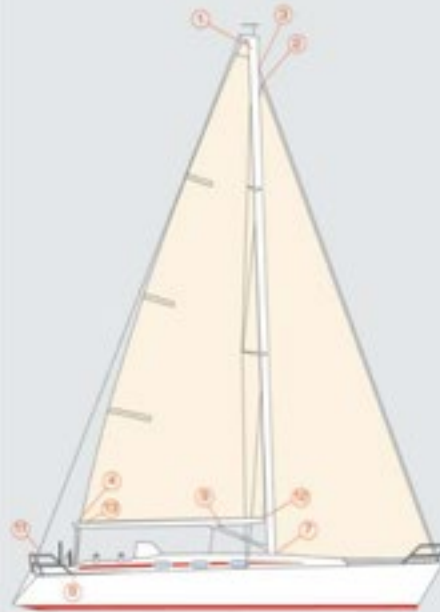
14. Mooring line

Handy Elastic
Porto
Octoply
Tiptolest 3 strengs
Superlene

15. Anchoring line

Octoply
Handy anchorline

Yacht Rope Recommendations



Cruising



Regatta

Our recommendations for LIRDS articles reflex many years of experience in the field of cruising and racing.

REGATTA

1. Main halyard

Racing dyneema® / Racing dyneema® special
Dynamic

2. Genoa halyard

Racing dyneema® / Racing dyneema® special
Dynamic
Racing vectran®
V-Force

3. Spinnaker halyard

Racing dyneema® / Racing dyneema® special
Dynamic

4. Spinnaker topping lift

Racing dyneema® / Racing dyneema® special
Dynamic
V-Force

5. Spi down hauler

Racing dyneema® special

6. Genoa sheet

Racing dyneema® / Racing dyneema® special

7. Spinnaker sheet

Racing dyneema® special
Dynamic
Magic pro
Magic edge
Dynasoft

8. Spinnaker guys

Racing dyneema® special
Racing vectran®
V-Force

9. Mainsheet

Racing dyneema® special
Dynamic
Magic pro
Dynasoft

10. Backstay/runner

Racing dyneema® / Racing dyneema® special
Racing vectran®
D-pro
Dynasoft

11. Cunningham

Racing dyneema® / Racing dyneema® special
D-pro
Magic pro

12. Outhaul

Racing dyneema®
Racing vectran®
D-pro
V-Force
Magic edge

13. Neerhouder

Racing dyneema® special
Dynamic
D-pro
Magic pro

14. Topping lift

Dynamic

15. Mooring line


Handy Elastic
Porto
Octoply
Tiptolest 3 strengs

16. Anchoring line

Octoply

1 SHEETS / HALYARDS

RACING DYNEEMA® SPECIAL



Plaited 100% Dyneema® core with 32 plait endless polyester cover. Extremely high wear resistance by special plaited cover. Use: sheet/halyard for top racing. Very suitable for winches.

- Extremely high breaking strength
- Easy handling, nonkinking
- For halyards and sheets
- Stretch: < 1,5%
- Prestretched

Core: Dyneema® SK78 with additional cover plait

Cover: Polyester high twisted

Construction: 8mm - 24-plaited
≥ 10mm - 32-plaited

orange Art.no	bordeaux Art.no	green Art.no	marine Art.no	white (no marker) Art.no	Ø mm	Reel m	Breakingload in daN
01.670.308	01.670.408	01.670.608	01.670.708	01.670.808	8	200	3800
01.670.310	01.670.410	01.670.610	01.670.710	01.670.810	10	200	5000
01.670.312	01.670.412	01.670.612	01.670.712	01.670.812	12	200	7200

Available per meter

orange Art.no	bordeaux Art.no	green Art.no	marine Art.no	white (no marker) Art.no	Ø mm	Length m	Breakingload in daN
01.670.908	01.670.008	01.670.108	01.670.208	01.670.508	8	1	3800
01.670.910	01.670.010	01.670.110	01.670.210	01.670.510	10	1	5000
01.670.912	01.670.012	01.670.112	01.670.212	01.670.512	12	1	7200

Art.no	Description
01.810.000	Dyneema® eye splice

RACING VECTRAN® V-FORCE



High tenacity plaited Vectran® core with 32-plaited endless polyester. Extremely high resistance. Use: halyard/backstay for high loads. **Available** per meter.

- Extremely high breaking strength
- Easy handling, nonkinking
- For halyards and sheets
- Pretretched
- Stretch < 1%
- Very suitable for halyard stopper

Core: Vectran® with additional cover plait

Cover: Polyester

Construction: 8mm - 24-plaited
≥ 10mm - 32-plaited


Available per meter

red Art.no	blue Art.no	Ø mm	Length m	Breakingload in daN
01.671.008	01.671.208	8	1	2800
01.671.010	01.671.210	10	1	3700
01.671.012	01.671.212	12	1	5300
01.671.014	01.671.214	14	1	6800

DYNEEMA® MAGIC D-PRO



Very tightly braided line with coating, little rack for hi-tech use in water sports and industry. 12-fold braided. Line for extreme conditions. Universally usable for high loads with a low weight and minimum elongation (<1%). Higher breaking strength than other lines with an equal diameter and low water absorption. Ideal as a replacement for steel wire.



- Extreme high breaking strength in a lightweight
- Easy to split
- For halyards and sheets
- High UV resistance
- Pre stretched
- Stretch < 1%

Core: Coated Dyneema® SK78

Cover: None

Construction: 12-fold braided

carbon Art.no	marine Art.no	white Art.no	black Art.no	Ø mm	Reel m	Breakingload in daN
01.668.402	01.668.502	01.668.602	01.668.702	2	100	410
01.668.403	01.668.503	01.668.603	01.668.703	3	100	950
		01.668.604	01.668.704	4	100	1300
01.668.404	01.668.504			4	250	1300
01.668.405	01.668.505	01.668.605	01.668.705	5	250	2600
01.668.406	01.668.506	01.668.606	01.668.706	6	200	4300
01.668.408	01.668.508	01.668.608	01.668.708	8	200	5300
01.668.410				10	200	9000

Available per meter

carbon Art.no	marine Art.no	white Art.no	black Art.no	Ø mm	Length m	Breakingload in daN
01.668.004	01.668.204	01.668.304	01.668.744	4	1	1300
01.668.005	01.668.205	01.668.305	01.668.745	5	1	2600
01.668.006	01.668.206	01.668.306	01.668.746	6	1	4300
01.668.008	01.668.208	01.668.308	01.668.748	8	1	5300

Art.no	Description
01.810.002	Splice Magic D-Pro

ANTI TORSION EVO LINE



Stiff, reinforced with monofil in the cover



- Less than 1% stretch
- Strong Aramid core, extremely low stretch and high breaking strength
- Color: Black

Core: Aramid with monofil In cover

Cover: Polyester mantle 16-way braided

Construction: 16-plaited


Available per meter

Art.no	Ø mm	Breakingload in daN
01.609.008	8,0	3300
01.609.010	10,5	4000
01.609.011	11,0	4100
01.609.013	13,0	5000

Art.no	Description
68.700.596	Clamp for anti-twist rope 9mm
68.700.597	Clamp for anti-twist rope 11mm
68.700.598	Clamp for anti-twist rope 13mm
68.700.599	Clamp for anti-twist rope 15mm



RACING DYNEEMA®



Also available per meter. When ordering, please change the first two numbers of the article number from 01 to 00.

Plaited Dyneema® core with endless polyester cover. High wear resistance and strong. Non floating. Use: sheet/halyard for top performance.

- Extremely high breaking strength in a lightweight
- For halyards and sheets with extreme loads
- Stretch < 1.5%
- Prestretched

Core Dyneema® SK78 with additional cover plait from 8mm

Cover Polyester high plaited

Construction: 16-plaited,
≥ 4mm 1:1 plaited

Art.no	Description
01.810.003	Splice Racing Dyneema®

blue marker Art.no	red marker Art.no	flour yellow marker Art.no	white with marker Art.no	white Art.no	Ø mm	Reel m	Breakingload in daN
				01.666.502	2,0	250	270
			01.666.525		2,5	250	390
01.666.103	01.666.303	01.666.403		01.666.503	3,0	250	550
01.666.703	01.666.803	01.666.903		01.666.603	3,0	100	550
01.666.104	01.666.304	01.666.404	01.666.504		4,0	250	800
01.666.704	01.666.804	01.666.904		01.666.604	4,0	100	800
01.666.105	01.666.305	01.666.405	01.666.505		5,0	250	1100
01.666.705	01.666.805	01.666.905		01.666.605	5,0	100	1100
01.666.106	01.666.306	01.666.406		01.666.506	6,0	200	2500
01.666.706	01.666.806	01.666.906		01.666.606	6,0	100	2500
01.666.108	01.666.308	01.666.408			8,0	200	3800
01.666.110	01.666.310	01.666.410			10,0	200	5000
01.666.112	01.666.312	01.666.412			12,0	200	7200

DYNAMIC



Also available per meter. When ordering, please change the first two numbers of the article number from 01 to 00.

High quality halyard and sheeting line, polyester cover with 100% Dyneema® core.

- Extremely high breaking strength
- For halyards and sheets with extreme loads
- Non-kinking
- Stretch < 2%
- Prestretched

Core: Dyneema® SK78 with additional cover plait

Cover: Polyester high plaited

Construction: 6-8mm 24-plaited
10-14mm 32-plaited

Art.no	Description
01.810.004	Splice Dynamic

red marker Art.no	blue marker Art.no	green marker Art.no	Ø mm	Reel m	Breakingload in daN
01.610.506	01.610.606	01.610.806	6	200	1200
01.610.508	01.610.608	01.610.808	8	200	2300
01.610.510	01.610.610	01.610.810	10	200	3100
01.610.512	01.610.612	01.610.812	12	200	4800
01.610.514	01.610.614	01.610.814	14	150	6500

MAGIC PRO SHEET



Specially developed Dyneema® halyards and sheets for racing and cruising. Specially designed to use without core. Runs lightly through blocks and is comfortable to handle

- Flexible and lightweight
- For halyards and sheets
- Cover and core can be used separately
- Does not slip in cleat and stopper
- pre stretched
- Stretch < 1,5%

Core: Dyneema® SK78 XTR Coating

Cover: Polyester grip and polyester

Construction: 16-plaited



Also available per meter. When ordering, please change the first two numbers of the article number from 01 to 00.

Black Art.no	red Art.no	Ø mm	Reel m	Breakingload in daN
01.628.504	01.628.704	4	100	620
01.628.505	01.628.705	5	100	1250
01.628.506	01.628.706	6	100	1800
01.628.508	01.628.708	8	100	3000
01.628.510	01.628.710	10	100	4300

Art.no	Description
01.810.007	Rejuvenating of the sheet

MAGIC SHEET



16-plaited Magic Sheet has been specially developed for extreme conditions on sport dinghies or catamarans, such as on the main or jibs etc. Polyester cover with polypropylene core. Comfortably in your hand.

- Very flexible
- For halyards and sheets
- Does not slip in cleat and stopper
- Stretch < 8%
- Prestretched

Core: Polypropylene

Cover: Polyester grip and polyester

Construction: 16-plaited



Also available per meter. When ordering, please change the first two numbers of the article number from 01 to 00.

navy Art.no	silver Art.no	orange Art.no	Ø mm	Reel mm	Breakingload in daN
01.629.007	01.629.107	01.629.207	7	100	970
01.629.009	01.629.109	01.629.209	9	100	1500

DYNASOFT



This line combines the best grip, lightest materials and low elongation to an ideal line for pleasure sailboats or for the blockage trap in the regattas.

- Stretch < 2%
- Extreme High-Grip
- Extremely flexible
- Super Handy and round
- Restricted use with winches

Cover: Dyneema/Polyester
Core: Polypropylene
Construction: 8-fold braided with liner

Also available per meter. When ordering, please change the first two numbers of the article number from 01 to 00.

blue Art.no	Ø mm	Reel m	Breakingload in daN
01.629.407	7	100	1200
01.629.409	9	100	2000

TIPTOLEST ADMIRAL



Plaited 100% polyester yarn with plaited core. The special cover gives high protection on winches and in rope clutches. Sinks. Non-floatable. Use: sheet/halyard for heavy loadings.

- High quality halyard and sheet for heavy loadings
- Optimal in the clutch and block
- Non-kinking
- Easy to split
- Pre stretched
- Stretch < 5%

Core: Polyester with extra inner-core
Cover: Polyester high-quality grip
Construction: 1:1 Plaited

* deliverable on demand

Also available per meter. When ordering, please change the first two numbers of the article number from 01 to 00.


red marker Art.no	green marker Art.no	blue marker Art.no	black marker Art.no	Ø mm	Reel m	Breakingload in daN
01.630.006	01.630106	01.630.206	01.630.406	6	200	800
01.630.008	01.630108	01.630.208	01.630.408	8	200	1600
01.630.010	01.630110	01.630.210	01.630.410	10	200	2500
01.630.012	01.630112	01.630.212	01.630.412	12	200	3500
01.630.014	01.630114	01.630.214	01.630.414	14	170	4500
01.630.016*	01.630116*	01.630.216*	01.630.416*	16	140	5000
01.630.018*		01.630.218*	01.630.418*	18	100	6300
			01.630.420*	20	100	7000

Art.no	Description
01.810.005	Splice Admiralsheet

TIPTOLEST ADMIRAL COLOR



Plaited 100% polyester yarn with plaited core. The special cover gives high protection on winches and in rope clutches. Sinks. Non-floatable. Use: sheet/halyard for heavy loadings.



The full-color alternative to Tiptolest Admiral.

- High quality halyard and sheet for heavy loadings
- Optimal in the clutch and block
- Non-kinking
- Easy to split
- Pre stretched line
- Stretch < 5%

Also available per meter. When ordering, please change the first two numbers of the article number from 01 to 00.

Core: Polyester with extra inner-core

Cover: Polyester high-quality grip


Construction: 1:1 Plaited

* deliverable on demand

hemp Art.no	silver Art.no	black Art.no	white Art.no	Ø mm	Reel m	Breakingload in daN
		01.630.504	01.630.604	4	100	400
		01.630.505	01.630.605	5	100	650
		01.630.506	01.630.606	6	100	800
	01.630.808	01.630.508	01.630.608	8	200	1600
01.630.710	01.630.810	01.630.510	01.630.610	10	200	2500
01.630.712	01.630.812	01.630.512	01.630.612	12	200	3500
01.630.714			01.630.614	14	170	4500
	01.630.814	01.630.514		14	150	4500
01.630.716			01.630.616*	16	140	5000
	01.630.816*			16	100	5000
01.630.718	01.630.818*		01.630.618*	18	100	6300
01.630.720				20	100	7000
01.630.722				22	100	8000

Art.no	Description
01.810.005	Splice Admiralsheet

ADMIRALSHEET VISION



Very resilient, extremely multi-functional rope of the highest quality, specially designed for sheets, halyards and trim lines, suitable for yachts of every size. Very durable and low stretch, easily spliced to wire - thermo fixed.

Very good adhesion on winch drums, abrasion resistant cover, non-kinking. Best choice for cruising yachts.

- Pre stretched line
- Stretch < 5 %
- The pure colored alternative to Admiral sheet Color with high quality spin-dyed Polyester in the cover.

Core: Polyester

Cover: Polyester high-quality grip

Construction: 1:1 Plaited

Also available per meter. When ordering, please change the first two numbers of the article number from 01 to 00.

red Art.no	blue Art.no	black Art.no	green Art.no	Ø mm	Reel m	Breakingload in daN
01.632.006	01.632.206	01.632.406	01.632.606	6	200	800
01.632.008	01.632.208	01.632.408	01.632.608	8	200	1600
01.632.010	01.632.210	01.632.410	01.632.610	10	200	2500
01.632.012	01.632.212	01.632.412	01.632.612	12	200	3500
01.632.014	01.632.214	01.632.414	01.632.614	14	150	4500

Art.no	Description
01.810.005	Splice Admiralsheet

TOPGRIP



100% Braided polyester yarn grip with braided core.

Optimum grip on winches and clutches. Very suitable for tour-sailors on yachts up to 15 meters.

Easy to split.

- Stretch < 5%

Core: Polyester braided

Cover: Polyester with premium grip

Construction: 1:1 plaited

Also available per meter. When ordering, please change the first two numbers of the article number from 01 to 00.

red Art.no	green Art.no	blue Art.no	yellow Art.no	Ø mm	Reel m	Breakingload in daN
01.521.008	01.521.108	01.521.208	01.521.308	8	200	1350
01.521.010	01.521.110	01.521.210	01.521.310	10	200	2200
01.521.012	01.521.112	01.521.212	01.521.312	12	200	3000
01.521.014	01.521.114	01.521.214	01.521.314	14	150	4200

TIPTOLEST CRUISING



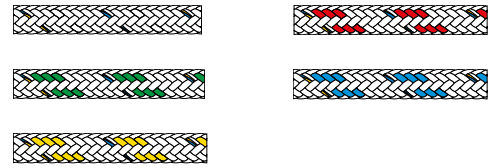
Plaited 100% polyester yarn with plaited core. Non floating. Use: sheet or halyard for middle loads. Also usable as drum line furling-jib system.

- Cruising halyards and sheet
- Optimal in clutch and block
- Non-kinking
- Easy to split
- Stretch < 5%

Core: Polyester

Cover: Polyester high-quality grip

Construction: 4-8mm 16-plaited
≥ 10mm 20-plaited



Also available per meter. When ordering, please change the first two numbers of the article number from 01 to 00.

hemp marker Art.no	red marker Art.no	green marker Art.no	blue marker Art.no	yellow marker Art.no	Ø mm	Reel m	Breakingload in daN
01.600.006	01.610.006	01.610.106	01.610.206	01.610.406	6	200	1100
01.600.008	01.610.008	01.610.108	01.610.208	01.610.408	8	200	1650
01.600.010	01.610.010	01.610.110	01.610.210	01.610.410	10	200	2700
01.600.012	01.610.012	01.610.112	01.610.212	01.610.412	12	200	3200

TOP CRUISING FULL COLOR



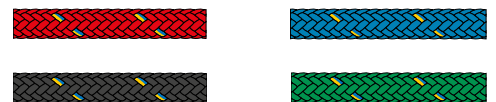
Very high tensile strength, non-kinking, long lasting sheet out of 100% polyester. Line for use as mainsail and headsail and spinnaker sheets. Ideal for blue water sailing, easy to splice - heat set.

- Stretch < 5%
- The colored alternative to Top-Cruising with high quality spin-dyed polyester in the cover

Core: Polyester

Cover: Polyester high-quality grip

Construction: 4-8mm 16-plaited
≥ 10mm 20-plaited



Also available per meter. When ordering, please change the first two numbers of the article number from 01 to 00.

red Art.no	blue Art.no	black Art.no	green Art.no	Ø mm	Reel m	Breakingload in daN
01.600.206	01.600.306	01.600.406	01.600.106	6	200	1100
01.600.208	01.600.308	01.600.408	01.600.108	8	200	1650
01.600.210	01.600.310	01.600.410	01.600.110	10	200	2700
01.600.212	01.600.312	01.600.412	01.600.112	12	200	3200

1 SHEETS / HALYARDS/SHEETS

TIPTOLEST ALLROUND



Allround sheet with 16-strand plaited polyester cover with polypropylene-multifil core. Takes up little water. Easy to handle and high wear-resistance..

Also available per meter. When ordering, please change the first two numbers of the article number from 01 to 00.

- Cruising halyard and sheet
- Attractive price, very suitable for sheets for yachts till 40 feet
- Non-kinking
- Easy to split
- Stretch < 8%

Core: Polypropylene

Cover: Polyester

Construction: 16-plaited

white/red Art.no	blue/red Art.no	Ø mm	Reel m	Breakingload in daN
01.595.006	01.595.106	6	200	800
01.595.008	01.595.108	8	200	1400
01.595.010	01.595.110	10	200	2200
01.595.012	01.595.112	12	200	2600

SPUNOLEST SHEETS



Plaited polyester soft and supple yarn, white with colored marking thread. Core: continuous plaited polypropylene. Use: sheet for light to middle loadings.

Also available per meter. When ordering, please change the first two numbers of the article number from 01 to 00.

- Allround soft sheet.
- Comfortably in your hand
- Soft grip
- Stretch < 8%

Core: Polypropylene

Cover: Polyester

Construction: 6-12mm 16-plaited
≥ 14mm 20-plaited

bue marker Art.no	Ø mm	Reel m	Breakingload in daN
01.510.006	6	200	500
01.510.008	8	200	1000
01.510.010	10	200	1600
01.510.012	12	200	2500
01.510.014	14	170	3000

SPUNOLEST COLOUR



Plaited polyester of soft spunn yarn. Core: plaited continuous polyester. Use: sheet for light till middle loadings.



- Stretch < 6%

Core: Polyester

Cover: Polyester

Construction: 6-8mm 16-plaited
10-12mm 20-plaited
≥ 14mm 24-plaited

Also available per meter. When ordering, please change the first two numbers of the article number from 01 to 00.

red Art.no	blue Art.no	classic Art.no	Ø mm	Reel m	Breakingload in daN
01.520.006	01.520.206		6	200	520
01.520.008	01.520.208		8	200	1000
01.520.010	01.520.210	01.520.310	10	200	1900
01.520.012	01.520.212	01.520.312	12	200	2400
01.520.014	01.520.214	01.520.314	14	170	2900

SUPERLENE SLIPSTREAM



Plaited polypropylene in modern colours. Floats. Use: dinghy sheet, spinnaker sheet in light air.



- Dinghies sheet
- Very light
- Floats
- Easy to handle
- Non-kinking
- Stretch < 15%

Material: Polypropylene

Construction: 16-plaited

Also available per meter. When ordering, please change the first two numbers of the article number from 01 to 00.

red Art.no	yellow Art.no	blue Art.no	green Art.no	black Art.no	silver Art.no	Ø mm	Reel m	Breakingload in daN
01.500.015	01.500.115	01.500.215	01.500.315	01.500.415	01.500.515	1,5	100	38
01.500.020	01.500.120	01.500.220	01.500.320	01.500.420	01.500.520	2,0	100	70
01.500.030	01.500.130	01.500.230	01.500.330	01.500.430	01.500.530	3,0	100	140
01.500.040	01.500.140	01.500.240	01.500.340	01.500.440	01.500.540	4,0	100	280
01.500.005	01.500.150	01.500.205				5,0	250	390
01.500.006	01.500.160	01.500.206				6,0	200	550
01.500.008		01.500.208				8,0	200	900
01.500.010		01.500.210				10,0	200	1230
		01.500.212				12,0	200	1700

MAGIC EDGE



Robust and convenient high performance line. Little Stretch. This line is suitable for all the use of pleasure sailing to regatta.

- Stretch < 1%
- New design
- Coated core
- Very durable and handy
- Low elongation
- LIROS-heat-stretch system

Core: Dyneema®

Cover: Polyester

Construction: 1,5-5mm: 16-fold braided
From 6 mm: 1:1 braided


Also available per meter. When ordering, please change the first two numbers of the article number from 01 to 00.

black-pink Art.no	black-blue Art.no	black-yellow Art.no	Ø mm	Reel m	Breakingload in daN
01.627.603	01.627.703	01.627.803	3	100	420
01.627.604	01.627.704	01.627.804	4	100	580
01.627.605	01.627.705	01.627.805	5	100	1050
01.627.606	01.627.706	01.627.806	6	100	1800

Available per meter

black-pink Art.no.	black-blue Art.no.	black-yellow Art.no.	Ø mm	Length m	Breaking load in daN
00.627.603	00.627.703	00.627.803	3	1	420
00.627.604	00.627.704	00.627.804	4	1	580
00.627.605	00.627.705	00.627.805	5	1	1050
00.627.606	00.627.706	00.627.806	6	1	1800

MAGIC SPORT



Polyester trimming line with polyester core, hence low stretch. Suitable for halyards or control lines.

- Smooth trimline and halyard
- Low stretch
- Good grip in the cleats
- Abrasion resistant
- Stretch < 5%

Core: Polyester

Cover: Polyester

Construction: 2-5mm 16-plaited,
≥ 6 mm 1:1 plaited

Also available per meter. When ordering, please change the first two numbers of the article number from 01 to 00.

yellow-pink Art.no	yellow-silver Art.no	yellow-blue Art.no	yellow-white Art.no	Ø mm	Reel m	Breakingload in daN
01.626.102	01.626.202	01.626.302	01.626.402	2	100	95
01.626.103	01.626.203	01.626.303	01.626.403	3	100	185
01.626.104	01.626.204	01.626.304	01.626.404	4	100	550
01.626.105	01.626.205	01.626.305	01.626.405	5	100	850
01.626.106	01.626.206	01.626.306	01.626.406	6	100	1000

TIPTOLEST TRIM



Plaited 100% polyester endless yarns with polyester core.
Use: trim/reefing lines.



- Stretch < 5%

Material: Polyester

Construction: 16-plaited

Also available per meter. When ordering, please change the first two numbers of the article number from 01 to 00.

fluor yellow/pink Art.no	violet/fluor yellow Art.no	fluor yellow/violet/fuchsia Art.no	Ø mm	Reel m	Breakingload in daN
01.625.003	01.625.103	01.625.403	3	100	200
01.625.004	01.625.104	01.625.404	4	100	320
01.625.005	01.625.105	01.625.405	5	100	610
01.625.006	01.625.106	01.625.406	6	100	800

Available per meter

fluor yellow/pink Art.no	violet/fluor yellow Art.no	fluor yellow/violet/fuchsia Art.no	Ø mm	Length m	Breaking load in daN
00.625.003	00.625.103	00.625.403	3	1	200
00.625.004	00.625.104	00.625.404	4	1	320
00.625.005	00.625.105	00.625.405	5	1	610
00.625.006	00.625.106	00.625.406	6	1	800

XTR SOFT SHACKLES



Fast, lightweight and high working load connection between sheet and jib, made from 100% Dyneema® SK78.

Benefits:


- No damage to deck and mast
- 10 x lighter than the stainless steel closures
- Easy and fast to operate
- Color code per break strength



Art.no	Colour	Breakingload in daN	SWL daN	app. Ø mm	Rope Ø mm
01.221.866	white	1000	500	6	4
01.221.869	red	2000	1000	10	6
01.221.870	blue	4000	2000	12	8
01.221.871	yellow	6000	3000	14	10
01.221.872	green	8000	4000	16	12
01.221.873	black	10000	5000	18	14

1 VARIOUS LINES

SHOCK CORD



High elastic shock cord made from wear-resistant polyester cover with a core of white latex rubber.

Cover: Polyester

Core: Latex rubber

Construction: 16-plaited (3-8mm), 24-plaited (10-14mm)

Art.no	Colour	Ø mm	Reel m	Breakingload in daN
68.901.003	white	3	200	40
68.901.004	white	4	200	100
68.901.005	white	5	200	100
68.901.006	white	6	200	180
68.901.008	white	8	200	350
68.901.010	white	10	100	350
68.901.012	white	12	100	410
68.901.114	black	4	100	100
68.901.115	black	5	100	100
68.901.116	black	6	100	180
68.901.118	black	8	100	350
68.901.214	red	4	100	100
68.901.215	red	5	100	100
68.901.216	red	6	100	180
68.901.218	red	8	100	350
68.901.314	blue	4	100	100
68.901.315	blue	5	100	100
68.901.316	blue	6	100	180
68.901.318	blue	8	100	350

TIPTOLEST PRE-STRETCHED



3-strand twisted or plaited polyester.

- Pre-stretched
- Stretch < 4%
- Non-floating
- Use: halyard, tension control line

3-strand.

Art.no	Ø mm	Reel m	Breakingload in daN
01.410.104	4	500	420
01.410.106	6	200	820
01.410.108	8	200	1400
01.410.110	10	200	2300
01.410.112	12	200	2800



8-plaited

Art.no	Ø mm	Reel m	Breakingload in daN
01.415.004	4	500	420
01.415.005	5	250	580
01.415.006	6	200	800
01.415.008	8	200	1500

TIPTOLEST LEACH LINE



Strong 16 plaited polyester

- For sail makers
- Compact line
- No shrinkage
- Use: leachline in sails

Art.no	Ø mm	Reel m	Breakingload in daN
01.620.002	2	500	80
01.620.003	3	500	175
01.620.004	4	250	300
01.620.005	5	250	400
01.620.006	6	200	600
01.620.007	7	200	850

TIPTOLEST LEACH LINE




- 3-strand polyester bolt rope
- White with black marker
- Sinks
- Use: leach line in sails

Art.no	Ø mm	Reel m	Breakingload in daN
01.400.006	6	200	565
01.400.007	7	200	770
01.400.008	8	200	1020
01.400.009	9	200	1285
01.400.010	10	200	1590
01.400.012	12	170	2270

TIPTOLEST WOVEN



- Spiral plait polyester
- Twist free
- Natural
- Stretch < 1,5%
- Use: protection hoses for reefers, etc.



Art.no	Ø mm	Reel m	Breakingload in daN
01.622.004	4	250	280
01.622.005	5	200	435
01.622.006	6	200	670
01.622.008	8	200	840
01.622.010	10	200	1500

TIPTOLON STARTER CORD



Plaited polyamide, special construction for outboards.

- Natural
- Pull arm with high elongation
- Durable



Art.no	Ø mm	Reel m	Breakingload in daN
01.750.004	4	200	280
01.750.005	5	200	500

TIPTOLEST WITH CORE



- 16 plait polyester
- Supple, low stretch, low shrinkage



Art.no	Ø mm	Reel m	Breakingload in daN
01.623.002	2,0	500	120
01.623.025	2,5	500	240
01.623.003	3,0	500	240
01.623.004	4,0	250	450
01.623.005	5,0	250	600
01.623.006	6,0	200	700
01.623.008	8,0	200	1750
01.623.010	10,0	200	2000

TIPTOLEST WITHOUT CORE



- Plaited polyester without core



Art.no	Ø mm	Reel m	Breakingload in daN
01.623.102	2	50	120
01.623.103	3	50	240
01.623.104	4	50	450
01.623.105	5	50	600
01.623.106	6	50	700
01.623.108	8	50	1750

TIPTOLEST WITHOUT CORE



- 8 plait polyester
- Natural



Art.no	Ø mm	Reel m	Breakingload in daN
01.624.002	2	500	100
01.624.003	3	500	200
01.624.004	4	250	330
01.624.005	5	250	500
01.624.006	6	200	800

TIPTOLON WITH CORE



- Nylon
- Natural



Art.no	Ø mm	Reel m	Breakingload in daN
01.700.002	2,0	500	120
01.700.025	2,5	500	140
01.700.003	3,0	500	240
01.700.035	3,5	250	320
01.700.004	4,0	250	450
01.700.005	5,0	250	600
01.700.006	6,0	200	700
01.700.008	8,0	200	1100
01.700.010	10,0	200	1690

TIPTOLON WITHOUT CORE



- Nylon
- Natural

Art.no	Ø mm	Reel m	Breakingload in daN
01.700.001	1,0	500	50
01.700.015	1,5	500	65
01.710.002	2,0	500	115
01.710.003	3,0	500	200
01.710.004	4,0	250	350
01.710.005	5,0	250	570
01.710.006	6,0	200	880

SUPERLENE WITHOUT CORE



- Flag lines
- Plaited polypropylene
- Without core
- White

Art.no	Ø mm	Reel m	Breakingload in daN
01.802.003	3	500	140
01.802.004	4	250	280
01.802.005	5	250	390
01.802.006	6	200	550

HANDY ELASTIC



Highly elastic line for mooring, towing or anchoring. This line can be used without a mooring compensator under extreme conditions because of the special construction and good grip. Non floating.

Colour: navy/gold.

- Stretch >20%

Material: 100% Polyamide

Construction: 1:1 plaited

Art.no	Ø mm	Reel m	Breakingload in daN
01.225.010	10	200	2500
01.225.012	12	200	3900
01.225.014	14	170	4800
01.225.016	16	140	6000
01.225.018	18	100	8500
01.225.020	20	100	9900

Available per meter

Art.no	Ø mm	Length m	Breakingload in daN
00.225.010	10	1	2500
00.225.012	12	1	3900
00.225.014	14	1	4800
00.225.016	16	1	6000
00.225.018	18	1	8500
00.225.020	20	1	9900

Art.no	Description
01.810.006	Splice Mooringline

POLYESTER PORTO



Very suitable as mooring and anchor line. Large stretch because of the special construction. High wear-resistance. White with black marker.



- Stretch >15%

Material: 100% Polyester

Construction: 20- plaited

White with marking thread

Art.no	Ø mm	Reel m	Breakingload in daN
01.930.012	12	200	2900
01.930.014	14	150	3700
01.930.016	16	100	4900
01.930.018	18	100	5300

White with marking thread

Available per meter

Art.no	Ø mm	Length m	Breakingload in daN
00.930.012	12	1	2900
00.930.014	14	1	3700
00.930.016	16	1	4900
00.930.018	18	1	5300

Navy

Art.no	Ø mm	Reel m	Breakingload in daN
01.930.112	12	200	2900
01.930.114	14	150	3700
01.930.116	16	100	4900
01.930.118	18	100	5300

Navy

Available per meter

Art.no	Ø mm	Length m	Breakingload in daN
00.930.112	12	1	2900
00.930.114	14	1	3700
00.930.116	16	1	4900
00.930.118	18	1	5300

Silver

Art.no	Ø mm	Reel m	Breakingload in daN
01.930.212	12	200	2900
01.930.214	14	150	3700
01.930.216	16	100	4900
01.930.218	18	100	5300

Silver

Available per meter

Art.no	Ø mm	Length m	Breakingload in daN
00.930.212	12	1	2900
00.930.214	14	1	3700
00.930.216	16	1	4900
00.930.218	18	1	5300

Black

Art.no	Ø mm	Reel m	Breakingload in daN
01.930.312	12	200	2900
01.930.314	14	150	3700
01.930.316	16	100	4900
01.930.318	18	100	5300

Black

Available per meter

Art.no	Ø mm	Length m	Breakingload in daN
00.930.312	12	1	2900
00.930.314	14	1	3700
00.930.316	16	1	4900
00.930.318	18	1	5300

Art.no	Description
01.810.006	Splice Mooringline

UW LIJNEN OP MAAT GEMAAKT YOUR LINES CUSTOM MADE IHRE LINIEN NACH MAß GEMACHT

Landvasten/Mooring Lines/
Festmacher



Vallen/Halyards/Fallen
Polyester



Vallen/Halyards/Fallen
Dyneema®



Opties/Options/Optionen

Puntkous RVS
Thimbles SS
Kausche Edeldstahl



Harp sluiting
Bow shackle
Schäkel geschweift



Puntkous kunststof
Thimbles nylon
Kausche Kunststoff



D-Sluiting
D-Shackle
D-Schäkel



Landvastveer
Mooring compensator
Ruckdämpfer



Snapsluiting
Snap shackle
Schnappschäkel



Low friction ring
Low friction ring
Low Friction Ringe



Meer informatie over tarieven en mogelijkheden:
More information about prices and possibilities:
Mehr Informationen über Preisen und Möglichkeiten:

sales@lankhorst-taselaar.nl

Snapsluiting met wartel
Snap shackle with swivel
Schnappschäkel mit
Wirbelauge



TALAMEX®
marine products

TIPTOLEST 3-STRAND



3-strand polyester. White. Sinks. Use: mooring line, anchor line. High wear-resistance.



- Stretch >15%

Art.no white	Art.no black	Art.no navy	Ø mm	Reel m	Breaking load daN
01.410.005			5	250	600
01.410.006			6	200	800
01.410.008	01.410.208	01.410.308	8	200	1400
01.410.010	01.410.210	01.410.310	10	200	2000
01.410.012	01.410.212	01.410.312	12	200	2600
01.410.014	01.410.214	01.410.314	14	170	3600
01.410.016	01.410.216	01.410.316	16	140	5000
01.410.018	01.410.218	01.410.318	18	100	6000
01.410.020	01.410.220	01.410.320	20	100	7000

Available per meter

Art.no white	Art.no black	Art.no navy	Ø mm	Length m	Breaking load in daN
00.410.005			5	1	600
00.410.006			6	1	800
00.410.008	00.410.208	00.410.308	8	1	1400
00.410.010	00.410.210	00.410.310	10	1	2000
00.410.012	00.410.212	00.410.312	12	1	2600
00.410.014	00.410.214	00.410.314	14	1	3600
00.410.016	00.410.216	00.410.316	16	1	5000
00.410.018	00.410.218	00.410.318	18	1	6000
00.410.020	00.410.220	00.410.320	20	1	7000

TIPTOLEST OCTOPLY



8-Plaited polyester. White. Sinks. Use: mooring line, anchor line and in combination with anchor chain.



- Stretch >15%


Art.no	Ø mm	Reel m	Breakingload in daN
01.475.010	10	200	2000
01.475.012	12	200	2400
01.475.014	14	170	3800
01.475.016	16	140	4700
01.475.018	18	100	5800
01.475.020	20	100	7600

Available per meter

Art.no	Ø mm	Length m	Breakingload in daN
00.475.010	10	1	2000
00.475.012	12	1	2400
00.475.014	14	1	3800
00.475.016	16	1	4700
00.475.018	18	1	5800
00.475.020	20	1	7600

1 MOORING LINES AND ANCHOR LINES

TIPTOLON 3-STRAND




3-strand nylon. White. Sinks. Use: anchor line, mooring line, towing line.

- Stretch >20%

Art.no	Ø mm	Reel m	Breakingload in daN
01.310.004	4	500	380
01.310.006	6	200	900
01.310.008	8	200	1440
01.310.010	10	200	2400
01.310.012	12	200	3300
01.310.014	14	170	4400
01.310.016	16	140	5600
01.310.018	18	100	7000

SUPERLENE



3-strings polypropylene multifil. Use: mooring line, fender line, floats.

- Stretch 15%

Art.no white	Art.no navy	Art.no blue	Art.no black	Art.no henp	Ø mm	Reel m	Breaking load daN
				01.220.504	4	500	280
01.220.006	01.220.106	01.220.206	01.220.406	01.220.506	6	200	590
01.220.008	01.220.108	01.220.208	01.220.408	01.220.508	8	200	1040
01.220.010	01.220.110	01.220.210	01.220.410	01.220.510	10	200	1600
01.220.012	01.220.112	01.220.212	01.220.412	01.220.512	12	200	2200
01.220.014	01.220.114	01.220.214	01.220.414	01.220.514	14	170	3000
01.220.016	01.220.116	01.220.216	01.220.416	01.220.516	16	140	3700
01.220.018	01.220.118	01.220.218	01.220.418	01.220.518	18	100	4700
01.220.020	01.220.120	01.220.220	01.220.420	01.220.520	20	100	5700
			01.220.428	01.220.528	28	100	10900

POLYESTER CLASSIC



High-quality 3-strings polyester, natural colored sheet for traditional yachts. Resilient and hardwearing



Art. no.	Ø mm	Reel m.	Breakingload in daN
01.210.206	6	200	350
01.210.208	8	200	730
01.210.210	10	200	1100
01.210.212	12	200	1300
01.210.214	14	150	1700
01.210.216	16	100	2200
01.210.218	18	100	3500
01.210.220	20	100	4900

GRIPOTEX HEMP COLOUR



3-strings polypropylene, hemp colour, natural, floats. Use: mooring line, anchor line, sheet, halyard on classic boats.




Art.no	Ø mm	Reel m	Breakingload in daN
01.210.006	6	200	320
01.210.008	8	200	500
01.210.010	10	200	800
01.210.012	12	200	1100
01.210.014	14	170	1500
01.210.016	16	140	2000

GRIPOLINE MANILLA



3-strings polypropylene. Floats. Use: halyard, mooring line, throwing line etc.




Art.no	Ø mm	Reel m	Breakingload in daN
01.200.004	4	500	275
01.200.106	6	220	590
01.200.108	8	220	1040
01.200.110	10	220	1530
01.200.112	12	220	2170
01.200.114	14	220	2990
01.200.016	16	220	3700
01.200.018	18	220	4720
01.200.020	20	220	5690

WATER-SKI ROPE



Yellow polypropylene multifilament.



Art.no	Ø mm	Reel m	Breakingload in daN	Weight per 100m kg
01.760.007	7	200	580	1,50

POLYESTER MOORING LINES, DELUXE



Braided polyester mooring lines with high elasticity. Line stays smooth, non-kinking and non-squeeking. Equipped with 40 cm eye splice and whipping on the splice and end of the line.

Core: Polyester
Cover: Polyester
Construction: 16-plaited



Art.no	Colour	Ø mm	Length m	Breakingload in daN
01.920.650	navy	10	5	1580
01.920.652	navy	10	8	1580
01.920.701	navy	12	6	2300
01.920.702	navy	12	10	2300
01.920.703	navy	14	10	2520
01.920.704	navy	14	15	2520
01.920.705	navy	16	15	3500



Art.no	Colour	Ø mm	Length m	Breakingload in daN
01.920.750	black/white	10	5	1580
01.920.752	black/white	10	8	1580
01.920.801	black/white	12	6	2300
01.920.802	black/white	12	10	2300
01.920.803	black/white	14	10	2520
01.920.804	black/white	14	15	2520
01.920.805	black/white	16	15	3500



Art.no	Colour	Ø mm	Length m	Breakingload in daN
01.920.850	black	10	5	1580
01.920.852	black	10	8	1580
01.920.806	black	12	6	2300
01.920.807	black	12	10	2300
01.920.808	black	14	10	2520
01.920.809	black	14	15	2520
01.920.810	black	16	15	3500

1 PRE-PACKED LINES

POLYESTER/POLYPROPYLENE MOORING LINES



Braided polyester mooring lines with high elasticity. Line stays smooth, non-kinking. Equipped with 40 cm eye splice and whipping on the splice and end of the line.

Core: Polypropylene

Cover: Polyester

Construction: 16-plaited



Art.no	Colour	Ø mm	Length m	Breakingload in daN
01.920.499	navy	10	5	1587
01.920.500	navy	10	8	1587
01.920.501	navy	12	6	1860
01.920.502	navy	12	10	1860
01.920.503	navy	14	10	2670
01.920.504	navy	14	15	2670
01.920.505	navy	16	15	3110
01.920.506	navy	18	20	3400

Art.no	Colour	Ø mm	Length m	Breakingload in daN
01.920.599	white/black	10	5	1587
01.920.600	white/black	10	8	1587
01.920.601	white/black	12	6	1860
01.920.602	white/black	12	10	1860
01.920.603	white/black	14	10	2670
01.920.604	white/black	14	15	2670
01.920.605	white/black	16	15	3110
01.920.606	white/black	18	20	3400

Art.no	Colour	Ø mm	Length m	Breakingload in daN
01.920.299	black	10	5	1587
01.920.300	black	10	8	1587
01.920.301	black	12	6	1860
01.920.302	black	12	10	1860
01.920.303	black	14	10	2670
01.920.304	black	14	15	2670
01.920.305	black	16	15	3110
01.920.306	black	18	20	3400

POLYESTER 3-STRAND ANCHORLINE



Ready-to-use anchor lines made of 3-strand polyester including stainless steel thimble. The polyester line is very suitable as anchor line because it sinks, is abrasion-resistant and stretches during the anchoring to absorb, for example, the forceswaves .

The required length anchor line is determined by the water depth on the spot and the currently prevailing wind power. On average one takes ca. 5 times the water depth and length for the anchor line. In low wind one can often comply with less line and in stormy weather (wind force 5 and more) the length runs up to 7 times the water depth. The diameter of the line is determined by the boat length and weight of the ship.

Polyester 3-Strand 10 mm: for ships up to ca. 8m with a weight up to 2000kg
 Polyester 3-Strand 12 mm: for ships up to approx. 10m weighing up to 4000kg
 The anchor line is supplied on a small compact rope coil.

Art.no. black	Art.no. blue	Art.no. navy	Art.no. white	Ø mm	Length m	Thimble Ø mm	Breakingload in daN
01.223.410	01.223.510	01.223.610	01.223.710	10	20	10	1580
01.223.412	01.223.512	01.223.612	01.223.712	12	30	12	2300

POLYESTER BRAIDED ANCHORLINE



Ready-to-use anchor lines made of braided polyester including a stainless steel thimble. The polyester line is very suitable as anchor line because it sinks, is abrasion-resistant and has enough stretch to absorb the forces during the anchoring of, for example, the waves.

The required length anchor line is determined by the water depth on the spot and the currently prevailing wind power. On average one takes ca. 5 times the water depth as length for the anchor line. In low wind one can often do with less line and in heavy weather (wind force 5 and more) the length goes up to 7 times the water depth.

The diameter of the line is determined by the boat length and weight of the ship.

- Polyester braided 12mm: for ships up to approximately 8m weighing up to 4000kg
- Polyester braided 14mm: for ships up to approximately 10m weighing up to 5000kg
- Polyester braided 16mm: for ships up to approximately 12m weighing up to 6000kg

The anchor line is supplied on a small compact rope coil.

Colour: white/black



Art.no	Ø mm	Length m	Ø Thimble mm	Breakingload in daN
01.919.220	12	20	12	2300
01.919.240	12	40	12	2300
01.919.440	14	40	14	2520
01.919.640	16	40	16	3500

POLYESTER BRAIDED LEAD ANCHORLINE



Ready-to-use anchor lines made of braided polyester with lead cord in the core of the line, including a stainless steel thimble.

The polyester line is very suitable as anchor line because it sinks, is abrasion-resistant and has enough stretch to absorb the forces during the anchoring of, for example, the waves. Because the line is provided with a lead cord, the anchor will bury itself faster and better, which reduces the chance of a scratching anchor.

The required length anchor line is determined by the water depth on the spot and the currently prevailing wind power. On average one takes ca. 5 times the water depth as length for the anchor line. In low wind one can often do with less line and in heavy weather (wind force 5 and more) the length goes up to 7 times the water depth.

- The diameter of the line is determined by the boat length and weight of the ship.
- Polyester braided 12mm: for ships up to approximately 8m weighing up to 4000kg
- Polyester braided 14mm: for ships up to approximately 10m weighing up to 5000kg
- Polyester braided 16mm: for ships up to approximately 12m weighing up to 6000kg

The anchor line is supplied on a small compact rope coil.

Colour: white/black



Art.no	Ø mm	Length m	Lead length m	Weight kg	Thimble Ø mm	Breakingload in daN
01.920.218	10	20	8	2,6	10	1580
01.920.219	10	30	8	3,3	10	1580
01.920.221	12	20	8	3,2	12	2300
01.920.241	12	40	10	5,6	12	2300
01.920.441	14	40	12	7,4	14	2520
01.920.641	16	40	15	9,7	16	3500

1 PRE-PACKED LINES

HANDY ANCHOR LINE



Braided, very supple and non-kink polyester rope with a lead core. Anchor chain is not necessary anymore. One side with thimble. Delivered in storage bag.

Colour: white/navy

Art.no	Ø mm	Length m	Lead length m	Weight kg	Lead weight kg	Breakingload in daN
01.920.220	12	20	7,5	3,9	1,30	2200
01.920.240	12	40	10,0	6,3	1,70	2200
01.920.440	14	40	10,0	8,5	2,75	3100
01.920.640	16	40	10,0	10,8	3,95	4000

ANCHOR LINES SUPERLENE



- Including stainless steel thimble
- 3 strand polypropylene
- Floats

white Art.no	blue Art.no	navy Art.no	black Art.no	Ø mm	Length m
01.223.010	01.223.210	01.221.540	01.223.310	10	20
01.223.012	01.223.212	01.221.542	01.223.312	12	30

MOORING LINES SUPERLENE



- 3-strand Polyprop multifil
- With spliced eye ± 40cm
- Floats

white Art.no	blue Art.no	black Art.no	navy Art.no	manilla Art.no	Ø mm	Length m	Ø Eye cm	Breakingload in daN
01.221.007		01.221.407	01.221.517		8	4	20	800
01.221.008	01.221.208	01.221.408	01.221.518	01.221.608	8	6	20	800
01.221.009		01.221.409	01.221.519		10	5	20	1100
01.221.010	01.221.210	01.221.410	01.221.520	01.221.610	10	10	40	1100
01.221.011		01.221.411	01.221.521		12	8	40	1600
01.221.012	01.221.212	01.221.412	01.221.522	01.221.612	12	12	40	1600
01.221.013		01.221.413	01.221.523		14	10	40	2200
01.221.014	01.221.214	01.221.414	01.221.524	01.221.614	14	14	40	2200
01.221.015		01.221.415	01.221.525		16	12	40	2800
01.221.016	01.221.216	01.221.416	01.221.526	01.221.616	16	16	40	2800

SUPERLENE FENDER LINES



- With eye
- 3-strand polypropylene
- Floats
- Packed per pair

white Art.no	blue Art.no	black Art.no	navy Art.no	Ø mm	Length m
01.222.008	01.222.208	01.222.408	01.221.528	8	2,5
01.222.010	01.222.210	01.222.410	01.221.530	10	2,5
01.222.012	01.222.212	01.222.412	01.221.532	12	2,5

MOORING LINES PLAITED



- Braided polyester/polypropylene fender lines with an eye
- Eye-splice and end with a whipping
- Packed per pair

black Art.no	navy Art.no	white/black Art. no	Ø mm	Length m	Breakingload in daN
01.222.608	01.222.618	01.222.628	8	2,5	1315
01.222.610	01.222.620	01.222.630	10	2,5	1587
01.222.612	01.222.622	01.222.632	12	2,5	1860

new ALLROUND UHMWPE



Talamex Allround UHMWPE is a line with a UHMWPE core and a 16-plaited braided polyester cover. UHMWPE (ultra high molecular weight polyethylene) is a very strong synthetic fiber with high wear and friction resistance. Extremely strong line in combination with low weight and low stretch, therefor extremely suitable material for use in marine applications for example trim and halyard lines, but also suitable for various industrial applications. The material is light enough to float and repels water. The Talamex Allround UHMWPE is easy handling, kinkfree and comfortably during use due to the polyester cover. These lines are supplied on a handy spool with a line length of 50 meters.

- Extremely high breaking strength **Core:** UHMWPE
- Extremely low stretch **Cover:** Polyester
- Floats on water **Construction:** 16-plaited
- Low weight
- High wear resistance
- High UV resistance



blue/black Art. no	white/black Art. no	red/black Art. no	green/black Art. no	Ø mm	Reel m	Breakingload in daN
01.920.931	01.920.941	01.920.951	01.920.961	3	50	400
01.920.932	01.920.942	01.920.952	01.920.962	4	50	850
01.920.933	01.920.943	01.920.953	01.920.963	5	50	950
01.920.934	01.920.944	01.920.954	01.920.964	6	50	1490
01.920.935	01.920.945	01.920.955	01.920.965	8	50	2600

new HIGH STRENGTH UHMWPE



Talamex High Strength is made of 12-plaited UHMWPE (ultra high molecular weight polyethylene). Extremely strong line in combination with a very low weight. Fully braided from 100% UHMWPE, which means that the breaking strength is higher at equal diameters than lines with a polyester cover. Ideal as a practical alternative to e.g., steel wire. Widely applicable in water sports as trim line, halyard, railing wire, hoist, etc. Also suitable for various industrial applications, fishing, etc. These lines are black coated and are supplied on a handy spool with a line length of 50 meters.

- Extremely high breaking strength **Core:** UHMWPE
- Extremely low stretch **Cover:** none
- Floats on water **Construction:** 12-plaited
- Low weight
- High wear resistance
- UV resistant by means of PU coating



Art.no	Colour	Ø mm	Length m	Breakingload in daN
01.920.970	zwart	3	50	800
01.920.971	zwart	4	50	1600
01.920.972	zwart	5	50	2200
01.920.973	zwart	6	50	3300

new POLYESTER 3-STRAND MOORING LINES



Polyester 3-strand readymade mooring lines. Equipped with an eye splice, which is 40 cm. A tackle at the eye of the splice and at the end of the line. The line does not creak and is wear resistant.

white Art.no	black Art.no	navy Art.no	Ø mm	Length m	Breakingload in daN
01.221.701	01.221.711	01.221.721	10	5	1600
01.221.702	01.221.712	01.221.722	10	8	1600
01.221.703	01.221.713	01.221.723	12	6	2240
01.221.704	01.221.714	01.221.724	12	10	2240
01.221.705	01.221.715	01.221.725	14	10	3000
01.221.706	01.221.716	01.221.726	14	15	3000
01.221.707	01.221.717	01.221.727	16	15	4000



www.talamex.com

POLYESTER FENDER OR PROTECTIONLINE



- Special hollow line of high-quality polyester
- Suitable as fender line, or as an additional protection for, for example, a halyard into the stopper
- Line of 32-plaited braided polyester without core
- Light but very strong



Art.no	Colour	Ø mm	Reel m
01.222.810	black	10	200
01.222.812	black	12	200
01.222.910	navy	10	200
01.222.912	navy	12	200

MOORING COMPENSATOR



- Indestructible mooring compensator made of EPDM-Rubber that absorbs the shocks of the mooring lines
- Built-in line clamps prevent wear out of the line on the rubbers



Art.no	Type	For rope Ø mm	Length mm
73.277.001	1	10 - 12	420
73.277.002	2	14 - 16	490
73.277.003	3	18 - 20	560
73.277.004	4	22 - 24	620

SHEETLINE

- 100% polyester halyard lines with spliced eye
- Mainsail halyard line with SS AISI 316 D-shackle
- Colour: blue/white

Art.no	Ø mm	Length m	Breakingload in daN
01.920.901	8	30	1100
01.920.911	10	33	1580
01.920.921	12	36	2300



- Genoa halyard with SS AISI 316 snap shackle
- Colour: Black/White

Art.no	Ø mm	Length m	Breakingload in daN
01.920.902	8	30	1100
01.920.912	10	33	1580
01.920.922	12	36	2300



- Spinnaker halyard with SS AISI 316 swivel snap-shackle
- Colour: Red/White

Art.no	Ø mm	Length m	Breakingload in daN
01.920.903	8	30	1100
01.920.913	10	33	1580
01.920.923	12	36	2300



MOORING COMPENSATORS



- Mooring compensator made of EPDM-Rubber that absorbs the shocks of the mooring lines
- Built-in line clamps prevent wear out of the line on the rubbers

Art.no	For rope Ø mm	Length mm
73.277.101	10 - 12	430
73.277.102	14 - 16	490
73.277.103	18 - 20	560



MOORING COMPENSATOR



- EPDM-Rubber

Art.no	For rope Ø mm	Length mm
73.278.001	10 - 12	170
73.278.002	12 - 14	230
73.278.003	16 - 20	270




MOORING COMPENSATOR STAINLESS STEEL



- Stainless Steel AISI 302 mooring compensator that absorbs the shocks of the mooring lines

Art.no	Length mm	Mat. Ø mm	Max. boatlength m.	Max. boat weight kg
73.277.115	270	5	5	1000
73.277.116	320	6	7	2000
73.277.117	390	7	9	3500



U-CLEAT MOORING COMPENSATOR



- With unique removable locking mechanism.
- Made of a high quality EPDM rubber with glass fibre reinforced polyamide inserts.

Art.no	For rope Ø mm	Length mm
73.277.107	10 - 12	329
73.277.108	12 - 16	412
73.277.109	16 - 20	516

SMART MOORING COMPENSATOR



- Easy to fit mooring compensator, also when the mooring line is in use
- EPDM-Rubber
- Per pair

Art.no	For rope Ø mm	Length mm
73.277.105	up to 16	71
73.277.106	up to 20	87

DRAINMAN BILGE PUMP



- Connection on mooring line
- No electrical connection, self priming
- Pull 1.500daN
- Maximum range 8m

Art.no	Description
17.315.000	Drainman MKII
17.315.001	Extension hose 3m



FLAG LINES



- Polypropylene
- Plaited

Art.no	Colour	Ø mm	Length m
01.226.004	white	4	20
01.226.006	white	6	10
01.226.008	white	8	10



Art.no	Colour	Ø mm	Length m
01.226.014	black	4	20
01.226.016	black	6	10
01.226.018	black	8	10


SUPERLENE



- Polypropylene
- Plaited

Art.no	Ø mm	Reel m
01.250.004	4	50
01.250.006	6	50

TIPTOLON WHIPPING TWINE



- 3-String nylon
- Package 12 reels

Art.no	Ø mm	Reel m
01.815.000	1	220

RACING FLY-LINE DYNEEMA®



- White

Art.no	Ø mm	Reel m	Breakingload in daN
01.770.006	0,6	100	40
01.770.008	0,8	100	60
01.770.010	1,0	100	80
01.770.012	1,2	100	125
01.770.015	1,5	100	175

DYNEEMA® D-PRO MINI REEL



- Extremely high breaking force at low weight
- Easy to split
- High UV resistance
- Stretch <1%

Core: Coated Dyneema SK78

Cover: None

Construction: 12-plaited

Red Art. no	Black Art. no	Blue Art. no	Ø mm	Reel m	Breakingload in daN
01.810.622	01.810.625	01.810.628	2,0	30	410
01.810.623	01.810.626	01.810.629	3,0	15	950
01.810.624	01.810.627	01.810.630	4,0	10	1300

OPTISAIL MINI REEL



- Optisail Ø 1,2mm
- Black/Red
- 20m



Art.no

01.810.635

TIPTOLEST WHIPPING TWINE



- Plaited polyester
- Packed per box



Range 1

- 5 x 30m; 1mm
- 5 x 30m; 1mm waxed
- 5 x 20m; 1,5mm
- 5 x 20m; 1,5mm waxed

Art.no **Description**

01.810.501 Box nr 1

Range 2

- 5 x 30m; 1mm red
- 5 x 30m; 1mm green
- 5 x 20m; 1,5mm red
- 5 x 20m; 1,5mm green

Art.no **Description**

01.810.502 Box nr 2



MAGIC SPORT MINI REEL ASSORTI



- Smooth trimline and halyard
- Low stretch
- Abrasion resistant
- Stretch < 5%



Art.no **Description**

01.810.601 Ø 2mm, 30m in sales box Assorti

01.810.602 Ø 3mm, 15m in sales box Assorti

WHIPPING



- Plaited polyester
- Waxed
- Packed per 5 spools



Art.no **Ø mm** **Reel m** **Colour**

01.810.511 1,0 30 white

01.810.515 1,5 20 white

01.810.611 1,0 30 black

01.810.615 1,5 20 black

1 LINE SPOOLS/LINE TOOLS

DISPLAY TIPTOLEST PLAITED



- Assortment polyester plait 3mm
- Neon colours

Art.no	Description
01.810.600	10 reels a 20m each.
01.810.700	Display stand only

CLASSIC 3MM IN SALES BOX



Classic hemp-coloured line of modern, strong and weatherproof material.

- 3-strand spun polyester

Art.no	Description
18.106.603	Classic 3mm in sales box

SPLICE FIDS



- SS with wooden handle

Art.no	Length mm	For rope	PCS
11.301.001	170	up to 16mm	5
11.301.002	265	from 16mm	5

SPLICING SET



- Stainless Steel
- For splicing modern rope constructions
- 4 Needles: Ø: 1 x 4mm, 1 x 5.5mm, 1 x 7.5mm, 1 x 10mm

Art.no	Description
11.307.001	Splicing set

D-SPLICER



Splicing set, contains:

- 2 needles 1mm x 24cm
- 2 needles 1,5mm x 26cm

Art.no	Description
11.307.005	D-Splicer Set

SCISSORS



Specially designed for cutting most strong lines such as Dyneema®, Vectran® and Aramid

Art.no	Description
11.307.006	Scissors

CERAMIC KNIFE PRO




Perfect for prolonged cutting of High-Tech materials like Dyneema®, Vectran® and PBO-lines

Art.no	Description
11.307.106	Ceramic Knife Pro

D-SPLICER NEEDLES

Separate splicing needles with sturdy grip



Art.no	Description
11.307.007	F10 Splice needle Fixed (1,0mm - 18cm)
11.307.008	F15 Splice needle Fixed (1,5mm - 26cm)
11.307.009	F20 Splice needle Fixed (2,0mm - 26cm)
11.307.010	F25 Splice needle Fixed (2,5mm - 26cm)

D-SPLICER SOFT FID NEEDLES

Special line for splicing tight lines. Splice help for when there is insufficient space to use a splice needle.



Art.no	Description
11.307.011	Soft Fid S4 Small Fid
11.307.012	Soft Fid S8 Medium Fid

SAILMAKER'S PALMS



Art.no	Description
11.211.000	Left
11.212.000	Right

NEEDLES



- 5 different needles per blister



Art.no	Man. no	Pcs
11.122.000	131107	10

ROPE MEASURING DEVICE

- High quality, robust construction
- For lines from 3 - 20mm



Art.no	Description
01.070.000	Rope measuring device

ROPE CUTTER (ELECTRIC)



- 60W - 220V
- For cutting poly ropes
- Not to be used continuously (no longer than 20 min.)
- Knife included



Art.no	Description
11.401.000	Rope burning device
11.401.001	Spare cutting knife




www.talamex.com

2

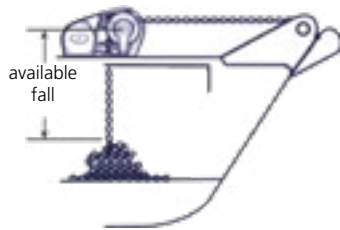


Anchors and Mooring



Choose your windlass

Horizontal windlass



The key features of horizontal windlasses are:

- Most of the windlass unit is on the deck
- Easy installation
- Suitable for boats with small anchor lockers
- Anchor rode enters the gypsy, makes a 90° turn and feeds into the anchor locker
- Minimum fall of 304mm (12") is recommended in order to have enough gravity to pull the rode down into the locker

Vertical windlass



The key features of vertical windlasses are:

- Most of the windlass unit is hidden below deck
- Suitable for large anchor lockers
- Anchor rode makes a 180° wrap around the gypsy providing more security
- Minimum fall of 406mm (18") is recommended in order to have enough gravity to pull the rode down into the locker

How much pulling power should my windlass have?

Having selected a horizontal or vertical windlass and determined the size required using the selection chart, you can cross-check by using the following formula:

<input style="width: 80%; height: 20px;" type="text"/>	x 4*	=	Pulling power required by the windlass
↑			
Total weight of ground tackle			<p>* Working load: Designed to allow prolonged anchor laying and retrieving. Use x4 for all horizontal windlasses and vertical windlasses up to V5. Use x2 for V6 and above.</p>

Windlass & Anchor safety tips

ALWAYS:

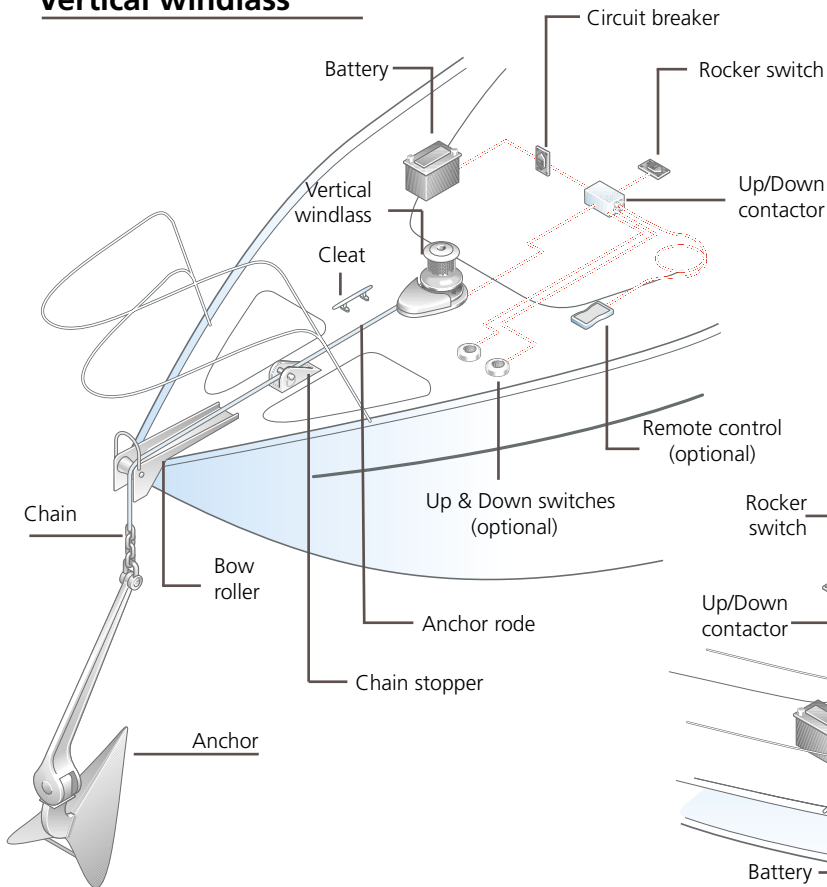
- Always tie off anchor rode to a strong point while at anchor
- Always secure anchor rode/anchor when underway
- Always look before deploying your anchor
- Always motor up to anchor while retrieving
- Always shut off circuit breaker when working on windlass
- Always shut off circuit breaker when windlass is not in use

NEVER:

- Never allow your windlass to hold the boat while at anchor
- Never use your windlass to pull or tow boat
- Never use your windlass to lift a person
- Never stick fingers in or around gypsy while operating
- Never allow loose clothing and hair to come close to windlass when operating

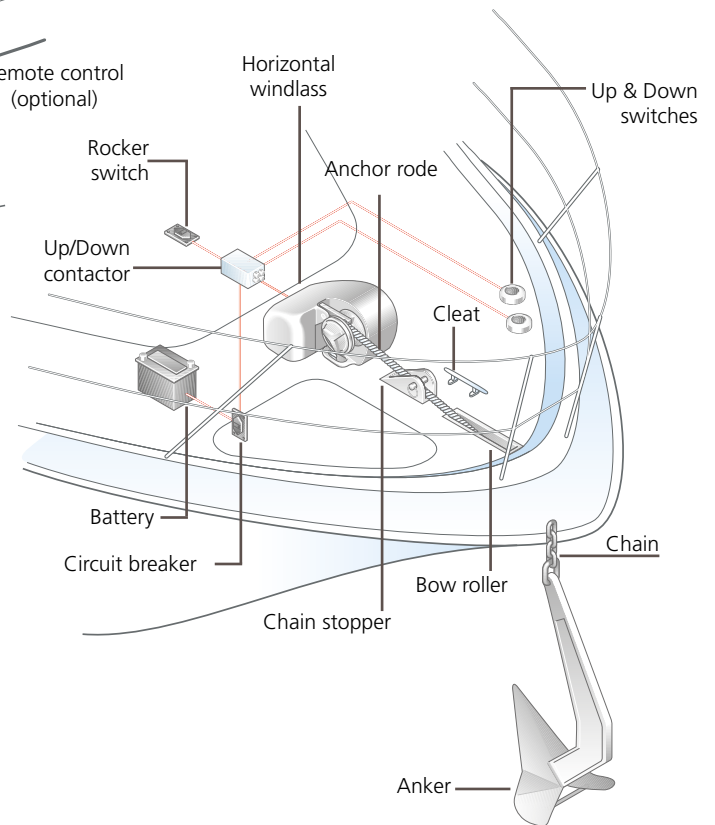
* Selection charts and helps are an indication. If in doubt please contact Lankhorst-Taselaar.

Vertical windlass



Windlass guide

Horizontal windlass



Please see your owner's manual for complete installation diagrams.

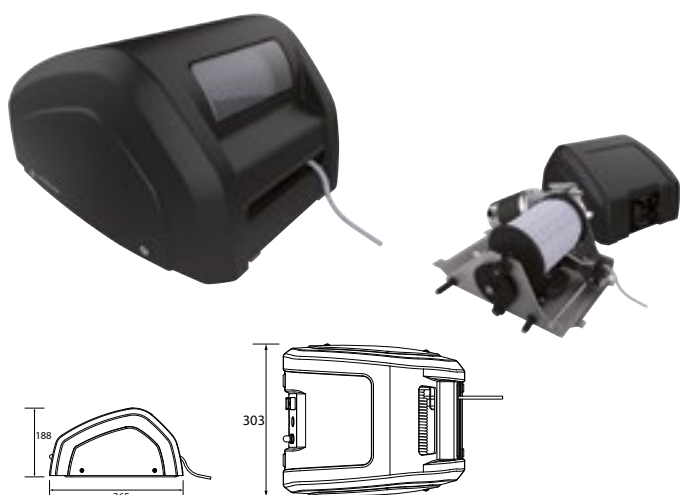
Windlass selection guide

Model	6m 20ft	9,2m 30ft	12,2m 40ft	15,2m 50ft	18,3m 60ft	21,3m 70ft	24,4m 80ft
CRW400	█						
HX1 500W		█					
HX1 800W		█					
Pro-Series/Fish 700		█					
Pro-Series/Fish 1000			█				
H2			█				
H3			█				
V700	█						
VX1	█						
VX2		█					
VX2+			█				
VX3			█				
VX1L 500W	█						
VX1L 800W	█						
V1/CPX1		█					
V2/CPX2			█				
V3/CPX3			█				
V4/CPX4				█			
V5				█			
V6					█		

2 WINDLASSES HORIZONTAL

CAPTIVE REEL WINDLASS CRW400

LEWMAR



Lewmar's CRW400 windlass represents a step-change in engineering and design for small boat windlasses. Built around a stainless steel chassis with composite bearing technology and robust UV-stabilised ABS shell, the CRW400 is salt-water resistant and suitable for boats up to 30ft.

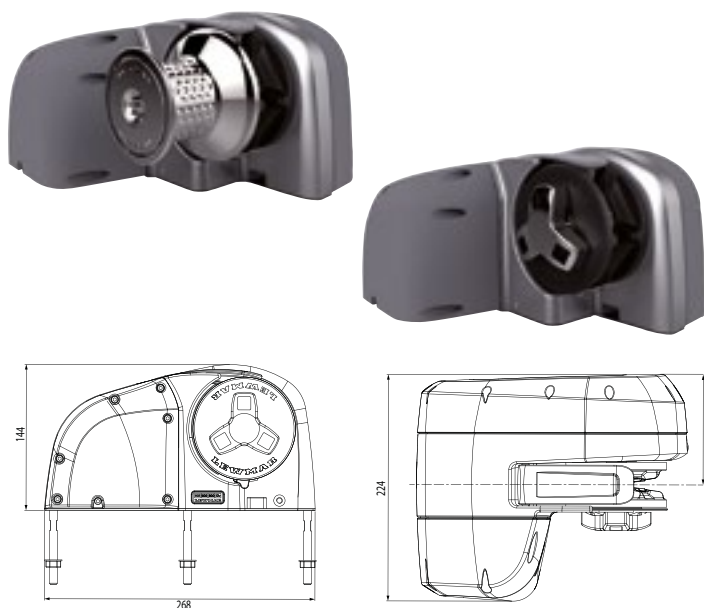
Features

- Rode stowage without the need for a locker
- Self locking - no need for cleat or chain stopper
- Fully remote operation - can be deployed and retrieved from the helm
- Level-wind technology prevent spooled line bunching
- All SS AISI 316 chassis/ABS UV stabilised case
- IP67-rated switchgear and Integrated protected electronics housing

Art.no	Lewmar type	Power V	Motor Power W	Max. line speed m/min.	Max. Anchor-weight kg	Rode line max. length in m	Rope Ø m	L x W x H mm
76.500.105	CRW400	12	400	25	16	35	6	365 x 303 x 188

HX1

LEWMAR



The HX Series horizontal anchor winch is equipped with an efficient silent planet drive. The base is made of strong anodised aluminium with the choice of a tight and strong composite or on demand an aluminium hood. Easy and fast mounting, the deck unit is available with a single chain drive (GO), a combination of chain drive and capstan (GD) A freefall conversion kit is sold separately. Only possible in combination with the GO version.

Features:

- Waterproof sealed deck unit
- Low maintenance
- Silent operation
- Available with engines of 500W and 800W
- IP67 standard motor protection

On request: can also be supplied with an aluminum hood.

For switches see page 55.

Art.no	Man. no	Lewmar type	Power option V	Max. motor power W	Max. pull daN	Max. line speed m/min.	Working load daN	Weight kg	Circuit breaker A	Chain DIN766 mm
76.412.057	69140001	HX1 500 GO	12	500	700	20	175	9,0	50	6/7
76.412.060	69140004	HX1 800 GO	12	800	1065	21	266	9,0	70	8
76.412.061	69140005	HX1 500 GD	12	500	700	20	175	9,5	50	6/7
76.412.064	69140008	HX1 800 GD	12	800	1065	21	266	9,5	70	8

Art.no	Man. no	Description
76.490.051	68000348	Circuitbreaker 50A
76.410.201	68000240	Circuitbreaker 70A

Exclusively for chain drive GO version:

Art.no	Man. no	Description
76.412.081	66140008	HX1 Free fall kit



PRO SERIES

LEWMAR

The professional choice

The Pro Series is entirely made of Stainless Steel AISI 316, is easy to install and has a very good power handling longevity. If electrical power is removed, the Pro Series has an integrated manual recovery function.

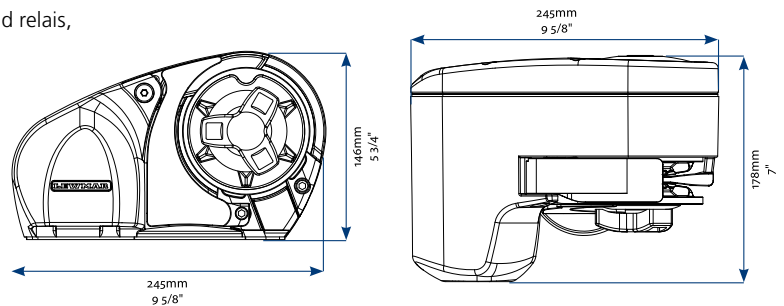
Features:

- stainless steel design
- Easy assembly
- 5-year warranty
- Pro-Guard; prevents jumping and hooking from the anchor line

700: for boats 6 - 10,5m

1000: for boats 9 - 12m

Kit includes: Windlass, base gasket seal, wrench, circuit breaker, solenoid relays, rockerswitch and fast-mounting studs.



Art.no	Man. no	Lewmar type	Power option V	Max. motor power W	Max. pull daN	Max. line speed m/min.	Working load daN	Weight kg	Circuit breaker A	Chain DIN766 mm
76.500.101	6656011967-310	700	12	500	320	32	79	8,5	50	6/7
76.500.103	6657011198-311	1000	12	700	454	32	114	9,5	70	8

PRO FISH FREEFALL

LEWMAR

The ultimate windlass for fishermen. The horizontal pro-Fish has an automatic freefall that allows you to drop anchor quickly and with precision, right when you are exactly above a wreck or ledge. Raising anchor is just as easy, you simply push one button. No more running your motor and wasting fuel while "hover fishing". Plus, the Pro-Fish is DIY-ready and made of durable 100% SS AISI 316.

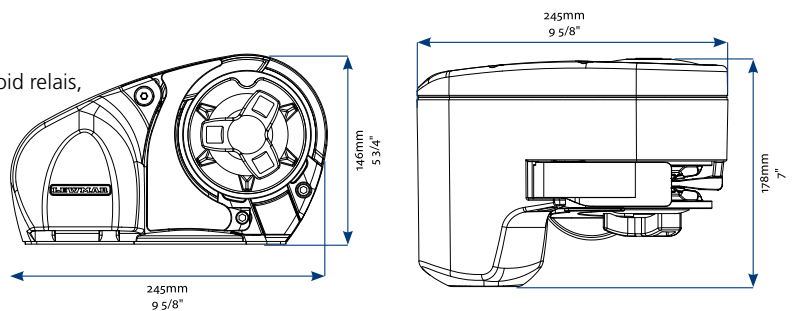
Features:

- Automatic freefall
- Powerful motor providing fast line retrieval speed
- Strong 100% SS AISI 316, including control arm and stripper
- Easy and fast on-deck installation
- 5 year warrantee

Pro 700: for boats 6 - 10,5m

Pro 1000: for boats 9- 12 m

Kit includes: Windlass, base gasket seal, wrench, circuit breaker, solenoid relays, rockerswitch and fast-mounting studs

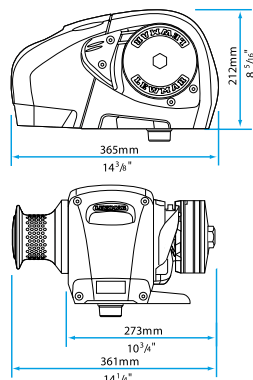


Art.no	Man. no	Lewmar type	Power option V	Max. motor power W	Max. pull daN	Max. line speed m/min.	Working load daN	Weight kg	Circuit breaker A	Chain DIN766 mm
76.413.001	6656211967-310	Pro-Fish 700	12	500	320	32	79	8,5	50	6/7
76.413.010	6656411198-311	Pro-Fish 1000	12	700	454	32	114	9,5	70	8

2 WINDLASSES HORIZONTAL & VERTICAL

H2 & H3

LEWMAR



The elegant horizontal anchor winches from the H-series are equipped with the familiar worm gear transmission that already is used in the V-series anchor winches. The integrated relay makes wiring easier and is protected by a robust housing. The waterproof unit needs less maintenance and as the winch can be mounted in one piece, you can quickly sail out.

Features

- Quick, easy, one-piece installation
- Stainless steel warping drum and unique W.A.R.P. (Wear and Abrasion Reduction Pattern) finish
- Robust horizontal worm motor-gearbox for reliable performance
- Integral contactor protected by maincase
- Sealed waterproof unit requires minimum maintenance
- Aluminium and composite maincase for reduced weight
- For boats up to 14m (48ft)

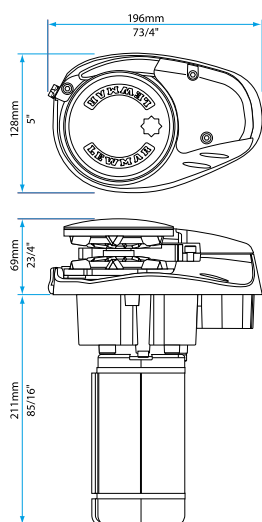
Kit includes: rockerswitch, circuit breaker and built-in contactor.

These anchor winches can also be ordered in 24V.

Art.no	Man. no	Lewmar type	Power option V	Max. motor power W	Max. pull daN	Max. line speed m/min.	Working load daN	Weight kg	Circuit Breaker (slow blow) A	Chain DIN766 mm
76.500.205	6652011108	H2 gypsy	12	700	650	21	163	21,5	90	8
76.500.206	6652011110	H2 gypsy	12	700	650	21	163	21,5	90	10
76.500.207	6652021108	H2 gypsy/drum	12	700	650	21	163	23,5	90	8
76.500.208	6652021110	H2 gypsy/drum	12	700	650	21	163	23,5	90	10
76.500.201	6653021108	H3 gypsy/drum	12	1000	890	28	215	25,5	110	8
76.500.202	6653021110	H3 gypsy/drum	12	1000	890	28	215	25,5	110	10
76.500.203	6653011108	H3 gypsy	12	1000	890	28	215	23,5	110	8
76.500.204	6653011110	H3 gypsy	12	1000	890	28	215	23,5	110	10

V700

LEWMAR



With a 100% SS AISI 316 steel housing and a sleek flush-mount design, hiding the motor down below, the V700 is one of the most attractive and durable windlasses on the market. This easily usable windlass with push-button has two built-in features, making it unique: motor protection and anchor lock. On top of it all, it's affordable.

Features:

- 100% SS AISI 316 deck unit
- IP67 rated (waterproof to 1m)
- Fall safe anchor lock
- Built-in motor protection and anchor lock
- Fast line speed
- Manual recovery option
- Shock-resistant motor cover
- For boats 6 - 11m

Kit includes: dashboard switch, contactor and circuit breaker

Art.no	Man. no	Power option V	Max. motor power W	Max. pull daN	Max. line speed m/min.	Working load daN	Current draw working load	Circuit breaker A	Weight kg	Chain DIN766 mm
76.413.030	6670011108-312	12	320	320	25	79	45A	35	6,5	6 + 7

VX1,2 AND 3

LEWMAR

The VX1, 2 and 3-series features the latest lightweight techniques. Easy assembly, the deck unit is available with Gypsy only (GO) or a combination of gypsy and capstan (GD). Made of stainless steel and composite parts. Set includes: deck unit, motor/gearbox, relays, chain drive and chain counter sensor. Excl. switch and fuse.

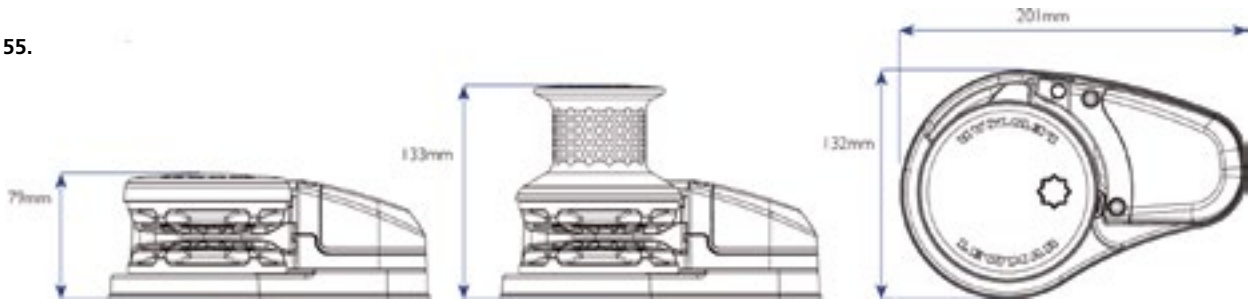
Features:

- Hybrid chain drive for quieter and improved chain throughput
- Standard equipped with IP68 and non-sparking motor protection
- Lighter in weight due to the composite parts
- Worm gear transmission for excellent reliability and safety
- For ships of 8,5 - 15 meter (28ft - 50ft)

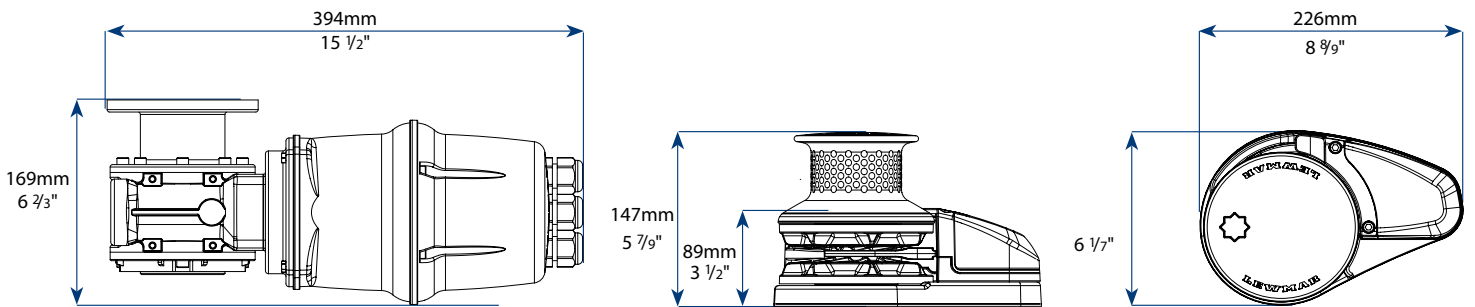


VX2 & VX3 Serie in 24V deliverable on demand.

Switches see page 55.



VX1



VX 2/3

Art.no	Man. no	Lewmar type	Power option V	Max. motor power W	Max. pull daN	Max. line . speed m/min	Working load daN	Weight kg	Circuit breaker A	Chain DIN766 mm
76.412.031	69100021	VX1 GO	12	500	675	25	169	12,5	70	6/7
76.412.032	69100023	VX1 GO	12	500	675	25	169	12,5	70	8
76.412.033	69100025	VX1 GD	12	500	675	25	169	13,5	70	6/7
76.412.034	69100027	VX1 GD	12	500	675	25	169	13,5	70	8
76.412.035	69120022	VX2 GO	12	700	850	29	213	13,9	90	8
76.412.036	69120024	VX2 GO	12	700	850	29	213	13,9	90	10
76.412.037	69120052	VX2 GD	12	700	850	29	213	14,9	90	8
76.412.038	69120054	VX2 GD	12	700	850	29	213	14,9	90	10
76.412.039	69120032	VX2+ GO	12	1000	1025	39	257	16,1	110	8
76.412.040	69120034	VX2+ GO	12	1000	1025	39	257	16,1	110	10
76.412.041	69120034	VX3 GO	12	1500	1175	40	294	16,1	110	8
76.412.042	69120044	VX3 GO	12	1500	1175	40	294	16,1	110	10
76.412.043	69120072	VX3 GD	12	1500	1175	40	294	17,1	110	8
76.412.044	69120074	VX3 GD	12	1500	1175	40	294	17,1	110	10

Exclusively for chain drive GD version.

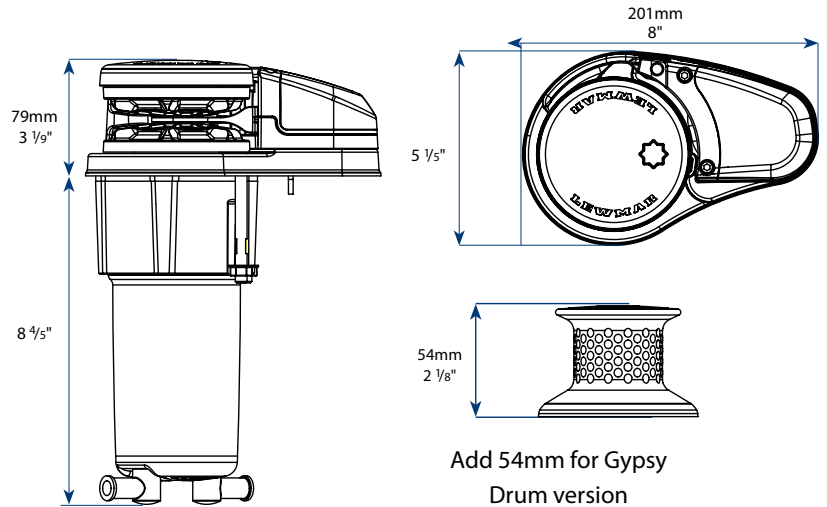
Art. no	Man. no	Description	Suitable for
76.412.082	66120010	VX2/3 GD manual recovery	VX2/3



2 WINDLASSES VERTICAL

VX1L WINDLASS

LEWMAR



The VX1 L series features a vertically below engine which the winch is so that this also in terms of mounting small, compact and efficient. Easy Assembly, the deck unit is available with ankle chain drive (GO) or a combination of chain drive and capstan (GD). Made of stainless steel AISI316 and composite parts. Set includes: deck unit, motor/gearbox, relays, chain drive and chain counter sensor. Excl. switch and fuse.

Features:

- Manual freewheel
- Same mounting dimensions as the V700
- Available with engines of 500W and 800W
- Motor protection IP67 standard

Set includes: deck unit, motor/gearbox, relays, chain drive and chain counter sensor.

Switches see page 55.

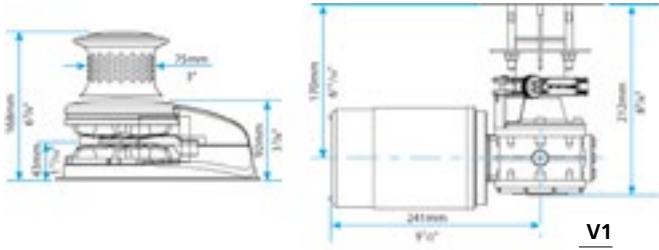
Art.no	Man. no	Lewmar type	Power option V	Max. motor power W	Max. pull daN	Max. line speed m/min.	Working load daN	Weight kg	Circuit breaker A	Chain DIN766 mm
76.412.049	69100050	VX1L 500 GO	12	500	650	20	160	8,0	50	6/7
76.412.052	69100053	VX1L 800 GO	12	800	920	21	230	8,0	70	8
76.412.053	69100054	VX1L 500 GD	12	500	650	20	160	8,5	50	6/7
76.412.056	69100057	VX1L 800 GD	12	800	920	21	230	8,5	70	8



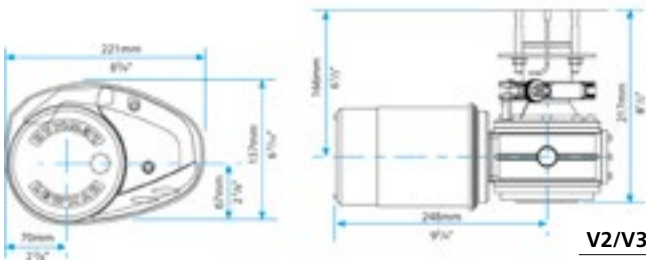
Art.no	Man. no	Description
76.490.051	68000348	Circuitbreaker 50A
76.410.201	68000240	Circuitbreaker 70A for VX1

V1,2 AND 3 WINDLASS KIT

LEWMAR



V1



V2/V3



*** V1 Manual Override (MO)**

World's first compact vertical stainless steel windlass for both power and sailboats. This beautifully styled deck unit houses a robust, reliable, worm gearbox and offers maximum strength and control. Besides, you can employ rope-chain or just chain anchor rodes with the touch of a button. Kit includes motor-gearbox, contactor, circuitbreaker and rocker switch.

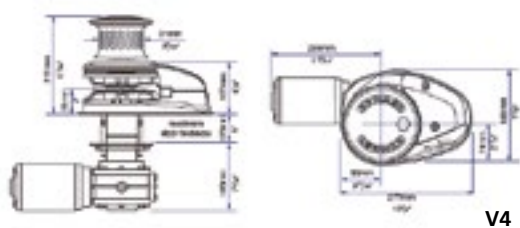
These windlasses are equipped with FastFit™ for guaranteed effortless installation and correct adjustment.

Larger models through our sales department or at www.lewmar.com

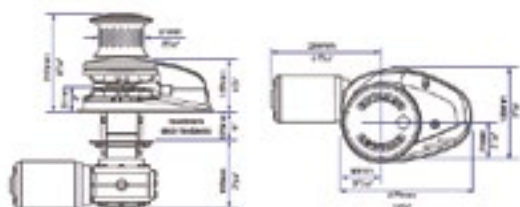
* Manual Override (MO)

Art.no	Man. no	Lewmar type	Power option V	Max. motor power W	Max. pull daN	Max. line speed m/min.	Working load daN	Weight kg	Circuit breaker A	Chain DIN766 mm
76.412.020	6671011198-138	V1 gypsy	12	750	454	19	188	19,0	90	8
76.412.021	6671011698-138	V1 MO*	12	700	750	19	188	19,0	90	8
76.412.001	6672011198-138	V2 gypsy	12	700	850	21	213	19,0	90	8
76.412.002	6672011108-138	V2 gypsy	12	700	850	21	213	19,0	90	10
76.412.003	6672021198-138	V2 gypsy/drum	12	700	850	21	213	22,0	90	8
76.412.004	6672021108-138	V2 gypsy/drum	12	700	850	21	213	22,0	90	10
76.412.011	6672211198-139	V3 gypsy	12	1000	1025	28	257	21,5	110	8
76.412.012	6672211108-139	V3 gypsy	12	1000	1025	28	257	21,5	110	10
76.412.013	6672221198-139	V3 gypsy/drum	12	1000	1025	28	257	24,5	110	8
76.412.014	6672221108-139	V3 gypsy/drum	12	1000	1025	28	257	24,5	110	10
76.412.015	6672222108-142	V3 gypsy/drum	24	1000	1025	30	257	24,5	90	10
76.412.016	6672212108-142	V3 gypsy	24	1000	1025	30	257	21,5	90	10

V4 & V5 VERTICAL WINDLASS



V4



V5

The V4 & V5 vertical windlass feature a lightweight and strong deck unit manufactured from precision cut 316 grade stainless steel with a robust drive train. Available as gypsy (GO) or in gypsy drum (GD)

Features:

- Rope-chain gypsy
- Cone clutch for smooth, easy control
- Manual Free-Fall
- W.A.R.P Drum (Drum version only)
- Robust and reliable drive train
- Manual override (optional)

Switch kits, see page 55.

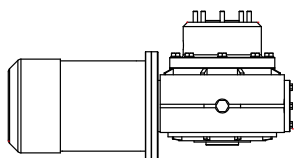
Electronical specifications V4/V5 windlass:

Type	Volt	Max. W	Max. pull daN	Max. line speed m/min.	Working load daN	Weight kg. (GO/GD)	Circuit breaker A
V4	12	1600	1250	25	313	29/36	150
V4	24	2000	1500	27	375	29/36	110
V5	12	2000	1450	27	363	31/38	150
V5	24	2000	1600	29	400	31/38	110



1. Deck unit

Art.no	Man. no	Description
76.500.908	66810024	Deck unit V4/V5 gypsy only (GO)
76.500.909	66810025	Deck unit V4/V5 gypsy/drum (GD)



2. Motor-gearbox

Art.no	Man. no	Description
76.501.025	68000534	Motor Gear Box V4/12V
76.500.025	68000535	Motor Gear Box V4/24V
76.501.020	66810011	Motor Gear Box V5/12V
76.501.021	66810012	Motor Gear Box V5/24V



3. Chain disc

Art.no	Man. no	Description	Size / Type
76.502.021	68000356	8mm DIN 766, 8mm ISO 4565	201
76.502.022	68000357	10mm DIN 766	202
76.502.023	68000359	13mm DIN 766, 12mm ISO 4565	204



4. Relay

Art.no	Man. no	Description	Suitable for
76.500.245	68000320	relais dual	V4 - 12V
76.500.246	68000321	relais dual	V4 - 24V
76.500.212	18000200	relais dual boxed	V4 - 12V
76.400.805	18000237	relais dual boxed	V4 - 24V
76.500.034	68000318	relais dual	V5 - 12V
76.500.035	68000319	relais dual	V5 - 24V
76.400.800	68000129	relais dual boxed	V5 - 12V
76.500.242	68000130	relais dual boxed	V5 - 24V



5. Fuse

Art.no	Man. no	Description	Suitable for
76.500.150	68000351	Circuit breaker 150A	V4/V5 - 12V
76.490.050	68000350	Automatic fuse 110A	V4/V5 - 24V

VX CAPSTAN



VX Capstan offers the same design features as the VX1L windlass, but in a capstan. The VX Capstan model is fitted with an in-line motor and epicyclical gearbox which combines with a small, compact and efficient motor.


The VX Capstan is a great addition to our capstan range, without compromising performance and freeing up space below decks.

Features:

- IP67 rated motor housing as standard.
- Manual clutch release
- Drum only
- Stylish stainless steel AISI316 and composite construction

Included: Deckunit, motor/gearbox en solenoid.

Switches see page 55.



Art.no	Man. no	Lewmar type	Volt	Max. motor power W	Max. pull daN	Max. line speed m/min.	Weight kg	Circuit breaker A
76.500.297	69100069	VX Capstan	12	800W	700kg	21	7	70

C3 CAPSTAN



The Lewmar C3 Capstan makes you control your line perfectly, by simply pushing a button.

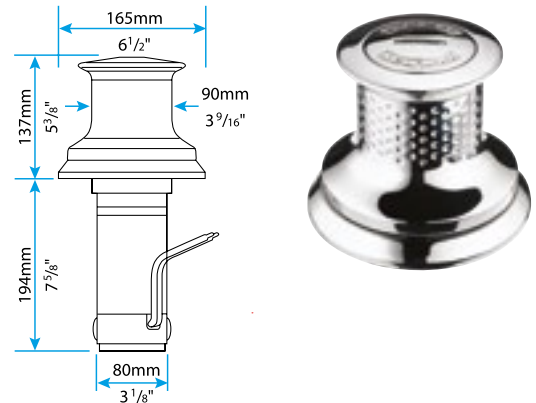
The special WARP technology gives optimal grip without damaging the line.

The drum is manufactured from high polished stainless steel.

The Capstan is quick and easy to install.

Set consists of deck unit and engine/gearbox.

Switches see page 55.



Art.no	Man. no	Lewmar type	Power option V	Max. motor power W	Max. pull daN	Max. line speed m/min.	Working load daN	Weight kg	Circuit breaker A
76.500.301	6630331312	C3	12	1000	750	12	188	12	70
76.500.302	6630332312	C3	24	1000	850	12	213	12	50

Necessary accessories for 12V implementation

Deck switch to choice, see page 55.

Art.no	Man. no	Description
76.400.806	18000301	Control Box Single 12V
76.410.042	68000933	Contacteur Single 12V
76.410.201	68000240	Circuitbreaker 70A

Necessary accessories for 24V implementation

Deck switch to choice, see page 55.

Art.no	Man. no	Description
76.400.807	18000302	Control Box Single 24V
76.410.043	68000934	Contacteur Single 24V
76.490.051	68000348	Circuitbreaker 50A

2 WINDLASS ACCESSORIES

RELAIS

LEWMAR

See the table below which relays are suitable for which windlass.



Art.-Nr.	Man. No.	Description	Pro Sport	Pro Serie Fish 700	Pro Serie Fish 1000	V700	CPX0	V1 CPX1	V2/V3 CPX2/3	Capstans C3 to C6
76.412.200	68000939	Compact Dual (PM)	o	o	o	o				
76.412.212	68000937	Compact Dual 12V (SF)					o	o	o	
76.412.224	68000938	Compact Dual 24V (SF)							o	
76.410.042	68000933	Single 12V								o
76.410.043	68000934	Single 24V								o

CHAIN STOPPER

LEWMAR

Windlasses are not designed to hold tight loads while a boat is at anchor. Lewmar has created a range of cast stainless chain stoppers made from SS AISI 316 which moderate forces while lying at anchor.



Art.-Nr.	Man. No.	Chain mm	Length mm	Width mm	Height mm
77.317.077	66840077	8	110	65	79
77.317.079	66840079	10	110	65	79

ANCHOR SAFETY STRAPS

LEWMAR

To prevent unwanted loosening when the boat is not used, anchors are recommended to be secured. This is possible connecting this strap to the eye of the anchor stem or shackle. The strap is made of stainless steel wire.



Art.no	Ø mm	SWL daN
77.317.085	3	70
77.317.090	4	140

CHAIN COUNTER AA 560

LEWMAR

AutoAnchor 560 controls the windlass from the helm station and shows, at a glance, how much anchor rode is deployed. Fits any windlass.

Features

- The automatic 'One-touch function' deploys and retrieves a preset length of anchor rode making anchoring easier and safer
- Docking alarm and pre-set stopping point help protect the boat during anchor retrieval
- Adjustable backlighting ensures clear night operation
- Choice of feet, metres or fathoms rode measurement
- Safety lock reduces unwanted windlass operation
- Effortless installation and set up
- Plug and play sensor installation
- Works with rope/chain or all-chain rode.
- Use with DC, AC and hydraulic windlasses
- Logs windlass operating hours for maintenance
- Inbuilt diagnostics for installation troubleshooting
- Install up to 2 units or combine with the AA150, AA710 or AA300 series for multiple stations on the boat
- Weather cover protects the console unit



Notes:

Kit includes:

- Console with sensor plug
- Grey sensor with 2m sensor cable and plug (Use for all-chain or rope/chain installations)
- 1 magnet (10 x 8mm)
- Console fastening kit
- Motor load sensor terminators (Use for rope/chain installations)
- Installation instructions, diagrams and operation manual for vertical windlasses

Art.no	Man. no	Description
76.413.041	66830015	Chain counter AA 560

CHAIN COUNTER AA 150

LEWMAR

The AA150 rode counter (chain counter) displays the length of rode deployed through the windlass. Fits any windlass

Features

- Docking alarm sounds when the anchor is close to docking.
- Adjustable red backlighting ensures a clear night view
- Choice of feet or metres rode measurement
- Effortless installation and set up
- Plug and play AA sensor installation
- Works with rope/chain or all-chain rode.
- Use with DC, AC and hydraulic windlasses
- Install up to 2 units or combine with the AA560, AA710 or AA300 series for multiple stations on the boat
- Standard 60mm (2.36") marine instrument console



Kit includes:

- Console with sensor plug
- Grey sensor with 2m sensor cable and plug (Use for all-chain or rope/chain installations)
- 1 magnet (10 x 8mm)
- Console fastening kit
- Motor load sensor terminators (Use for rope/chain installations)
- Installation instructions, diagrams and operation manual for vertical windlasses.

Art.no	Man. no	Description
76.413.037	66830014	Chain counter AA150

WIRELESS REMOTE CONTROL WITH CHAIN COUNTER

LEWMAR



The AA710 provides complete flexibility when controlling from the bow or the helm station. See the length of deployed anchor rode at a glance. Fits any windlass.

Features:

- Full windlass control and chain counting
- Controls bow and stern thrusters independently and together
- Preset the length of rode to deploy
- Auto-stop and docking alarm when the anchor is close to docking
- Works with rope/chain or all-chain rode
- Choice of feet, metres or fathoms rode measurement
- Logs windlass operating hours for maintenance
- Effortless installation and set up
- Plug and play sensor installation
- Console unit is shockproof, waterproof and floats.
- High level wireless transmission security includes unique ID and registration for every unit
- Safety lock prevents unwanted operation
- Ergonomic shape with lanyard connector
- Rubber over moulding for grip and non slip protection
- Console holder and protective cover
- Displays signal strength and battery level
- Use with DC, AC and Hydraulic systems
- Operates parallelly with other control equipment, e.g. toggle switches, foot switches and other electronic controllers.

Kit includes:

- Hand Held Radio Remote Control Unit (AA710)
- Base Station (AA702A) with male sensor plug
- Grey sensor with 2m sensor cable and plug (Use for all-chain or rope/chain installations)
- 1 Magnet (10 x 8mm)
- Motor load sensor terminators (Use for rope/chain installations)
- Installation instructions, diagrams and operation manual for vertical windlasses

Art.no	Man. no	Description
76.413.050	66830011	AA710

REMOTE CONTROL

LEWMAR



Features

- Electrical protection against back-emf
- Ergonomic shape with rubber over-moulding for shock protection and grip
- Operates parallelly with Lewmar products - toggle switches, foot switches or other control equipment
- Connect to DC, AC and Hydraulic systems

Firm cable connectors with:

- Moulded plug and socket rated to IP67
- Gold plated contacts on plug and socket to reduce corrosion
- Socket sealing cap

Functions

- 2 Buttons Up/Down
- Cable length: 4m spiral

Art.no	Man. no	Description
76.413.049	66830017	AA320

CHAIN COUNTER ACCESSORIES

Cables and equipment to connect the Lewmar chaincounters from the AA series.



Art.no	Man. no	Description
76.500.267	66000639	Sensor en Magnet P&P (9075)
76.413.047	66830026	T-Connector for Dual-Installation (9506)
76.413.054	66830025	AA dual inst cable 2m
76.413.055	66830032	AA sensor cable (gen change)
76.413.052	66830021	AA Sensor cable 6,5m (Male-Male)
76.413.043	66830027	AA Sensor cable 10m (Male-Male)
76.413.053	66830023	AA Sensor cable 20m (Male-Male)
76.413.045	66830028	AA Sensor cable 25m (Male-Male)

CHAIN COUNTERS SENSORS AND MAGNETS



Sensor and magnet.

- Ø 8mm
- Height 4mm

Suited for all anchor winches except Pro Series & Fish.

Art.no	Man. no
76.500.269	66000615

Sensor and magnet suited for the V4/V5 anchor winches.

Art.no	Man. no
76.500.241	66200076

CHSX DECK SWITCHES

- New, flat, modern design.
- Waterproof IP67/5
- Housing made of composite
- Composite or stainless steel lid
- Suitable for 12/24V DC anchor winches with relay or control box



Art.no	Man. no	Description	Ø mm
76.400.301	68001258	CHSX Footswitch SS open	75



Art.no	Man. no	Description	Ø mm
76.400.302	68001256	CHSX Footswitch black open	75



Art.no	Man. no	Description	Ø mm
76.400.303	68001257	CHSX Footswitch SS closed	75



Art.no	Man. no	Description	Ø mm
76.400.304	68001249	CHSX Footswitch black closed	75

DASHBOARD SWITCHES



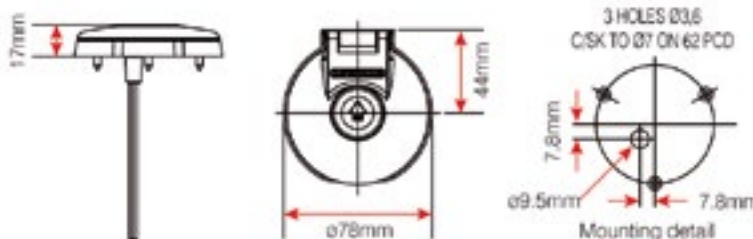
Art.no	Man. no	Description
76.400.201	68000593	Guarded rocker switch (up/down)

2 WINDLASSES

DECK SWITCHES

LEWMAR

Lewmar deckswitches for windlass in SS AISI 316, grey or white composite lids. Suitable for 12/24V DC anchor winches with relay or control box



Art.no	Man. no	Description	Ø mm
76.400.280	68000883	Footswitch Down grey	78
76.400.281	68000884	Footswitch Up grey	78
76.400.282	68000928	Footswitch black-grey	78
76.400.283	68000888	Footswitch Down stainless steel	78
76.400.284	68000889	Footswitch Up S.S.	78
76.400.285	68000929	Footswitch Blank S.S	78
76.400.286	68000930	Footswitch Blank white	78
76.400.290	68000970	Footswitch Open Grey	78
76.400.291	68000971	Footswitch Open White	78
76.300.001	45005199	deck switch adapter	82-->28

WIRED REMOTE CONTROL

LEWMAR



This stylish 2 button remote is designed to remote operate all Lewmar windlasses. The wired remote is constructed with high strength, fibre glass reinforced PP combined with a high-density rubber gasket to ensure robust durability and a secure grip whatever the conditions. These units are supplied complete with a connecting cable extendable up to 3 meters, watertight deck fitting and socket, and a support bracket for stowing.

- IP67 plug & socket included
- Wall plate included
- 3m of cable
- Waterproof to IP67 (EN60529)
- Over-moulded soft touch rubber buttons
- Can be used on both 12V and 24V systems
- Flange mount socket and sealing cap included

Art.no	Man. no	Description
76.413.058	66940002	Wired windlass remote kit

WIRELESS RF REMOTE CONTROLS

LEWMAR



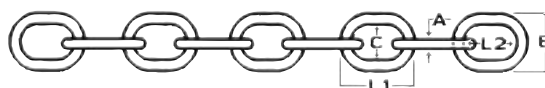
Both the 3-Button Windlass Remote Kit and the 5-Button Windlass & Thruster Kit are easily retrofitted to existing installations and include a replaceable battery. The fobs float and are waterproof to IP67 (1m deep). Using over one billion individual codes, our proprietary encryption scheme prevents false triggering from any other device or similar fob. Both kits include a receiver that supports up to eight remote key fobs (additional fobs sold separately).

Art.no	Man. no	Description
76.413.033	68001005	3-button remote
76.413.038	68000967	3 button kit for anchor windlass
76.413.039	68000968	5 button kit for anchor windlass and thruster
76.413.040	68000969	10m Antenna Kit

CHAIN - SHORT LINK GRADE 30 (G30)



- Galvanized
- Short link
- Calibrated
- DIN 766



Art.no	A mm	± mm	L2 mm	+/- mm	C mm	B mm	Breakingload in daN	Weight per m, kg	Length m
07.102.204	4	0,2	16,0	0,3 / 0,2	5,0	13,7	600	0,32	50
07.102.205	5	0,2	18,5	0,4 / 0,2	6,0	17,0	1000	0,50	50
07.102.506	6	0,2	18,5	0,4 / 0,2	7,2	20,2	1400	0,80	30
07.102.206	6	0,2	18,5	0,4 / 0,2	7,2	20,2	1400	0,80	50
07.102.306	6	0,2	18,5	0,4 / 0,2	7,2	20,2	1400	0,80	100
07.102.508	8	0,3	24,0	0,4 / 0,2	9,6	27,2	2500	1,40	30
07.102.208	8	0,3	24,0	0,4 / 0,2	9,6	27,2	2500	1,40	50
07.102.708	8	0,3	24,0	0,4 / 0,2	9,6	27,2	2500	1,40	100
07.102.510	10	0,4	28,0	0,5 / 0,3	12,0	34,0	3400	2,20	30
07.102.210	10	0,4	28,0	0,5 / 0,3	12,0	34,0	3400	2,20	50
07.102.710	10	0,4	28,0	0,5 / 0,3	12,0	34,0	3400	2,20	100
07.102.213	13	0,5	36,0	0,6 / 0,3	15,6	44,2	6400	3,80	50

PRECURSOR CHAIN DIN 766



- 5m Galvanized



Art.no	A mm	± mm	L2 mm	+/- mm	C mm	B mm	Breakingload in daN	Weight per m in kg	Length m
07.103.606	6	0,2	18,5	0,4 / 0,2	7,2	20,2	1400	0,80	5
07.103.608	8	0,3	24,0	0,4 / 0,2	9,6	27,2	2500	1,40	5
07.103.610	10	0,4	28,0	0,5 / 0,3	12,0	34,0	3400	2,20	5

CHAIN DIN 766 SS AISI 316



- Stainless Steel AISI 316
- DIN 766

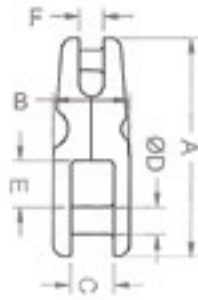


* Ø 6, 8 and 10mm: Also other lengths available to order (per 10m with a maximum of 100m).

Art.no	A mm	± mm	L2 mm	+/- mm	C mm	B mm	Breakingload in daN	Weight per m in kg	Length m
07.110.202	2	0,2	15,0	0,2 / 0,2	4,0	9,0	200	0,07	25
07.110.203	3	0,2	16,0	0,2 / 0,2	4,2	11,0	400	0,16	25
07.110.204	4	0,2	16,0	0,3 / 0,2	5,0	13,7	600	0,32	25
07.110.205	5	0,2	18,5	0,4 / 0,2	6,0	17,0	1000	0,50	10
07.110.206	6	0,2	18,5	0,4 / 0,2	7,2	20,2	1400	0,80	10
07.110.208	8	0,3	24,0	0,4 / 0,2	9,6	27,2	2500	1,40	10
07.110.306	6	0,2	18,5	0,4 / 0,2	7,2	20,2	1400	0,80	100
07.110.308	8	0,3	24,0	0,4 / 0,2	9,6	27,2	2500	1,40	100
07.110.310	10	0,4	28,0	0,5 / 0,3	12,0	34,0	3400	2,20	100

2 ANCHOR SWIVELS

CHAIN CONNECTORS SS 316

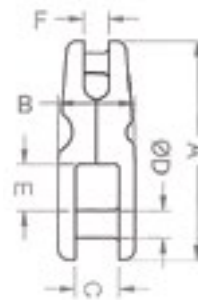


- SS AISI 316
- Swivelling

BL V = Breaking load vertical
BL H = Breaking load horizontal

Art.no	A mm	B mm	C mm	D mm	E mm	F mm	For chain DIN766 Ø mm	BL V daN	BL H daN	SWL daN
77.318.106	93	28	16	10	19	9	6 - 7 - 8	2500	850	850
77.318.108	117	37	22	13	23	13	8 - 10 - 12	5000	2000	2000
77.318.112	155	66	35	18	30	17	12 - 13 - 14	9500	3000	3000

CHAIN CONNECTORS CARBON STEEL



BL V = Breaking load vertical
BL H = Breaking load horizontal

Art.no	A mm	B mm	C mm	D mm	E mm	F mm	For chain DIN766 Ø mm	BL V daN	BL H daN	SWL daN
77.319.106	80	28	16	10	19	9	6 - 7 - 8	2500	850	850
77.319.112	144	54	31	16	26	16	12 - 13 - 14	9500	3000	3000

CHAIN CONNECTOR SS WITH SWIVEL



- High polished SS AISI316

Art.no	For chain DIN766 Ø mm	SWL daN
77.318.100	6 - 8	850
77.318.101	10	1120
77.318.102	10 - 12/13	1120

CHAIN CONNECTOR SS WITH DOUBLE SWIVEL



- High polished SS AISI 316

Art.no	For chain DIN766 Ø mm	SWL daN
77.318.104	6 - 8	850
77.318.105	10	1350

ANCHOR SWIVEL GALVANIZED

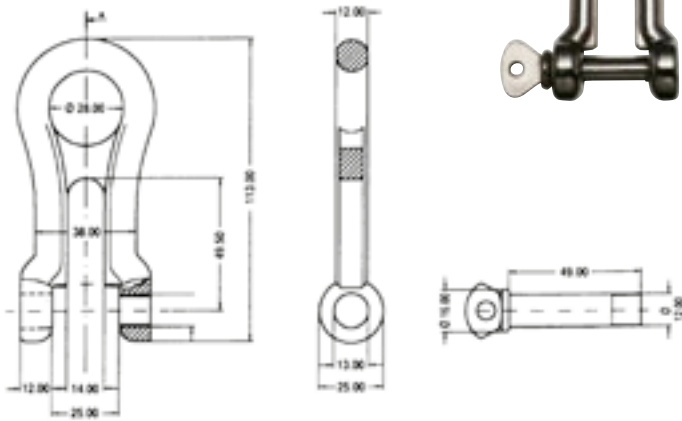


Art.no	For chain Ø mm	Length mm
77.319.115	6 - 8	90
77.319.116	10 - 12	100
77.319.117	14 - 16	120

CHAIN GRIPPERS



- SS AISI 316



Art.no	For chain DIN766 Ø mm	Breakingload in daN	SWL daN
77.320.006	5 - 8	2500	700
77.320.010	8 - 12	5000	1500

CHAIN CONNECTORS/RAPID LINKS



- SS AISI 316



Art.no	Ø mm	Inner dim. (LxW) mm	BL daN
77.318.006	6	21,0 x 11,0	950
77.318.008	8	24,0 x 11,8	1360
77.318.010	10	30,5 x 14,5	2080

BOW ROLLER PIVOTING



- SS AISI 304
- With nylon rollers
- For chain 8mm



Art.no	Description	L x W mm
77.317.200	Bow roller	333 x 92
77.317.220	Spare nylon roller, large	85 x 49
77.317.221	Spare nylon roller, small	60 x 49

BOW ROLLERS



- SS AISI 304
- With rubber roller
- For ropes up to 25mm

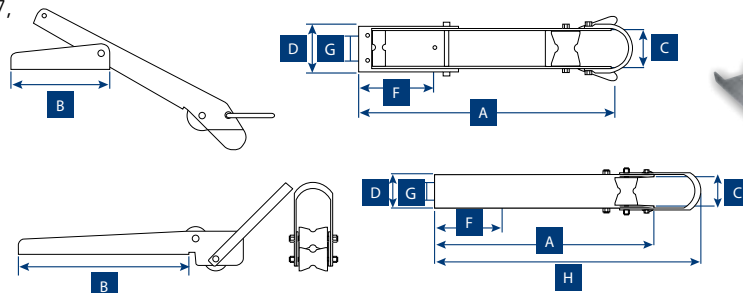


Art.no	Description	L x W mm
77.317.100	Bow roller	155 x 51
77.317.105	Bow roller	280 x 55,5
77.317.121	Spare rubber roller	86 x 49

BOW ROLLER



- Suited Delta and DTX anchor 7, 10 and 16kg
- SS AISI 304



Art.no	Man. no	Description	A mm	B mm	C mm	D mm	F mm	G mm	H mm
77.208.008	66840008	short version	495	376	67	80	153	38	602
77.208.009	66840009	long version	597	478	67	80	153	38	704

LEWMAR®



VX Series

A new generation of windlasses

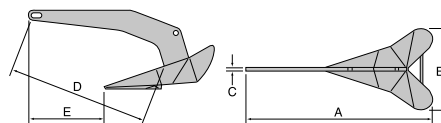
Using cutting-edge moulding techniques, Lewmar is able to offer new technologies to refine windlass design and improve noise levels. Taking the tough and elegant lines of the V series, Lewmar have strived to remove excess weight – replacing heavy materials with modern composites – while retaining strength. A new motor-gearbox package has created our most efficient and powerful windlass, optimised for top anchoring performance. This makes our VX range lighter, stronger and more efficient than any competitor on the market.



DELTA ANCHOR GALVANIZED

LEWMAR

The Delta anchor is constructed of high-grade manganese steel and stainless steel for maximum tensile strength. Its unique shank profile and ballasted tip make it self-launching.



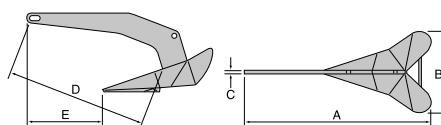
Art.no	Weight kg	± Length boat m.	Man. no	A mm	B mm	C mm	D mm	E mm
77.205.003	4	7	0057404	514	228	8	387	210
77.205.006	6	9	0057406	595	263	10	450	241
77.205.010	10	12	0057410	695	308	12	526	283
77.205.016	16	15	0057416	812	360	12	614	334
77.205.020	20	17	0057420	877	389	16	663	361
77.205.025	25	19	0057425	945	417	16	713	384
77.205.032	32	21	0057432	1026	455	16	774	417
77.205.040	40	22	0057440	1099	489	20	835	446
77.205.050	50	24	0057450	1175	520	20	890	479
77.205.063	63	27	0057463	1278	568	22	973	518

DELTA ANCHOR STAINLESS STEEL

LEWMAR

Made of premium quality Duplex stainless steel, causing a higher tensile strength is achieved and also a higher corrosion resistance compared to standard stainless steel.

"High holding power anchor" approval by Lloyd's Register.



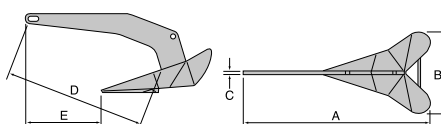
Art.no	Weight kg	± Length boat m.	Man. no	A mm	B mm	C mm	D mm	E mm
77.204.006	6	9	0057306	595	263	10	450	241
77.204.010	10	12	0057310	695	308	12	526	283
77.204.016	16	15	0057316	812	360	12	614	334
77.204.020	20	17	0057320	877	389	16	663	361
77.204.025	25	19	0057325	945	417	16	713	384

DTX® ANCHOR

LEWMAR

Made of SS AISI 316. In the point of the anchor is an encapsulated lead ballast. This creates the perfect centre of gravity, which gives the DTX® "Bite" and strength, which is so appreciated by the users of the Delta™ anchor.

"High holding power anchor" approval by Lloyd's Register.



Art.no	Weight kg	± Length boat m.	Man. no	A mm	B mm	C mm	D mm	E mm
77.207.006	6	9	0057206	593	265,0	10	450	243
77.207.010	10	12	0057210	695	310,0	13	526	282
77.207.016	16	15	0057216	812	362,0	13	614	328
77.207.020	20	17	0057220	877	392,0	16	663	357
77.207.025	25	19	0057225	945	415,0	16	713	387
77.207.032	32	21	0057232	1023	453,5	20	775	425
77.207.040	40	22	0057240	1103	489,0	20	883	437

Only deliverable on request.

Art.no	Weight kg	± Length boat m.	Man. no	A mm	B mm	C mm	D mm	E mm
77.207.050	50	24	0057250	1175	523,0	20	890	479
77.207.063	63	27	0057263	1270	567,0	25	963	508

2 ANCHORS

new EPSILON ANCHOR

LEWMAR



The Epsilon anchor with its enormous holding power builds upon the legendary Delta anchor with its proven robust design and quality. With its specially shaped fluke and ballast keel, this anchor ensures unparalleled holding power and rapid setting, while maintaining its good properties when anchoring.

- Available in both stainless steel 316 and galvanized version.
- ABS and Lloyds approved.
- Ballasted tip for fast setting
- Fully compatible with Lewmar bow rollers

Galvanised

*Available on order

Art. nr:	Man. no	Weight kg	Length boat ± in m	A mm	B mm	C mm	D mm	E mm
77.106.200	0057606	6	9	483	8	271	258	337
77.106.201	0057610	10	12	573	10	332	306	401
77.106.202	0057616	16	15	670	12	376	358	469
77.106.203	0057620	20	17	720	12	406	387	505
77.106.204	0057625	25	19	778	16	438	417	545
77.106.205	0057632*	32	21	839	16	474	452	590
77.106.206	0057640*	40	22	907	20	512	486	636
77.106.207	0057650*	50	24	974	20	550	519	680
77.106.208	0057663*	63	27	1049	22	595	562	736



Stainless steel

*Available on order

Art. nr:	Man. no	Weight kg	Length boat ± in m	A mm	B mm	C mm	D mm	E mm
77.106.209	0057506	6	9	483	8	271	258	337
77.106.210	0057510	10	12	573	10	332	306	401
77.106.211	0057516	16	15	670	12	376	358	469
77.106.212	0057520	20	17	720	12	406	387	505
77.106.213	0057525	25	19	778	16	438	417	545
77.106.214	0057532*	32	21	839	16	474	452	590
77.106.215	0057540*	40	22	907	20	512	486	636
77.106.216	0057550*	50	24	974	20	550	519	680
77.106.217	0057563*	63	27	1049	22	595	562	736

ROLLBAR EPSILON ANCHOR



• Optional rollbar

Art. nr:	Man. no	Suitable for Epsilon anchor	Epsilon anchor art. nr.
77.106.251	68001346	6kg	77.106.200
77.106.252	68001347	10kg	77.106.201
77.106.253	68001348	16kg	77.106.202
77.106.254	68001349	20kg	77.106.203
77.106.255	68001350	25kg	77.106.204



• Galvanised

Art. nr:	Man. no	Suitable for Epsilon anchor	Epsilon anchor art. nr.
77.106.261	68001317	6kg	77.106.209
77.106.262	68001333	10kg	77.106.210
77.106.263	68001332	16kg	77.106.211
77.106.264	68001320	20kg	77.106.212
77.106.265	68001321	25kg	77.106.213

LEWMAR®

A Lippert Components Company



EPSILON

The Epsilon super-high holding power anchor builds upon the legendary Delta® anchor's robustness and quality. Its concave fluke and ballast keel ensure market-leading holding power and rapid setting, while maintaining self-launching characteristics with Lewmar bow rollers and retaining the same shank geometry as the original Delta®. Time-proven materials are used throughout the range: manganese steel or 316 stainless steel for maximum strength.



ROCNA[®]
ANCHORS // ROCK SOLID

VULCAN[®]



CMP

CMP Group Ltd.

com@cmpgroup.net | cmpgroup.eu

CQR ANCHOR

LEWMAR

An original CQR® anchor does not break. The hinged shaft provides a correct setting and grip, even in the toughest conditions.

"High holding power anchor" approval by Lloyd's Register

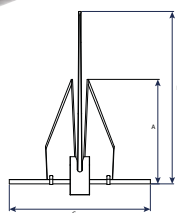


Art.no	Weight kg	± Length boat m.	Man. no	A mm	B mm	C mm	D mm	E mm
77.206.043	7	8	0056503W	626	253	82	439	287
77.206.044	9	10	0056504W	690	279	86	484	313
77.206.045	11	12	0056505W	740	299	90	522	336
77.206.046	16	14	0056506W	827	335	94	584	373
77.206.047	20	16	0056507W	901	366	100	635	405
77.206.048	27	19	0056508W	989	402	106	700	445
77.206.049	30	21	0056509W	1071	435	112	754	481

LFX ANCHOR

LEWMAR

The LFX anchor has been developed to complement the existing Lewmar range, offering style with practicality. Made from high-grade anodised aluminium, the LFX anchor demonstrates exceptional anti-corrosion performance with enhanced aesthetics. The large flukes perform superbly under high loads while being extremely lightweight, making the LFX easy to handle and use. The anchor has the additional feature of being simple to disassemble and store in a locker.



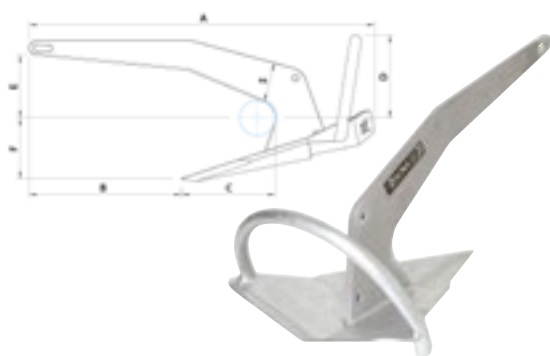
Art.no	Weight kg	± Length boat m.	Man. no	A mm	B mm	C mm
77.106.110	2,0	7	058102	594	357	471
77.106.111	3,2	9	058103	672	407	550
77.106.112	4,5	11	058105	769	457	629
77.106.113	7,0	13	058107	886	526	727
77.106.114	10,0	15	058110	993	606	796

ROCNA/VULCAN CHOICE CHART

VULCAN ROCNA
ANCHORS - BOAT HOLES

		ROCNA OR VULCAN MODEL												
		4	6	9	10	12	15	20	25	33	40	55	70	110
				Vulcan only	Rocna only	Vulcan only							Rocna only	Rocna only
Vessel Length	13 ft	≤ 2.2 T												
	16 ft	≤ 1.1 T	≤ 5.5 T											
	20 ft	≤ 0.55 T	≤ 3.85 T	≤ 7.7 T										
	23 ft	≤ 0.55 T	≤ 2.2 T	≤ 6.6 T	≤ 7.7 T	≤ 9.9 T								
	26 ft		≤ 1.1 T	≤ 5.5 T	≤ 8.0 T	≤ 8.8 T	≤ 13.2 T							
	30 ft		≤ 0.55 T	≤ 4.4 T	≤ 5.5 T	≤ 7.7 T	≤ 11 T	≤ 17.6 T						
	33 ft			≤ 3.3 T	≤ 4.4 T	≤ 6.6 T	≤ 9.4 T	≤ 15.4 T	≤ 24.3 T					
	36 ft				≤ 3.3 T	≤ 5.5 T	≤ 7.7 T	≤ 13.2 T	≤ 22.1 T					
	39 ft					≤ 4.4 T	≤ 6.0 T	≤ 11 T	≤ 19.8 T	≤ 33.1 T				
	46 ft					≤ 4.4 T	≤ 6.8 T	≤ 14.3 T	≤ 25.4 T	≤ 44.1 T				
	52 ft						≤ 9.9 T	≤ 19.8 T	≤ 35.3 T	≤ 66.1 T				
	59 ft							≤ 5.5 T	≤ 15.4 T	≤ 27.6 T	≤ 55.1 T	≤ 93.7 T		
	60 ft								≤ 11 T	≤ 19.8 T	≤ 44.1 T	≤ 82.7 T	≤ 181.9 T	
	72 ft								≤ 6.6 T	≤ 13.2 T	≤ 36.4 T	≤ 71.7 T	≤ 165.4 T	
	79 ft									≤ 7.7 T	≤ 27.6 T	≤ 60.6 T	≤ 148.8 T	
85 ft											≤ 19.8 T	≤ 49.6 T	≤ 132.3 T	
92 ft												≤ 38.0 T	≤ 115.7 T	
90 ft													Use EN*	
115 ft													Use EN*	
Anchor weight	4 kg 9 lb	6 kg 13 lb	9 kg 20 lb	10 kg 22 lb	12 kg 27 lb	15 kg 33 lb	20 kg 44 lb	25 kg 55 lb	33 kg 73 lb	40 kg 88 lb	55 kg 121 lb	70 kg 154 lb	110 kg 243 lb	
Rocna fluke area	71 in²	91 in²	-	123 in²	-	169 in²	177 in²	219 in²	263 in²	301 in²	357 in²	417 in²	516 in²	
Vulcan fluke area	65 in²	87 in²	113 in²	-	136 in²	158 in²	182 in²	225 in²	268 in²	305 in²	377 in²	-	-	
Rec. G40 chain	6mm 1/4"	6mm 1/4"	7mm 1/4"	7mm 1/4"	8mm 1/4"	8mm 5/16"	8mm 5/16"	10mm 3/8"	10mm 3/8"	11mm 7/16"	12mm 7/16"	14mm 1/2"	16mm 5/8"	

ROCNA ANCHORS



The Rocna Anchor is a true multi-purpose anchor that sets and holds in most seabeds, from soft mud to hard sand, clay, grass, and kelp. Precision setting: The roll-bar ensures that the anchor always arrives at the ideal angle for penetration, and the setting skids guide the fluke tip which acts as a sharp chisel cutting into the seabed. With a third of the anchor's weight on its fluke tip, an instant reliable set is ensured with every use. Rock solid holding power: of all anchor types, a concave fluke gives the greatest resistance, and through clever design Rocna provides the largest fluke area possible. In very soft seabeds, this provides the holding power to secure your boat. On hard or weedy sea floors, Rocna's chisel tip ensures that it cuts through and bites deep. The Rocna anchors are available in a galvanized and stainless steel version.

Galvanized

Art.no	Weight kg	Fluke area cm ²	A mm	B mm	C mm	D mm	E mm	F mm	S mm	Width mm
77.106.030	4	460	547	234	154	133	96	103	75	275
77.106.032	6	590	630	270	170	150	102	123	80	315
77.106.034	10	795	724	312	204	174	130	133	90	365
77.106.035	15	1030	830	360	235	205	145	156	100	415
77.106.036	20	1140	864	373	244	220	162	152	110	435
77.106.037	25	1415	971	420	275	233	175	184	115	485
77.106.038	33	1695	1066	485	280	254	180	206	120	532
77.106.039	40	1945	1142	520	300	278	188	224	130	570
77.106.040	55	2300	1235	560	323	306	225	226	150	620

Galvanized on demand

Art.no	Weight kg	Fluke area cm ²	A mm	B mm	C mm	D mm	E mm	F mm	S mm	Width mm
77.106.041	70	2690	1338	607	354	330	240	250	155	670
77.106.042	110	3330	1490	675	390	352	265	286	180	745
77.106.043	150	4630	1725	779	449	416	318	317	203	867
77.106.044	200	5905	1901	859	494	462	349	351	224	953
77.106.045	275	6690	2143	967	558	518	394	394	253	1049



Stainless Steel

Art.no	Weight kg	Fluke area cm ²	A mm	B mm	C mm	D mm	E mm	F mm	S mm	Width mm
77.106.050	4	460	547	234	154	133	96	103	75	275
77.106.051	6	590	630	270	170	150	102	123	80	315
77.106.052	10	795	724	312	204	174	130	133	90	365
77.106.053	15	1030	830	360	235	205	145	156	100	415
77.106.054	20	1140	864	373	244	220	162	152	110	435
77.106.055	25	1415	971	420	275	233	175	184	115	485
77.106.056	33	1695	1066	485	280	254	180	206	120	532
77.106.057	40	1945	1142	520	300	278	188	224	130	570

Stainless Steel on demand

Art.no	Weight kg	Fluke area cm ²	A mm	B mm	C mm	D mm	E mm	F mm	S mm	Width mm
77.106.058	55	2300	1235	560	323	306	225	226	150	620
77.106.059	70	2690	1338	607	354	330	240	250	155	670
77.106.060	110	3330	1490	675	390	352	265	286	180	745
77.106.061	150	4630	1725	779	449	416	318	317	203	867
77.106.062	200	5905	1901	859	494	462	349	351	224	953
77.106.063	275	6690	2143	967	558	518	394	394	253	1049

VULCAN ANCHORS



The new Vulcan anchor is Rocna's first major design development since the launch of the highly successful and acclaimed Rocna anchor itself. The Vulcan is carefully designed to offer the greatest possible compatibility across a wider range of vessel bow configurations, particularly powerboats with a bow pulpit. Breaking from the Rocna design, the Vulcan features a unique combination of shank and fluke geometry - including an innovative roll-palm™ (A) at the rear of the fluke - which self-rights the anchor on the seabed without the use of a roll-bar. This is assisted by the V-bulb™ (B) which extends fluke ballast downward to gain maximum leverage and efficiency. This development permits a larger fluke surface area than competing designs which rely on simple dead weight, while the concave fluke (C) is similar in design to the Rocna, directly equating to more holding power and security. The omission of a roll-bar along with a carefully designed shank profile (D) ensures a snug fit on the bows of a widely expanded range of vessels. Platforms, bowsprits, prods, stays, and other protrusions are easily cleared with no hassle or inconvenience. The Vulcan's shank shape (D) encourages self-launching and self-stowing upon retrieval on the majority of bow rollers, with a liquid smooth action, ensuring ease of use for all operators. In addition to the use of high tensile steel, shank strength is optimized by a unique I+V profile™ shank design (E), granting improved resistance to bending courtesy of a computer optimized I-beam geometry. This visually elegant innovation also improves setting performance, with the lower V edge (F) cutting into the seabed and minimizing resistance to a deep and secure burial.

Galvanized

Art.no	Weight kg	Fluke area cm ²	A mm	B mm	C mm	D mm	E mm	S mm	Width mm
77.106.070	4	420	472	142	145	46	119	67	258
77.106.071	6	560	541	163	167	53	136	77	296
77.106.072	9	730	619	186	191	61	156	88	339
77.106.073	12	880	681	205	210	67	172	97	373
77.106.074	15	1020	734	221	226	72	185	104	402
77.106.075	20	1240	808	243	249	79	204	115	442
77.106.076	25	1440	870	262	268	85	220	124	476
77.106.077	33	1730	955	287	294	93	241	136	522
77.106.078	40	1970	1018	306	313	100	257	145	557

Galvanized on demand

Art.no	Weight kg	Fluke area cm ²	A mm	B mm	C mm	D mm	E mm	S mm	Width mm
77.106.079	55	2430	1132	340	349	111	286	161	619



Stainless Steel

Art.no	Weight kg	Fluke area cm ²	A mm	B mm	C mm	D mm	E mm	S mm	Width mm
77.106.090	4	420	472	142	145	46	119	67	258
77.106.091	6	560	541	163	167	53	136	77	296
77.106.092	9	730	619	186	191	61	156	88	339
77.106.093	12	880	681	205	210	67	172	97	373
77.106.094	15	1020	734	221	226	72	185	104	402
77.106.095	20	1240	808	243	249	79	204	115	442
77.106.096	25	1440	870	262	268	85	220	124	476
77.106.097	33	1730	955	287	294	93	241	136	522
77.106.098	40	1970	1018	306	313	100	257	145	557

Stainless Steel on demand

Art.no	Weight kg	Fluke area cm ²	A mm	B mm	C mm	D mm	E mm	S mm	Width mm
77.106.099	55	2430	1132	340	349	111	286	161	619



FORTRESS
MARINE ANCHORS
MADE IN THE USA



**STRONGER.
FASTER.
LIGHTER.**

THE WORLD'S BEST ANCHOR

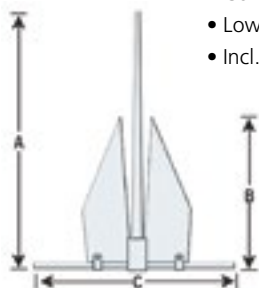
Hassle Free: Lifetime Parts Warranty



www.talamex.com

2 ANCHORS

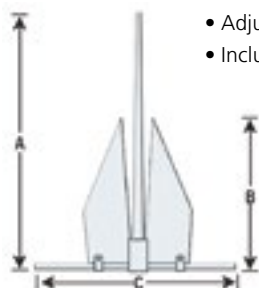
GUARDIAN ANCHOR



- Machined to precision
- Highly resilient
- Corrosion resistant aluminium-magnesium alloy
- Low-cost alternative to heavy steel anchors
- Incl. set Mudpalm for soft floors

Art.no	Weight kg	Replace	± Length boat m.	Type	A mm	B mm	C mm
77.128.105	1,1	2 - 3	4 - 5	G-5	483	279	406
77.128.107	1,8	3 - 4	5 - 7	G-7	559	330	457
77.128.111	2,7	5 - 6	7 - 8	G-11	635	381	508
77.128.116	3,2	6 - 8	8 - 10	G-16	737	432	584

ANCHOR "FORTRESS"



- Light-weight
- Carefully and extensively tested by official organisations, such as "US NAVY"
- ABS approved
- Adjustable blades. 32° and 45°
- Inclusive MUD palms set for soft bottoms

Art.no	Weight kg	Replace	± Length boat m.	Type	A mm	B mm	C mm
77.128.018	1,8	3 - 4	5 - 8	FX-7	610	356	483
77.128.027	3,2	5 - 6	8 - 10	FX-11	685	406	559
77.128.031	4,5	6 - 8	10 - 12	FX-16	787	457	635
77.128.063	6,8	9 - 13	12 - 14	FX-23	914	533	737
77.128.086	9,5	15 - 23	14 - 15	FX-37	1016	610	813
77.128.140	14,4	23 - 29	16 - 18	FX-55	1168	686	940
77.128.199	21,2	32 - 41	18 - 21	FX-85	1295	762	1041
77.128.294	31,1	45 - 77	21 - 46	FX-125	1422	838	1143

FORTRESS ANCHORBAGS

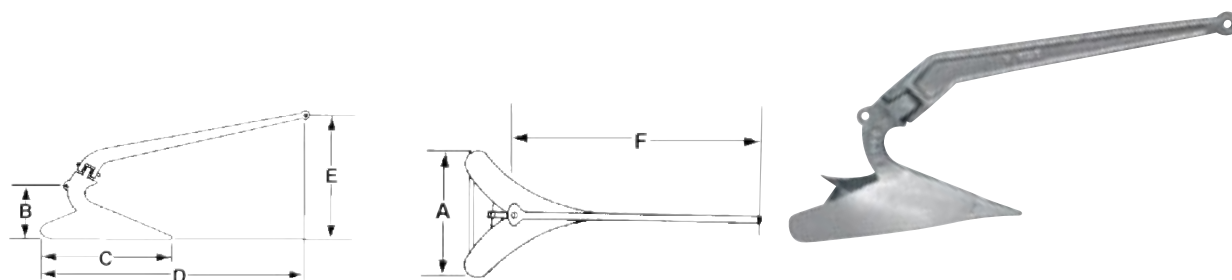


Storage bag for Fortress anchors made of strong Cordura™. Comes with spare anchor fluke, clips, nut, bolt and key. Bag offers space for the anchor including 2 meter chain.



Art.no	Description
77.128.296	Stowaway bag FX-7
77.128.297	Stowaway bag FX-11
77.128.298	Stowaway bag FX-16
77.128.299	Stowaway bag FX-23
77.128.300	Stowaway bag FX-37
77.128.301	Stowaway bag FX-55
77.128.302	Stowaway bag FX-85
77.128.303	Stowaway bag FX-125

PLOUGH ANCHOR GALVANIZED



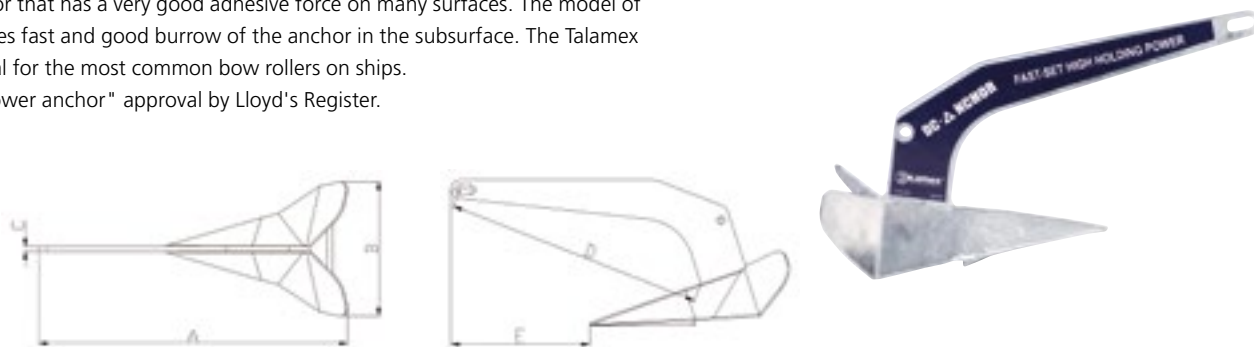
Art.no	Weight kg	± Max. Length boat m	A mm	B mm	C mm	D mm	E mm	F mm
77.136.015	7	6,5	230	130	340	660	240	470
77.136.020	9	8,0	260	140	355	710	305	530
77.136.025	12	9,0	295	150	390	770	350	585
77.136.035	15	11,0	310	160	430	900	355	690
77.136.045	22	13,0	310	190	465	960	400	755

DC ANCHOR GALVANIZED



Galvanized anchor that has a very good adhesive force on many surfaces. The model of the anchor ensures fast and good burrow of the anchor in the subsurface. The Talamex DC anchor is ideal for the most common bow rollers on ships.

"High holding power anchor" approval by Lloyd's Register.

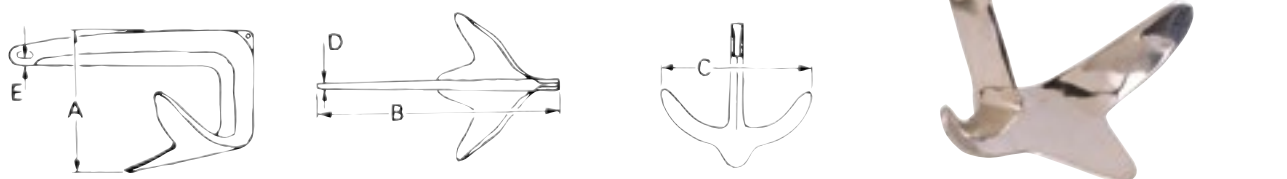


Art.no	Weight kg	± Length boat m.	A mm	B mm	C mm	D mm	E mm
77.106.001	4	7	514	230	8	387	210
77.106.002	6	9	593	265	10	450	243
77.106.003	10	12	695	310	12	526	282
77.106.004	16	15	812	362	13	614	328
77.106.005	20	17	877	392	16	663	357
77.106.006	25	19	945	425	16	713	387
77.106.008	40	22	1100	489	20	833	435
77.106.009	50	24	1175	523	20	890	480
77.106.010	63	27	1270	567	22	965	508

M-ANCHOR STAINLESS STEEL



- SS AISI 316
- One-piece casting anchor



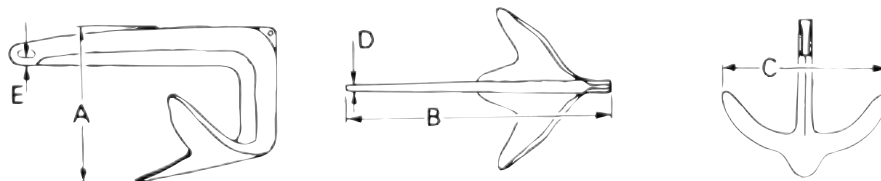
Art.no	Weight kg	A mm	B mm	C mm
77.139.005	5,0	230	453	305
77.139.007	7,5	267	481	345
77.139.010	10,0	288	540	377
77.139.015	15,0	332	625	448

2 ANCHORS

M-ANCHOR GALVANIZED



- Galvanized
- One-piece casting anchor

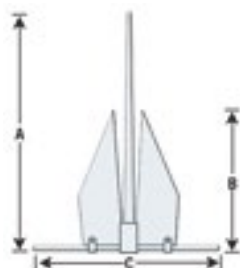


Art.no	Weight kg	A mm	B mm	C mm
77.140.005	5,0	230	453	305
77.140.007	7,5	267	481	345
77.140.010	10,0	288	540	377
77.140.015	15,0	332	625	448
77.140.020	20,0	357	661	465
77.140.030	30,0	405	782	540

ANCHOR POPULAR GALVANIZED



- Galvanized



Art.no	Weight kg	A mm	B mm	C mm
77.104.003	3	415	250	230 x 85
77.104.005	5	419	290	270 x 108
77.104.008	8	430	320	300 x 125
77.104.010	10	475	340	340 x 145
77.104.015	15	585	390	400 x 170
77.104.020	20	665	440	470 x 205

FRENCH ANCHOR



- Anchor of drawn steel and hot-dip galvanized.
- Sharp anchor-tips for fast digging
- High holding force
- Suitable for all soil conditions
- Solid welded construction



Art.no	Weight kg	Length mm	Width mm
77.105.001	2,0	406	185
77.105.002	3,5	497	219
77.105.003	6,0	547	270
77.105.004	8,0	646	312
77.105.005	10,0	732	347
77.105.006	12,0	786	347
77.105.007	14,0	788	368
77.105.008	16,0	841	368
77.105.009	20,0	910	414
77.105.010	25,0	970	451

FOLDING ANCHORS GALVANIZED



- Folding anchor
- Galvanized
- With hollow flukes and ballasted shank

Art.no	Weight kg	Length mm	Width unfolded mm	Eye dia mm
77.203.001	1,5	278	290	9
77.203.002	2,5	334	320	10
77.203.003	3,2	370	360	10
77.203.004	4,0	422	400	10
77.203.006	6,0	500	465	14
77.203.008	8,0	536	535	14



GRAPNEL ANCHOR GALVANIZED



- Galvanized

Art.no	Weight kg	Ø mm	Height mm
77.218.001	1	230	260
77.218.002	2	290	340



DROGUE SQUIDY GALVANIZED

- Drogue made of rib-stop nylon with a PVC coating.
- Reinforced opening with nylon tape.

Art.no	Ø mm	Length mm	suitable for boats up to m	Weight kg
77.251.070	600	530	6	0,18
77.251.071	800	700	8	0,46
77.251.072	1070	1100	10	0,49
77.251.073	1350	1400	12	0,72




SEA DROGUE

- Strong coated webbing
- According to I.O.R.

Art.no	Ø cm	Length cm
77.251.050	50	108
77.251.060	60	118



2 LEWMAR BOW THRUSTERS



Lewmar TT Thrusters


Great care and attention to detail goes into the design and manufacture of every Lewmar thruster. High performance, ease-of-use and reliability are our priorities. In order to achieve that, every thruster we make includes the features below.

Custom-made to Lewmar specifications, the motors are highly reliable and high performance. Replacement brushes are available.

Easy, plug-together switch connections

Lewmar cassette seal gives excellent protection and better sealing than standard lip seal. This enables Lewmar TT thrusters to be installed without the need for a top-up reservoir and its associated maintenance.

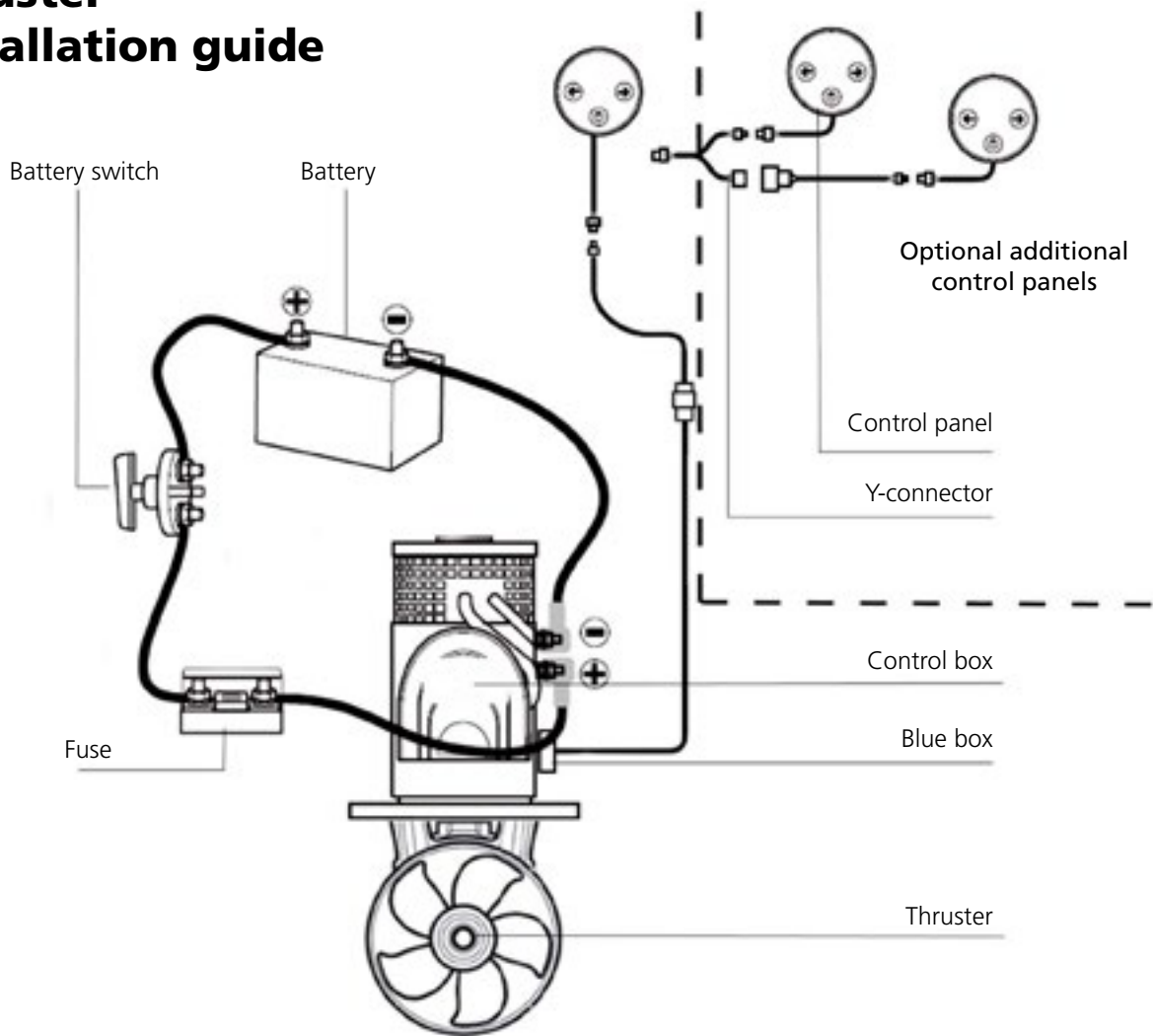
Hardened and ground spiral bevel gears for maximum efficiency and quiet power transmission



5-blade propeller produces equal thrust out of the tunnel across the full 110-185 range from a single propeller. The 250 & 300 utilise twin counter rotating props to get the best performance from larger tunnels and higher power outputs.

The Lewmar TT anode has a specially designed stainless steel sheath for optimal retention. Secured with a large nut, it is simple to replace.

Thruster Installation guide



Thruster selection guide

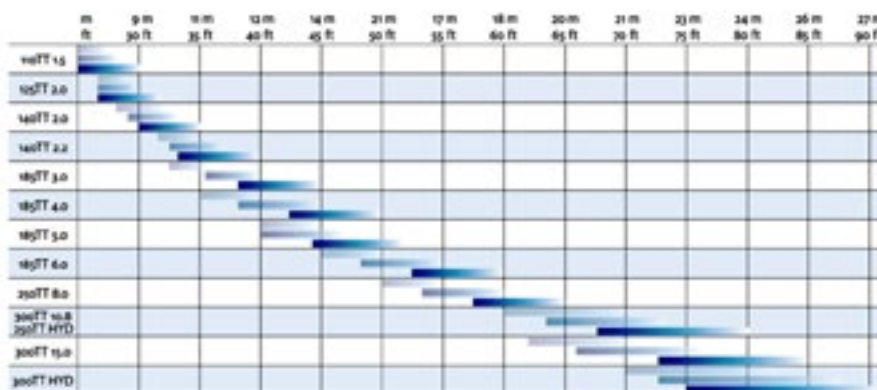
In order to choose the right thruster, it's important to determine the correct FF (force factor) of your boat. As a guide you can use the chart below.

Force Factor help

	Wind Effects (conditions)	Force Factor		
Soft	5-8m/s, 11-16 knots, Beaufort F4, 12-18mph	1	2	3
Medium	8-11m/s, 17-21 knots, Beaufort F5, 19-24mph	4	5	6
Hard	11-14m/s, 17-21 knots, Beaufort F5, 25-30mph	7	8	9

- 1 Sleek powerboat
- 2 Fast cruiser
- 3 Heavy water displacement yacht

After determining the Force Factor, locate your vessel's length and appropriate TT Thruster.





LEWMAR®

ONE BRAND, ONE SOLUTION

Design, manufacture and distribution of winches, hatches, port lights, glass & glazing, steering systems, bow thrusters, anchoring and windlass products, along with marine hardware.

LEWMAR TT BASIC BOW THRUSTERS

LEWMAR

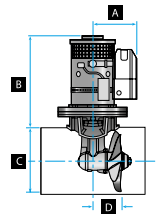
- "High performance" 5-blade propeller for maximum thrust in both directions
- Self-healing thermal protection on all engines
- Choice of touch key or joystick controls
- Plug-and-play wiring for controls
- High-quality seals which makes ran oil reservoir redundant
- Very easy to exchange anode

*IP (ignition protected) versions of the bowthrusters are available on demand



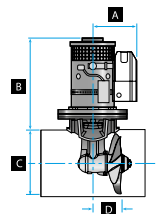
110TT

Art.no	Man. no	Lewmar type	Power option V	Power output KW/HP	Thrust kgf	A mm	B mm	C mm	D mm
85.400.110	591101	110TT1.5	12	1,5 / 2,0	28	123	208	110	64



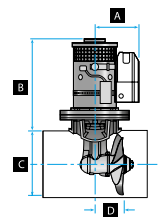
125TT

Art.no	Man. no	Lewmar type	Power option V	Power output KW/HP	Thrust kgf	A mm	B mm	C mm	D mm
85.400.115	591251	125TT2.0	12	2,0 / 2,7	35	123	209	125	71



140TT

Art.no	Man. no	Lewmar type	Power option V	Power output KW/HP	Thrust kgf	A mm	B mm	C mm	D mm
85.400.139	591482	140TT2.0	12	2,0 / 2,7	37	123	213	140	71



BOW THRUSTER CONTROL AND CABLE TT BASIC SERIES BOWTHRUSTERS

LEWMAR

Art.no	Man. no	Description
85.300.508	589094	Joystick for 110TT, 125TT and 140TT Basic models
85.400.511	589016	Control leads and connectors 7m
85.400.512	589017	Control leads and connectors 10m



2 BOW THRUSTERS

LEWMAR TT GEN2 BOWTHRUSTERS

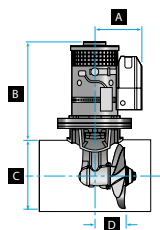


The 2nd generation of the popular Lewmar TT bow thrusters with new design, integration of the blue box and the choice of a joystick or button operation, give the user ultimate control, ease of use, power and reliability.

- Improved design and electronics
- "High performance" 5-bladed propeller for maximum thrust in both directions
- "Blue box" with indicator lamp and built-in fuse
- Self-healing thermal protection on all engines
- Choice of touch button or joystick control with multifunction LED.
- Plug and play wiring for controls
- High-quality seals, making an oil reservoir unnecessary

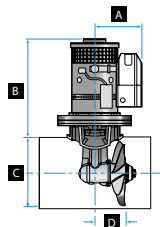
*IP (ignition protected) versions of the bow thrusters are available on demand

110TT



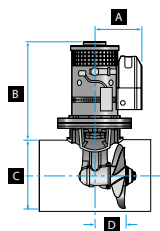
Art.no	Man. no	Lewmar type	Power option V	Power output KW/HP	Thrust kgf	A mm	B mm	C mm	D mm
85.600.030	590000	110TT1.5 GEN2	12	1,5 / 2,0	28	123	208	110	64

125TT



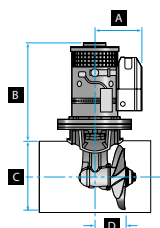
Art.no	Man. no	Lewmar type	Power option V	Power output KW/HP	Thrust kgf	A mm	B mm	C mm	D mm
85.600.043	590101	125TT2.0 GEN2	12	2,0/2,7	35	123	209	125	71

140TT



Art.no	Man. no	Lewmar type	Power option V	Power output KW/HP	Thrust kgf	A mm	B mm	C mm	D mm
85.600.032	590103	140TT2.2 GEN2	12	2,2 / 3,0	42	123	235	140	71

185TT

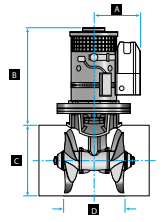


Art.no	Man. no	Lewmar type	Power option V	Power output KW/HP	Thrust kgf	A mm	B mm	C mm	D mm
85.600.033	590006	185TT3.0 GEN2	12	3,0 / 4,0	58	148	293	185	83
85.600.034	590007	185TT3.0 GEN2	24	3,0 / 4,0	58	148	293	185	83
85.600.035	590008	185TT4.0 GEN2	12	4,0 / 5,4	65	148	293	185	83
85.600.036	590009	185TT4.0 GEN2	24	4,0 / 5,4	65	148	293	185	83
85.600.037	590010	185TT5.0 GEN2	12	5,0 / 6,7	82	162	315	185	83
85.600.038	590011	185TT5.0 GEN2	24	5,0 / 6,7	82	162	315	185	83
85.600.039	590012	185TT6.0 GEN2	12	6,0 / 8,0	97	161	343	185	83
85.600.040	590013	185TT6.0 GEN2	24	6,0 / 8,0	97	161	343	185	83

250TT

LEWMAR

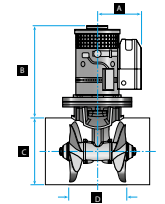
Art.no	Man. no	Lewmar type	Power option V	Power output KW/HP	Thrust kgf	A mm	B mm	C mm	D mm
85.600.041	590024	250TT8.0 GEN2	24	8,0 / 10,8	140	165	422	250	256



300TT

LEWMAR

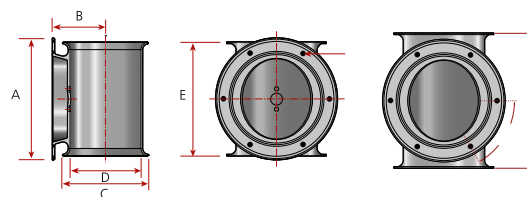
Art.no	Man. no	Lewmar type	Power option V	Power output KW/HP	Thrust kgf	A mm	B mm	C mm	D mm
85.600.042	590033	300TT10,8 GEN2	24	10,8 / 14,5	250	203	450	300	320



STERN THRUSTER TUNNELS

LEWMAR

Attention: article number only addresses the white tunnel as shown in the picture.




Art.no	Man. no	Suitable for	A mm	B mm	C mm	D mm	E mm	Bolt Ø mm	PCD
85.400.450	589110	140TT	240	105	170	140	225	6 x M8	206
85.300.501	589310	185TT	290	130	235	185	320	6 x M10	251
85.300.502	589510	250TT	350	175	310	250	380	6 x M10	312

2 BOW THRUSTERS

BOWTHRUSTER TUBES

LEWMAR



Steel

Art.no	Ø mm	Tube Thickness mm	Length mm
85.400.700	185,0	4,0	1000
85.400.701	185,0	4,0	1500
85.400.703	152,4	6,3	1500

Polyester

Art.no	Ø mm	Tube Thickness mm	Length mm
85.400.529	110	5,0	750
85.400.530	110	5,0	1000
85.400.531	125	5,0	750
85.400.532	125	5,0	1000
85.400.517	140	5,0	750
85.400.518	140	5,0	1000
85.400.519	140	5,0	1500
85.400.520	185	5,8	1000
85.400.521	185	5,8	1500
85.400.523	250	7,5	1000
85.400.524	250	7,5	1500
85.400.526	300	9,0	1500
85.400.527	300	9,0	2000

BOW THRUSTER CONTROLS

LEWMAR



These bow thruster controls are suitable for the entire GEN2 bow thruster series and for the GEN1 bow thrusters with black box, in combination with the use of a blue box converter.

- Ergonomic design
- Sealed panel against dust and moisture
- Multifunctional LED display with display of bow thruster status, low voltage, engine temperature, warnings and error indications.
- Similar mounting hole as the old thruster joystick
- Removable cover

Art.no	Man. no	Ref.	Description
85.400.705	589223	1	Single controller, 12/24V
85.400.706	589222	2	Dual controller, 12/24V
85.600.078	589268	3	Joystick single, 12/24V
85.600.079	589267	4	Joystick dual, 12/24V

CONNECTION CABLE BOWTHRUSTER GEN2

LEWMAR



Art.no	Man. no	Description
85.600.072	589800	Y-connector for dual control
85.600.073	589801	Connection cable 2m
85.600.074	589802	Connection cable 7m
85.600.075	589803	Connection cable 10m
85.600.076	589804	Connection cable 18m
85.600.077	589805	Connection cable 22m

BLUEBOX CONVERTER

LEWMAR



The blue box controller converter makes it possible to operate existing GEN 1 bow thrusters with a black box, with the new GEN2 controls with existing cables. The blue box converter must be installed next to the joystick, or controller. This blue box converter cannot be used with the basic models 140TT 2.0, 125TT 2.0 and 110TT 1.5.

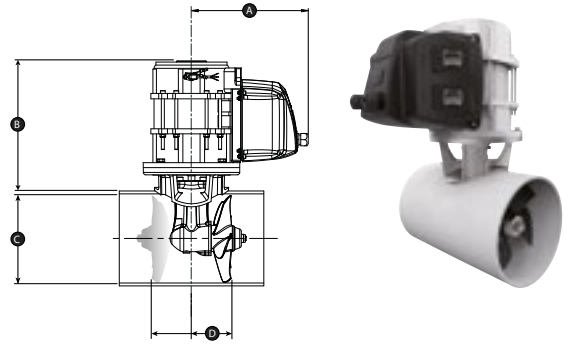
Art.no	Man. no	Description
85.600.084	589842	Blue Box Converter

PROPORTIONAL BOW THRUSTER

LEWMAR

Lewmar's proportional bow thrusters give the user maximum ease of use and precision in manoeuvring a ship. The brushless induction motors ensure minimal power consumption and allows unlimited running of the motor. The brushless motors are virtually maintenance free, quiet and are very suitable for heavy use in water sports applications.

- Extreme precision when manoeuvring.
- Unlimited running time, battery capacity is leading.
- Virtually maintenance free
- Easy retrofitting, proportional thrusters are backwards compatible to replace existing installation



Art.no	Man. no	Type	Volt	Power output KW/HP	Thrust kgf	Amp.	A mm	B mm	C mm	D mm
85.700.010	59093001	185TT	24	3,0	45	150	255	310	185	85
85.700.011	59093003	185TT	24	4,0	60	180	255	310	185	85
85.700.012	59093005	185TT	24	5,0	67	215	278	292	185	85
85.700.013	59093007	185TT	24	6,0	76	240	278	292	185	85
85.700.014	59094001	250TT	24	8,0	119	360	313	370	250	238

PROPORTIONAL BOW THRUSTER RETRO KIT

LEWMAR

Retrofitting the Lewmar proportional series is also very easy. The proportional thrusters are backwards compatible to replace existing Lewmar bow thrusters installations. The sets can be ordered on demand.

Art.no	Man. no	Type	Volt	Power output KW/HP	Thrust kgf	Amp.	A mm	B mm
85.700.020	59093021	185TT	24	3,0	45	150	255	310
85.700.021	59093023	185TT	24	4,0	60	180	255	310
85.700.022	59093025	185TT	24	5,0	67	215	278	292
85.700.023	59093027	185TT	24	6,0	76	240	278	292
85.700.024	59094003	250TT	24	8,0	119	360	313	370



2 BOW THRUSTERS

CONTROL PROPORTIONAL BOW THRUSTER

LEWMAR



This control is suitable for the entire range of Lewmar proportional bow thrusters. These control panels are designed to give the user ultimate precision when manoeuvring the boat through power dosing. Control panels available in single and dual control. Made of high-quality aluminium, or composite material.

Art.no	Man. no	Type
85.700.030	58090000	single controller composit



Art.no	Man. no	Type
85.700.031	58090001	single controller alloy



Art.no	Man. no	Type
85.700.032	58090002	dual controller composit



Art.no	Man. no	Type
85.700.033	58090003	dual controller alloy

CONNECTION CABLE PROPORTIONAL BOWTHRUSTER

LEWMAR



Art.no	Man. no	Type
85.700.040	58090009	control panel loom 2m
85.700.041	58090010	control panel loom 7m
85.700.042	58090011	control panel loom 10m
85.700.043	58090012	control panel loom 18m
85.700.044	58090013	control panel loom 22m

FUSES

LEWMAR



Art.no	Man. no	Description
85.400.505	589006	Fuse holder
85.400.498	589013	T2 Fuseholder
85.400.499	589012	Fuse 200A
85.400.506	589007	Fuse 130A
85.400.507	589008	Fuse 250A
85.400.508	589009	Fuse 325A
85.400.509	589010	Fuse 400A
85.400.510	589011	Fuse 500A

BOW THRUSTER ANODES



Art.no	Man. no	Description
85.400.500	589150	Anode for 140mm Bow Thruster
85.400.501	589350	Anode for 185mm Bow Thruster
85.400.502	589550	Anode for 250/300mm Bow Thruster

BOW THRUSTER PROPELLORS AND ACCESSORIES



Art.no	Man. no	Description
85.400.539	589451	Propellor 110TT
85.400.540	589151	Propellor 140TT
85.400.541	589351	Propellor 185TT
85.300.504	559107	Shear Pin 110TT
85.300.506	559018	Shear Pin 140TT
85.300.505	559017	Shear Pin 185TT
85.400.557	589453	Propellor fixing kit for 110mm Bow Thruster

BOW THRUSTER BRUSHKITS



Every kit contains 4 brushes



Art.no	Man. no	Description
85.400.551	589080	3,0kW Brushkit (4) 12/24V
85.400.552	589081	5,0-6,0kW Brushkit 12V
85.400.553	589087	2,0-2,2kW Brushkit 12V

BOW THRUSTER RELAIS



Art.no	Man. no	Description
85.400.650	B11126	Relais 12V 140/185TT 2,2/3kW
85.400.651	B11128	Relais 12V 185TT 4/5kW
85.400.652	B12526	Relais 12V 140TT 2,0kW

BLACK - BLUE BOX SYSTEMS



Art.no	Man. no	Description
85.400.550	559003	Black Box TT-Model
85.600.070	589274	Blue Box ICU TT
85.600.071	589296	Blue Box ICU RT

BOW THRUSTER BRACKETS



Needed if the engine is tilted more than 30 degrees compared to vertical.



Art.no	Man. no	Description
85.400.545	589096	Motor support bracket 140TT
85.400.546	589064	Motor support bracket 185TT
85.400.547	589066	Motor support bracket 250TT
85.400.548	589065	Motor support bracket 300TT



Fenders, Floats & Buoys

Top quality made in Holland



STAR FENDER



- Star Fender
- Easy to inflate by ball-valve
- Strong eyes
- Packed per piece in plastic for clean transport and storage



Model	Star 0	Star 15	Star 25	Star 35	Star 45	Star 55
Ø cm	10,0	12,0	15,0	21,0	24,0	30,0
Length cm	40,0	45,0	58,0	62,0	70,0	90,0
Weight kg	0,4	0,7	1,1	1,8	2,4	4,0

Colour	Art.no	Art.no	Art.no	Art.no	Art.no	Art.no
white	79.115.013	79.115.015	79.115.025	79.115.035	79.115.045	79.115.055
blue	79.115.113	79.115.115	79.115.125	79.115.135	79.115.145	79.115.155
anthracite	79.115.213	79.115.215	79.115.225	79.115.235	79.115.245	79.115.255
navy	79.115.314	79.115.315	79.115.325	79.115.335	79.115.345	79.115.355
black	79.115.613	79.115.615	79.115.625	79.115.635	79.115.645	79.115.655
silver	79.115.713	79.115.715	79.115.725	79.115.735	79.115.745	79.115.755
white with blue head	79.114.999	79.115.001	79.115.002	79.115.003	79.115.004	79.115.005

HEAVY DUTY FENDER



- Heavy duty fenders with black head
- Head of the fender is massive to hold higher loads
- Packed per piece in plastic for clean transport and storage
- Easy inflatable by ball valve

Model	HD 1	HD 2	HD 3	HD 4
Ø cm	13,0	15,0	20,0	25,0
Length cm	54,0	65,0	75,0	85,0
Weight kg	1,0	1,3	2,2	3,0

Colour	Art.no	Art.no	Art.no	Art.no
white	79.114.010	79.114.020	79.114.030	79.114.040
blue	79.114.110	79.114.120	79.114.130	79.114.140
navy	79.114.310	79.114.320	79.114.330	79.114.340
black	79.114.610	79.114.620	79.114.630	79.114.640
silver	79.114.710	79.114.720	79.114.730	79.114.740
anthracite	79.114.810	79.114.820	79.114.830	79.114.840



MEGA FENDER



- Mega fender
- With black top
- Packed per piece in plastic for clean transport and storage
- Easy inflatable by ball valve

Art.no	Type	Colour	Ø cm	Length cm	Weight kg
79.115.065	Mega 110	white	35	110	4,5
79.115.075	Mega 140	white	45	140	7,2
79.115.165	Mega 110	blue	35	110	4,5
79.115.175	Mega 140	blue	45	140	7,2
79.115.665	Mega 110	black	35	110	4,5
79.115.675	Mega 140	black	45	140	7,2



2 FENDERS

DROP FENDER



- Packed per piece in plastic for clean transport and storage
- Easy inflatable by ball valve

Model	Drop 1	Drop 2	Drop 3	Drop 4	Drop 5
Ø cm	12,0	15,0	21,0	24,0	30,0
Length cm	45,0	58,0	62,0	70,0	90,0
Weight kg	0,7	1,1	1,8	2,4	4,0
Colour	Art.no	Art.no	Art.no	Art.no	Art.no
white	79.117.105	79.117.125	79.117.135	79.117.145	79.117.155
blue	79.117.215	79.117.225	79.117.235	79.117.245	79.117.255
navy	79.117.315	79.117.325	79.117.335	79.117.345	79.117.355
black	79.117.415	79.117.425	79.117.435	79.117.445	79.117.455
silver	79.117.515	79.117.525	79.117.535	79.117.545	79.117.555
anthracite	79.117.815	79.117.825	79.117.835	79.117.845	79.117.855

CYLINDER FENDER



- With black top
- Packed per piece in plastic for clean transport and storage
- Easy inflatable by ball valve

Art.no	Type	Colour	Ø cm	Length cm	Weight kg
79.117.011	ZK 1	blue	10	42	0,4
79.117.012	ZK 2	blue	12	55	0,9
79.117.013	ZK 3	blue	16	60	1,2
79.117.014	ZK 4	blue	22	65	2,0
79.117.015	ZK 5	blue	25	80	3,0
79.117.016	ZK 6	blue	30	90	4,0
79.117.111	ZK 1	white	10	42	0,4
79.117.112	ZK 2	white	12	55	0,9
79.117.113	ZK 3	white	16	60	1,2
79.117.114	ZK 4	white	22	65	2,0
79.117.115	ZK 5	white	25	80	3,0
79.117.116	ZK 6	white	30	90	4,0

FENDER ANGLE



Ideal fender for open boats; the angle ensures that the fender stays well between deck and quay and does not sink in.

Art.no	Type	Colour	Ø cm	Length cm	Weight kg
79.316.501	1	white	15	32	0,75
79.316.510	1	black	15	32	0,75
79.316.520	1	anthracite	15	32	0,75
79.316.530	1	silver	15	32	0,75
79.316.540	1	navy	15	32	0,75
79.316.550	1	blue	15	32	0,75

SLIM FENDER




Art.no	Colour	Ø cm	L cm	Weight kg
79.116.991	white	5	43	0,46
79.116.992	black	5	43	0,46
79.116.993	navy	5	43	0,46

MULTI FENDER STRIP



Unique flexible fender which can be used for multi purposes:

- bow fender
- pole fender
- dock fender
- boat fender




Art.no	Colour	L x H x D cm	Weight kg
79.411.030	white	60 x 7 x 6	1,0
79.411.031	navy	60 x 7 x 6	1,0
79.411.032	black	60 x 7 x 6	1,0

MULTIFENDER



Usable as:

- bowfender
- mooring fender
- pole fender



Art.no	Colour	L x H x D cm	Weight kg
79.411.025	white	60 x 30 x 8	3,0
79.411.026	navy	60 x 30 x 8	3,0
79.411.027	black	60 x 30 x 8	3,0
79.411.028	grey	60 x 30 x 8	3,0

CONNECT FENDER



A fender with unique properties! The shape of the fender enables two or more fenders to be interlocked, to form one long protection along the side of the vessel without any gaps. The fender has a set of holes in each end of the fender enabling the fender-rope to be attached firmly without the need for a rope-split or knot.

Art.no	Colour	W x L cm	Weight kg
79.318.110	white	15 x 100	2,5
79.318.120	blue	15 x 100	2,5
79.318.130	navy	15 x 100	2,5
79.318.140	black	15 x 100	2,5

DUMPY FENDER



- Practical and compact fender
- Packed per piece in plastic for clean transport and storage
- Easy inflatable by ball valvet



Art.no	Type	Colour	Ø cm	Length cm	Weight kg
79.113.015	Nr. 1	white	15	30	0,7
79.113.025	Nr. 2	white	18	36	0,9
79.113.115	Nr. 1	blue	15	30	0,7
79.113.125	Nr. 2	blue	18	36	0,9
79.113.215	Nr. 1	black	15	30	0,7
79.113.225	Nr. 2	black	18	36	0,9
79.113.315	Nr. 1	navy	15	30	0,7
79.113.325	Nr. 2	navy	18	36	0,9

PICK-UP FENDER



Art.no	Colour	W x L cm	Weight kg
79.316.050	orange	15 x 35	0,7
79.316.051	orange	18 x 40	0,9

RING FENDER



- To be used for anchor pipe, or marking anchor line position

Art.no	Colour	Ø cm	Weight kg
79.125.001	white	10 x 33	0,9
79.125.011	blue	10 x 33	0,9
79.125.021	black	10 x 33	0,9
79.125.031	navy	10 x 33	0,9
79.125.041	antracite	10 x 33	0,9

2 FENDERS

BOW FENDER V-SHAPE



Bow fender specially designed for extra protection at the bow of modern steep bow yachts.

Art.no	Colour	W x L cm	Weight kg
79.316.410	white	14 x 60	1,8
79.316.420	blue	14 x 60	1,8
79.316.430	navy	14 x 60	1,8
79.316.440	black	14 x 60	1,8
79.316.450	grey	14 x 60	1,8
79.316.460	anthracite	14 x 60	1,8

BOW FENDER



Art.no	Colour	W x L cm	Weight kg
79.316.030	white	33 x 34	0,9
79.316.040	white	52 x 51	1,8
79.316.130	blue	33 x 34	0,9
79.316.041	blue	52 x 51	1,8
79.316.230	navy	33 x 34	0,9
79.316.042	navy	52 x 51	1,8
79.316.330	black	33 x 34	0,9
79.316.043	black	52 x 51	1,8
79.316.335	anthracite	33 x 34	0,9
79.316.044	anthracite	52 x 51	1,8

BOW ROPE FENDER



• With connection chain



Art.no	Colour	Size	Length cm
79.311.040	manilla	small	40
79.311.070	manilla	large	70

STAIR FENDER



• Usable as fender and stair.
• Available in 4 lengths and 2 colours: white and blue.

Art.no	Type	Colour	W x D x H cm	Weight kg
79.152.995	1 Stair	white	25 x 12 x 36	2,0
79.152.996	1 Stair	blue	25 x 12 x 36	2,0
79.153.000	2 Stairs	white	25 x 12 x 55	3,0
79.153.001	2 Stairs	blue	25 x 12 x 55	3,0
79.153.002	3 Stairs	white	25 x 12 x 75	4,0
79.153.003	3 Stairs	blue	25 x 12 x 75	4,0
79.153.004	4 Stairs	white	25 x 12 x 95	5,0
79.153.005	4 Stairs	blue	25 x 12 x 95	5,0

MARKER BUOYS WITH BLACK TOP



Art.no	Colour	Ø cm	Height cm	Weight kg	Buoyancy in l
79.118.030	white	35	48	1,5	21
79.118.040	white	45	62	2,8	45
79.118.050	white	55	73	3,8	83
79.118.060	white	65	88	5,4	139
79.118.130	blue	35	48	1,5	21
79.118.140	blue	45	62	2,8	45
79.118.150	blue	55	73	3,8	83
79.118.160	blue	65	88	5,4	139
79.118.730	navy	35	48	1,5	21
79.118.740	navy	45	62	2,8	45
79.118.750	navy	55	73	3,8	83
79.118.760	navy	65	88	5,4	139
79.118.630	black	35	48	1,5	21
79.118.640	black	45	62	2,8	45
79.118.650	black	55	73	3,8	83
79.118.660	black	65	88	5,4	139
79.118.201	orange	35	48	1,5	21
79.118.202	orange	45	62	2,8	45
79.118.203	orange	55	73	3,8	83
79.118.204	orange	65	88	5,4	139
79.118.301	anthracite	35	48	1,5	21
79.118.302	anthracite	45	62	2,8	45
79.118.303	anthracite	55	73	3,8	83
79.118.304	anthracite	65	88	5,4	139

HEAVY DUTY MARKER BUOYS



Extra strong heavy duty marker buoys fitted with ball valve. Head of the fender is solid and also have stainless steel ring inside for extra high load.



Art.no	Colour	Ø cm	Height cm	Weight kg	Buoyancy in l
79.119.030	white	35	48	1,5	21
79.119.040	white	45	62	2,8	45
79.119.050	white	55	73	3,8	83
79.119.060	white	65	88	5,4	139
79.119.080	white	85	105	7,5	314
79.119.130	blue	35	48	1,5	21
79.119.140	blue	45	62	2,8	45
79.119.150	blue	55	73	3,8	83
79.119.160	blue	65	88	5,4	139
79.119.180	blue	85	105	7,5	314
79.119.230	orange	35	48	1,5	21
79.119.240	orange	45	62	2,8	45
79.119.250	orange	55	73	3,8	83
79.119.260	orange	65	88	5,4	139
79.119.280	orange	85	105	7,5	314
79.119.630	black	35	48	1,5	21
79.119.640	black	45	62	2,8	45
79.119.650	black	55	73	3,8	83
79.119.660	black	65	88	5,4	139
79.119.680	black	85	105	7,5	314
79.119.730	navy	35	48	1,5	21
79.119.740	navy	45	62	2,8	45
79.119.750	navy	55	73	3,8	83
79.119.760	navy	65	88	5,4	139
79.119.780	navy	85	105	7,5	314


ROPE FENDER



Art.no	Colour	Ø cm
79.301.000	manilla	35

FLAT FENDER

- Strong PU foam fender (closed cell, so no water absorption)
- Also to be used as a cushion



Art.no	Colour	Type	L x W x H mm
79.509.001	blue/white	Nr. 1	412 x 212 x 46
79.509.002	blue/white	Nr. 2	553 x 286 x 73
79.509.003	blue/white	Nr. 3	835 x 286 x 73

MARKER/ANCHOR BUOY



- PVC



Art.no	Colour	Ø cm	Height cm	Weight kg	Buoyancy in l
79.142.215	yellow	15	21	0,25	2
79.142.221	yellow	21	28	0,50	4
79.142.226	yellow	26	36	0,75	8

2 FENDERS

MOORING BUOY



- Zinc-plated rod
- Inflatable


short

Art.no	Colour	Ø cm	Height cm	Weight kg	Buoyancy in l
79.400.100	orange	30	60	3,0	11
79.400.101	orange	40	80	4,5	29
79.400.103	orange	50	90	5,5	60
79.400.105	orange	60	100	7,0	106

long

Art.no	Colour	Ø cm	Height cm	Weight kg	Buoyancy in l
79.400.102	orange	40	115	5,0	28
79.400.104	orange	50	140	6,5	59
79.400.106	orange	60	165	8,0	105

MOORING BUOY PE FILLED



- Zinc-plated rod
- PE filled

short

Art.no	Colour	Ø cm	Height cm	Weight kg	Buoyancy in l
79.400.200	orange	30	60	3,2	11
79.400.201	orange	40	80	5,0	29
79.400.203	orange	50	90	7,5	58

long

Art.no	Colour	Ø cm	Height cm	Weight kg	Buoyancy in l
79.400.202	orange	40	115	5,5	28
79.400.204	orange	50	140	8,0	57

ANCHOR/MARKER BUOY



- PVC

Art.no	Colour	Eye	Ø cm	Height cm	Weight kg	Buoyancy in l
79.142.235	yellow	1	35	40	0,9	22
79.151.000	yellow	2	35	46	0,9	22

FLOAT MARKER BUOYS



- PU foam-filled floaters

Art.no	Colour	Ø cm	Height cm	Hole Ø cm	Weight kg	Buoyancy in l
79.321.000	yellow	20	20	3,2	0,8	4,2
79.321.001	orange	20	20	3,2	0,8	4,2

DOCKFENDERS



- Inflatable dockfender, UV resistable PVC
- 6 screwholes.

Art.no	Colour	W x H x D cm	Weight kg
79.411.012	white	110 x 24 x 24	6,0
79.411.112	navy	110 x 24 x 24	6,0
79.411.212	black	110 x 24 x 24	6,0

DOCKFENDERS BOW



- For corners and roundings
- Bendable till 90°
- Inflatable, UV resistable PVC
- 3-screw attachment



Art.no	Colour	W x H x D cm	Weight kg
79.411.011	white	100 x 19 x 19	3,6
79.411.111	navy	100 x 19 x 19	3,6
79.411.211	black	100 x 19 x 19	3,6

PONTON FENDERS



- Especially for swimming and docking platforms, inflatable
- 8-screw attachment



Art.no	Colour	W x H x D cm	Weight kg
79.411.004	white	50 x 12 x 7	1,4
79.411.005	white	100 x 12 x 7	1,8
79.411.104	navy	50 x 12 x 7	1,4
79.411.105	navy	100 x 12 x 7	1,8
79.411.204	black	50 x 12 x 7	1,4
79.411.015	black	100 x 12 x 7	1,8

DOCKFENDER FLEXI



- Special fender for swimming and jetties, inflatable
- Fender is on 2 positions foldable, so suitable for corners
- 8-screw attachment



Art.no	Colour	W x H x D cm	Weight kg
79.411.006	white	100 x 12 x 7	1,8

FLATFENDER



This PVC flatfender is very suitable als dock fender, when - for example - mounting a fender by screws at a quay is not permitted.



Art.no	Colour	W x H x D cm	Weight kg
79.116.881	white	45 x 12 x 6	1,2
79.116.882	black	45 x 12 x 6	1,2
79.116.883	navy	45 x 12 x 6	1,2

DOCK FENDER



- PVC



Art.no	Type	Colour	W x H x D cm	Weight kg
79.411.100	straight	white	50 x 10 x 7	0,7
79.410.000	straight	blue	50 x 10 x 7	0,7
79.410.001	straight	black	50 x 10 x 7	0,7
79.410.700	straight	navy	50 x 10 x 7	0,7



Art.no	Type	Colour	W x H x D cm	Weight kg
79.411.007	mini	white	25 x 10 x 7	0,3
79.411.008	mini	blue	25 x 10 x 7	0,3
79.411.009	mini	black	25 x 10 x 7	0,3



Art.no	Type	Colour	W x H x D cm	Weight kg
79.411.101	90°	white	25+25 x 10 x 7	0,7
79.411.000	90°	blue	25+25 x 10 x 7	0,7
79.411.001	90°	black	25+25 x 10 x 7	0,7
79.411.700	90°	navy	25+25 x 10 x 7	0,7

DOCK FENDERING STRIP

- PE foam (closed cell)
- Attachment by screws




Art.no	Colour	L x W x H cm
79.509.031	anthracite	67,5 x 14 x 5
79.509.032	anthracite	135,0 x 14 x 5

2 FENDERS

DOCK PROFILES

DOCK EDGE 

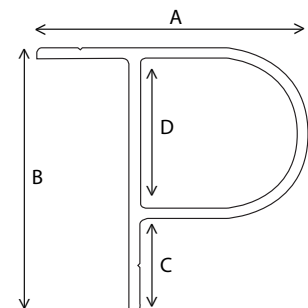
Dock profiles made of marine grade flexible PVC. Assembling and connecting the fenders with the accessories creates an air trapped aircushion just like a regular fender. The docking profiles are UV resistant and are unaffected by oil, gas or salt water.



Art.no	Description	A mm	B mm	C mm	D mm	Colour
79.412.001	P-Profile 2,4m	101	95	33	63	white
79.412.002	P-Connector (2pcs)					white
79.412.003	P-Corner (2pcs)					white
79.412.004	P-Endpiece (2pcs)					white
79.412.005	P-Premium Angle					white



Art.no	Description	A mm	B mm	C mm	D mm	Colour
79.412.006	P-Profile 2,4m	101	95	33	63	navy
79.412.007	P-Connector (2pcs)					navy
79.412.008	P-Corner (2pcs)					navy
79.412.009	P-Endpiece (2pcs)					navy
79.412.010	P-Premium Angle					navy



Art.no	Description	A mm	B mm	C mm	D mm	Colour
79.412.011	P-Profile 2,4m	101	95	33	63	black
79.412.012	P-Endpiece (2pcs)					black
79.412.013	P-Corner (2pcs)					black

For the connection of the black P-Profiles, please use article nr. **79.412.002** or **79.412.007**.



Art.no	Description	A mm	B mm	Colour
79.412.020	double D-Profil 2,4m	38	127	white
79.412.021	double D-Connector (2pcs)			white
79.412.022	double D-Corner (2pcs)			white
79.412.023	double D-Endpiece (2pcs)			white



Art.no	Description	A mm	B mm	Colour
79.412.024	double D-Profile 2,4m	38	127	navy
79.412.025	double D-Connector (2pcs)			navy
79.412.026	double D-Corner			navy
79.412.027	double D-Endpiece (2pcs)			navy

MOUNTING MATERIAL DOCK PROFILES

Art.no	Description
79.412.030	PVC glue-kit 125ml for mounting dock profile parts
79.412.031	set SS screws (100pcs) for mounting dock profiles



2 FENDERS

VALVE



Art.no	Description	Pcs
79.115.010	valve	10

ADAPTER



Art.no	Description	Pcs
79.150.010	Valve adapter for bicycle pump	10

POLE FENDER



- PE foam (closed cell)
- Comes without the rope

Art.no	Colour	L x W x H cm
79.509.010	blue	65 x 32 x 2,7

DOCKWHEEL



- Prevents damage to boat and dock
- Mounting on corners of dock

Art.no	Type	Colour	Ø x H cm	Weight kg
79.415.000	Dockwheel	white	30 x 15	1,2
79.415.500	Dockwheel white with mounting bracket			

FENDER COVERS



- Pulled over the fender like a sock
- Helps prevent stains and scratches on your boat's hull
- Made of 100% acrylic, washable
- Protects against UV radiation
- Fits all Talamex Star and Drop fenders



Art.no	For fender	Colour
79.185.010	Star 15	navy
79.185.011	Star 25	navy
79.185.012	Star 35	navy
79.185.013	Star 45	navy
79.185.014	Star 55	navy



Art.no	For fender	Colour
79.185.020	Star 15	black
79.185.021	Star 25	black
79.185.022	Star 35	black
79.185.023	Star 45	black
79.185.024	Star 55	black



Art.no	For fender	Colour
79.185.210	Star 15	grey
79.185.211	Star 25	grey
79.185.212	Star 35	grey
79.185.213	Star 45	grey
79.185.220	Star 55	grey



Art.no	For fender	Colour
79.185.035	Marker buoy 35	navy
79.185.045	Marker buoy 45	navy
79.185.055	Marker buoy 55	navy
79.185.065	Marker buoy 65	navy



Art.no	For fender	Colour
79.185.135	Marker buoy 35	black
79.185.145	Marker buoy 45	black
79.185.155	Marker buoy 55	black
79.185.165	Marker buoy 65	black



Art.no	For fender	Colour
79.185.235	Marker buoy 35	grey
79.185.245	Marker buoy 45	grey
79.185.255	Marker buoy 55	grey
79.185.265	Marker buoy 65	grey

FENDER BASKETS

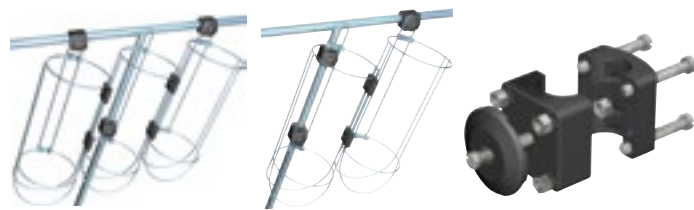
- SS AISI 304
- Unique connector system for placing the fender baskets in various positions
- Basket comes without connectors



Art.no	A Ø mm inside	B mm	C mm	Pcs
79.128.170	170	423	320	6
79.128.195	195	423	320	6
79.128.215	215	423	320	6
79.128.230	230	423	320	6
79.128.250	250	550	420	1
79.128.260	260	550	420	1
79.128.305	305	580	420	1

RAILING CONNECTOR

- For Nawa fender baskets



Art.no	Description
79.128.500	For railing Ø 25mm
79.128.700	For railing Ø 30mm
79.128.800	For railing Ø 32mm

PARALLEL CONNECTOR


- For Nawa fender baskets
- To connect baskets together



Art.no	Description	PCS
79.128.600	Parallel connector	2

FENDER CLIPS

- Plastic clip for on rails
- Ø 25mm
- Adjustable with lock-system



Art.no	Description	PCS
79.131.000	Fender clips	2

FENDER HOOKS



- Chrome-plated brass
- Hook or eye model



Art.no	Base mm	Type
79.131.010	25 x 25	hook
79.131.011	30 x 30	eye Ø 10,5mm

BOARDING LADDER STAINLESS STEEL

- SS AISI 316
- Folding type
- With flat stainless steps
- Spacer Included



Art.no	Number of steps	Length cm	Width cm	Tube Ø mm	Carrying capacity in kg
79.615.103	2 + 1 = 3	73	26,5	25	120
79.615.104	2 + 2 = 4	103	26,5	25	120

- Incl. 4 bolts and nuts

Art.no	Description
79.615.050	Spacer, per set

BOARDING LADDER ANODISED ALUMINIUM

- Anodized aluminium
- with adjustable supports
- Foldable



Art.no	Number of steps	Length cm	Width cm	Tube Ø mm
79.606.003	3	86	38	25
79.606.004	4	116	38	25
79.606.005	5	145	38	25
79.606.020	End plug for boarding ladder			
79.606.050	Spacer			

2 BOARDING LADDERS

BOARDING LADDER



- Folding type
- Mahogany lackered Doussiéwood
- Maintenance free
- Steps covered with anti-slip material
- With safety hooks
- Connectors

Art.no	Number of steps	Length cm	Width cm
79.655.004	2 + 2	91	33
79.655.006	3 + 3	130	33

new BOARDING LADDER TELESCOPIC WITH HANDRAIL



Ergonomic boarding ladder made of strong 316 AISI polished stainless steel with handrail for extra comfort. Steps are fitted with nonslip profiles for extra grip during use. Swim ladder can be folded and retracted when not in use. Ideal for use on a bathing platform, or mounting it on a jetty.

Art.nr.	Number of steps	Width mm	Length open mm	Height of handrail mm
79.626.010	3	355	870	300
79.626.011	4	365	1135	300

BOARDING LADDER TELESCOPIC



- SS AISI 316
- Telescopic retractable and folding
- For deck mounting

Art.no	Number of steps	Width mm	Length closed mm	Length open mm
79.623.102	2	280	340	590
79.623.103	3	285	380	855
79.623.104	4	290	395	1130


BOARDING LADDER BOW MODEL



- SS AISI 316
- Suitable for bow

Art.no	Number of steps	Width mm	Length mm
79.624.103	3	270	850
79.624.104	4	270	1100
79.624.105	5	270	1300

BOARDING LADDERS ALUMINIUM



- Special aluminium ladder for landing stages
- High above the landing stage 50cm
- Step 38cm x 5cm
- Distance between the steps 30cm
- For use in fresh water

Art.no	Number of steps	Length cm	Width cm	Tube Ø mm
79.603.103	3	117	44	45
79.603.105	5	205	44	45

new BOARDING LADDER TELESCOPIC FOR INFLATABLE BOAT

Telescopic boarding ladder with an ideal fit to be placed over the tubes of an inflatable boat. This boarding ladder is easily secured and detached with the supplied tension straps and mounting plates, but you can also choose to mount the swimming ladder on any available attachment points with the supplied tiedowns. Boarding ladder is made of polished stainless steel SS AISI 316.



Art.no	Number of steps	Width mm	Length closed mm	Length open mm
79.625.110	4	135	375	870

BOARDING LADDERS FOR INFLATABLES

- Anodized aluminium
- Special model for inflatables
- Pipe Ø 25mm



Art.no	Number of steps	Width mm	Length mm
79.625.102	2	300	915
79.625.103	3	300	1115

ROPE LADDERS


- Nylon rope ladders with blow-moulded steps and anti-slip profile
- Foldable to a compact size for storage
- Colour white



Art.no	Number of steps	Length cm	Width cm
79.602.103	3	124	29
79.602.104	4	140	29
79.602.105	5	165	29

SAFETY LADDER

- Packed in nylon bag
- Plastic steps



Art.no	Number of steps	Length cm	Width cm
79.602.005	5	145	26
79.602.006	6	171	26
79.602.007	7	197	26
79.602.008	8	223	26

BOARDING LADDER ACCESSORIES



Art.no	Description	PCS
79.655.000	connector	5
79.656.000	hook	5

STEP

- SS AISI 316
- For ladder



Art.no	Width mm	Tube Ø mm
79.618.000	210	25

TALAMEX GRIP/STEP

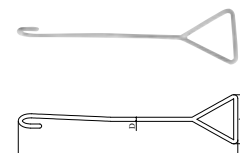
- Black plastic



Art.no	Width mm	Length mm
68.502.000	41	165

TALAMEX SLUICE HOOK

The SS AISI 316 sluice hook is a useful tool for the temporary mooring in, for example, a sluice without a mooring line. The hook is equipped with a handle.



Art.no	L mm	A mm	D mm
26.113.050	750	135	10

BOAT HOOKS

- Anodised aluminium with PVC hook
- Floats



Art.no	Ø mm	Length m	Telescopic
26.116.000	30	1,20 - 2,20	yes



Art.no	Ø mm	Length m	Telescopic
26.113.060	30	0,60 - 1,00	yes
26.113.120	30	1,20 - 2,10	yes



Art.no	Ø mm	Length m	Telescopic
26.113.121	30	1,20 - 2,10	yes, blue



Art.no	Ø mm	Length m	Telescopic
26.114.160	25	1,60	no
26.115.180	30	1,80	no
26.115.240	30	2,10	no



Art.no	Ø mm	Length m	Telescopic
26.116.001	30	1,12 - 1,95	yes

2 BOAT HOOKS

CLAMPS



- Nylon clamp brackets for boat hooks, stems and oars.

Black	White	Ø oar mm	Pcs
25.227.060	25.227.050	17 - 23	2
25.227.061	25.227.051	22 - 28	2
25.227.062	25.227.052	27 - 35	2
25.227.063	25.227.053	34 - 45	2

TALAMEX BOAT HOOK BRACKETS



- Black, UV-proof plastic (Santoprene) brackets
- For boat hooks, broomsticks, etc.



Art.no	Description	Pcs
26.120.001	Ø 25mm	10
26.120.002	Ø 32mm	10

BOAT HOOK CHROME PLATED BRASS

- Chrome-plated brass



Art.no	Ø mm	Length mm
26.210.000	34	200

BOAT HOOK GALVANISED



Art.no	Ø mm	Length mm	Length inches	Pcs
26.206.150	25	150	6	5
26.206.175	30	175	7	5
26.206.200	30	200	8	5

MOORING RINGS STAINLESS STEEL



- High polished SS AISI 304



Art.no	Base mm	Ringstrength mm	Ring inside Ø mm	Pcs
73.238.006	55 x 55 x 3	6	55	1
73.238.008	60 x 50 x 4	8	68	1
73.238.010	80 x 50 x 4	10	80	1

MOORING RINGS GALVANIZED

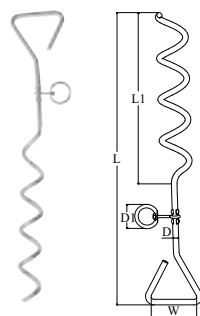


Art.no	Base mm	Ringstrength mm	Ring inside Ø mm	Pcs
73.235.006	55 x 55 x 3	6	55	1
73.235.008	60 x 50 x 4	8	68	1
73.235.010	80 x 50 x 4	10	80	1

BOTTOM ANCHOR



- SS AISI316
- Including eye



Art.no	L mm	D mm	L1 mm	D1 mm	W mm	Pcs
73.401.600	420	8	245	35	66	1

MOORING PINS GALVANIZED



Art.no	Dim. mm	Pcs
73.401.300	300 x 12	5
73.401.350	350 x 16	5
73.401.425	425 x 20	5
73.401.500	500 x 22	1
73.401.550	550 x 25	1

BOAT HOOKS WITH BRASS CHROMED HOOK



- Laminated pine with a chromium-plated brass hook.
- Finished with special varnish.
- Knob of weather-proof plastic.



Art.no	Ø mm	Length m
26.110.150	32	1,50
26.110.175	32	1,80
26.110.200	32	2,00
26.110.225	32	2,25
26.110.250	32	2,40
26.110.300	32	3,00

BOAT HOOKS WITH PLASTIC HOOK



- Ash wood.
- Varnished with pvc hook.



Art.no	Ø mm	Length m
26.111.150	30	1,50
26.111.200	30	2,00
26.111.250	30	2,50
26.111.300	30	3,00

BARGE POLES



- Pine wood, varnished.
- Consists of 2 glued parts.



Art.no	Ø mm	Length m
26.310.350	36	3,50
26.310.400	36	4,00
26.310.450	36	4,50

BARGE POLES



- Pine wood, varnished.
- With handle and toe.



Art.no	Ø mm	Length m
26.311.375	38	3,50
26.311.400	38	4,00
26.311.425	38	4,25
26.311.450	38	4,50

2 MOORING WHIPS

ECONOMY MOORING WHIPS

DOCK EDGE 



The "economy" mooring whips act as springs to maintain your boat at a safe, convenient distance from the dock and prevent impacts from waves or the wakes of passing watercraft. The fiberglass poles gives the mooring whip set the necessary strength and flex to retain the boats' position and prevent over-flexing of the whip.

The economy set exists of:

- 2x fiberglass whip with roller tip
- 2x solid cast aluminum base with built-in cleat & eyelet
- 2x aluminum tensioner
- 2x whip line
- 2x mooring line

Art.no	Length m	For boats up to m	Weight boat kg
26.315.001	2,4	5,5	max. 900
26.315.002	3,7	7,0	max. 1800

PREMIUM MOORING WHIPS

DOCK EDGE 



Starting with a solid rod and manufactured in multi-stages with triple cross-wound fiberglass gives these mooring whips the necessary strength and flex to retain the boats' position and prevent over-flexing of the whip. The "premium" mooring whips act as springs to maintain your boat at a safe, convenient distance from the dock and prevent impacts from waves or the wakes of passing watercraft. Exclusive "plug & socket" design for quick and easy separation, tie-off cleat and new carbon fiber technology. Simply release the whip line from the tie-off cleat, the whip lines effortlessly roll through the pulley at the tip causing the boat to gently approach the dock for boarding.

The premium set exists of:

- 2x carbon fiber whip with roller tip
- 2x solid cast aluminum base with built-in cleat & eyelet
- 2x aluminum tensioner
- 2x whip line



Art.no	Length m	For boats up to m	Weight boat kg
26.315.005	2,4	5,5	max. 1130
26.315.006	3,7	7,0	max. 2260
26.315.007	4,3	8,5	max. 4530
26.315.008	4,9	10,0	max. 9070



www.talamex.com

DOCK EDGE 

Your Dock • Your Way



CMP


CMP Group Ltd.

com@cmpgroup.net | cmpgroup.eu

3



Rig



CONSTRUCTION 1 X 19



- SS AISI 316
- Reels 250m

Art.no	Ø mm	Breakingload in daN	Weight per 100 mtr kg
02.205.202	2,0	330	2,000
02.205.225	2,5	550	3,100
02.205.203	3,0	741	4,500
02.205.204	4,0	1319	8,040
02.205.205	5,0	2060	12,580
02.205.206	6,0	2967	18,040
02.205.207	7,0	4038	24,760
02.205.208	8,0	5275	31,800

CONSTRUCTION 7 X 7



- SS AISI 316
- Reels 250m

Art.no	Ø mm	Breakingload in daN	Weight per 100 mtr kg
02.203.202	2,0	230	1,600
02.203.203	3,0	500	3,500
02.203.204	4,0	1000	6,300
02.203.205	5,0	1500	9,800
02.203.206	6,0	2100	14,000


CONSTRUCTION 7 X 19



- SS AISI 316
- Reels 250m

Art.no	Ø mm	Breakingload in daN	Weight per 100 mtr kg
02.204.202	2,0	208	1,780
02.204.225	2,5	400	2,400
02.204.203	3,0	469	3,950
02.204.204	4,0	834	7,060
02.204.205	5,0	1302	10,360
02.204.206	6,0	1875	15,040
02.204.208	8,0	3333	26,220

CONSTRUCTION 1 X 19 COVERED WITH WHITE PVC



- SS AISI 316
- White, PVC covered
- Reels 250m

Art.no	Core mm	Ø mm	Breakingload in daN	Weight per 100 mtr kg
02.205.505	3,0	5,0	741	4,500
02.205.506	4,0	6,0	1319	8,040

CONSTRUCTION 7 X 7 COVERED WITH WHITE PVC



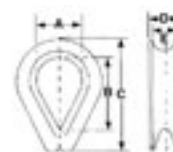
- SS AISI 316
- White, PVC covered
- Reels 250m

Art.no	Core mm	Ø mm	Breakingload in daN	Weight per 100 mtr kg
02.206.206	4	6	900	6,620
02.206.207	5	7	1437	10,480
02.206.209	6	9	2027	15,150

THIMBLES - SS



- SS AISI 304



Art.no	Wire Ø mm	A mm	B mm	C mm	D mm	E mm	Pcs
04.107.002	2,0	7,0	14,0	17,0	4,0	2,2	25
04.107.003	3,0	10,0	17,0	22,5	5,0	3,3	25
04.107.004	4,0	11,0	18,0	25,0	6,0	4,3	25
04.107.005	5,0	13,0	25,0	33,0	7,5	5,5	25
04.107.006	6,0	15,0	27,0	36,0	8,5	6,5	25
04.107.007	7,0	16,5	31,0	42,0	9,5	7,5	25
04.107.008	8,0	18,0	34,0	45,0	11,0	8,5	25
04.107.010	10,0	23,0	42,0	57,0	13,0	11,0	10
04.107.012	12,0	27,0	45,0	68,0	17,0	13,0	1
04.107.014	14,0	34,0	58,0	75,0	20,0	15,0	1
04.107.016	16,0	38,0	61,0	79,0	23,0	17,0	1
04.107.018	18,0	40,0	64,0	90,0	25,0	19,0	1
04.107.020	20,0	45,0	77,0	102,0	29,0	21,0	1

THIMBLES NYLON

- White nylon



Art.no	D mm	L2 mm	Pcs
04.106.006	6	38	25
04.106.008	8	50	25
04.106.010	10	60	25
04.106.012	12	65	25
04.106.014	14	70	25
04.106.016	16	75	1
04.106.018	18	95	1
04.106.020	20	100	1
04.106.024	24	110	1

THIMBLES - OVAL MODEL SS



- SS AISI 316



Art.no	Type no	Wire Ø mm	L2 mm	B2 mm	Pcs
04.109.003	RF2180	3	16	9	10
04.109.004	RF2181	4	20	11	10
04.109.005	RF2182	5	27	17	10
04.109.006	RF2183	6	33	21	10
04.109.008	RF2184	8	40	26	10

WIRE ROPE TOOL - COMBINATION MODEL



- For 1,5 - 5mm steel wire



Art.no	Description
02.508.001	Combination wire rope tool

WIRE ROPE TOOL



Art.no	For sleeves mm
02.506.500	5,5 - 6,0
02.506.000	6,5 - 7,0
02.507.000	8,0 - 8,5

STOP-SLEEVES

- Copper
- For steelwire



Art.no	Wire Ø mm	Pcs
02.510.103	3	10
02.510.104	4	10

SLEEVES FOR STAINLESS STEEL WIRE

- For SS wire
- Nickel plated copper
- Only in combination with wire rope tools



Art.no	Wire Ø mm	Pcs
02.510.001	1,5 - 2,0	50
02.510.002	2,5	50
02.510.003	3,0 - 3,5	50
02.510.004	4,0 - 4,5	50
02.510.005	5,0	50
02.510.006	5,5 - 6,0	50
02.510.007	6,5 - 7,0	50
02.510.008	8,0 - 8,5	50

WIRE ROPE CLIPS



- SS AISI 316



Art.no	Wire Ø mm	Pcs
02.402.004	4	10
02.402.005	5	10
02.402.006	6	10
02.402.008	8	10
02.402.010	10	10

WIRE ROPE CLIPS



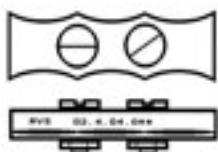
- SS AISI 316



Art.no	Wire Ø mm	Pcs
02.403.004	3 - 4	10
02.403.005	5	10
02.403.006	6	10
02.403.008	8	10
02.403.010	10	10

3 WIRE GRIPS/TERMINALS

WIRE ROPE CLIPS DUPLEX



- SS AISI 304
- Duplex

Art.no	Wire Ø mm	Pcs
02.404.002	2	25
02.404.003	3	25
02.404.004	4	25
02.404.005	5	25
02.404.006	6	15

WIRE ROPE CLIPS



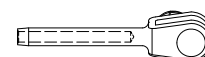
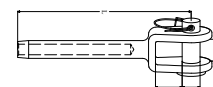
- Chrome-plated brass
- For steering cables

Art.no	Wire Ø mm	Pcs
02.405.003	3	10
02.405.005	5	10

FORK TERMINALS



- SS AISI 316



Art.no	Steel cable Ø mm	L mm	D mm	H mm	W mm	Breakingload in daN
02.310.425	2,5	55,0	5,0	10,0	6,5	560
02.310.403	3,0	65,0	6,0	10,0	7,5	770
02.310.404	4,0	77,0	8,0	11,0	11,0	1390
02.310.405	5,0	88,0	9,0	14,0	12,0	2180
02.310.406	6,0	106,0	12,0	20,0	14,0	3200
02.310.407	7,0	116,0	12,0	22,0	15,0	4360

FORK TERMINALS



- SS AISI 316



Art.no	Wire Ø mm	D mm	A mm	B mm	C mm	Weight kg	Breakingload in daN
02.310.103	3	6,3	13,0	7,0	66,5	0,028	1089
02.310.104	4	8,0	17,0	8,0	78,5	0,050	1437
02.310.105	5	9,5	19,0	10,0	87,5	0,076	2147
02.310.306	6	11,0	24,0	12,0	105,0	0,150	4494
02.310.106	6	12,7	25,0	14,5	106,0	0,176	4494
02.310.107	7	12,7	25,0	14,5	116,0	0,193	5736
02.310.308	8	12,7	32,5	17,0	133,0	0,243	7138
02.310.108	8	16,0	35,0	17,0	135,0	0,344	7138
02.310.310	10	16,0	40,0	20,0	166,0	0,514	7847
02.310.110	10	19,0	45,0	20,0	170,0	0,638	7847

TOGGLE TERMINALS



- SS AISI 316



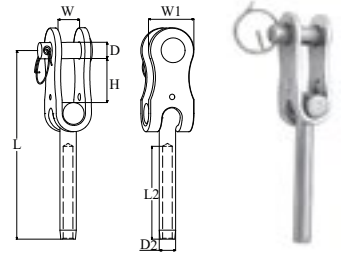
Art.no	Wire Ø mm	D mm	A mm	B mm	C mm	Weight kg	Breakingload in daN
02.304.003	3	6,3	14,0	8,0	73,0	0,04	1200
02.304.004	4	8,0	26,0	10,5	99,0	0,08	1550
02.304.005	5	9,5	29,0	12,0	114,5	0,16	2350
02.304.006	6	12,7	36,0	15,5	140,0	0,33	5100
02.304.007	7	12,7	34,5	15,5	152,5	0,34	6500
02.304.008	8	12,7	33,5	15,5	160,5	0,68	7800
02.304.009	8	15,9	35,0	18,0	167,0	0,58	8550
02.304.010	10	15,9	32,5	18,0	188,0	0,69	9400

TOGGLE TERMINALS



- SS AISI 316

Art.no	Wire Ø mm	L mm	L2 mm	D mm	D2 mm	H mm	W mm	W1 mm
02.304.130	3	75	38	6	6,35	15	7	15
02.304.131	4	89	45	8	7,50	20	10	19
02.304.132	5	104	51	9	9,00	25	12	25
02.304.133	6	127	64	12	12,60	30	13	29



EYE TERMINALS



- SS AISI 316

Art.no	Steel cable Ø mm	L mm	D mm	T mm	W mm
02.304.125	2,5	48,5	5,4	3,0	13,0
02.304.103	3,0	55,0	6,5	4,0	14,0
02.304.104	4,0	65,0	8,5	6,0	18,0
02.304.105	5,0	80,0	10,0	7,0	22,0
02.304.106	6,0	94,0	12,5	8,0	28,0
02.304.107	7,0	105,0	12,7	9,0	28,0



EYE TERMINALS



- SS AISI 316

DBS = Diameter before rolling



Art.no	Wire Ø mm	Ø Pin mm	A mm	B mm	C mm	DBS mm	Weight kg	Breakingload in daN
02.305.102	2,5	6,4	5,0	57,0	15,0	6,22 - 6,35	0,018	1200
02.305.103	3,0	6,4	5,0	55,5	15,0	6,22 - 6,35	0,017	1200
02.305.104	4,0	8,1	7,0	64,0	16,5	7,42 - 7,50	0,024	1570
02.305.105	5,0	9,6	7,5	76,0	19,5	9,00 - 9,11	0,046	2350
02.305.306	6,0	11,3	10,0	90,0	24,5	12,42 - 12,55	0,098	5100
02.305.106	6,0	12,8	10,0	86,0	24,5	12,42 - 12,55	0,104	5100
02.305.107	7,0	12,8	10,0	100,0	27,0	12,50 - 12,70	0,128	6500
02.305.108	8,0	16,2	13,6	112,5	30,5	14,07 - 14,30	0,199	8550
02.305.310	10,0	16,2	14,0	134,0	33,5	17,73 - 17,86	0,270	9400
02.305.110	10,0	19,2	16,0	137,5	36,0	17,73 - 17,86	0,331	9400

STUD TERMINALS




- For rigging screw
- SS AISI 316
- M right-hand thread
- Without nut

Art.no	Steel cable Ø mm	L mm	A	B mm	C mm
02.306.103	3,0	83	M6	33	40
02.306.104	4,0	100	M6	44	44
02.306.114	4,0	108	M8	44	52
02.306.105	5,0	120	M8	55	52
02.306.115	5,0	131	M10	55	63
02.306.106	6,0	142	M10	66	63



3 TERMINALS


STUD TERMINALS UNF



- For rigging screws
- SS AISI 316
- UNF right-hand thread
- Without nut

Art.no	Wire Ø mm	Thread UNF inch	A mm	B mm	Weight kg	Breakingload in daN
02.308.003	3	1/4"	48	98	0,018	1200
02.308.004	4	1/4"	48	105	0,023	1550
02.308.044	4	5/16"	55	112	0,030	1550
02.308.005	5	5/16"	55	120	0,039	2350
02.308.055	5	3/8"	63	128	0,053	2350
02.308.006	6	3/8"	63	143	0,092	3650
02.308.066	6	7/16"	71	151	0,112	4750
02.308.007	7	7/16"	71	163	0,132	4750
02.308.077	7	1/2"	80	171	0,151	6400
02.308.008	8	1/2"	80	178	0,198	6400
02.308.010	10	5/8"	101	218	0,310	9430
02.308.110	10	3/4"	120	237	0,414	9430

STUD TERMINALS METRICAL




- For riggingscrew
- SS AISI 316
- M right-hand thread
- Without nut

DBS = Diameter before rolling

Art.no	Wire Ø mm	Thread	A mm	B mm	DBS mm	Weight kg	Breakingload in daN
02.309.006	4	M6	48	105	7,42 - 7,50	0,022	1300
02.309.008	4	M8	55	112	7,42 - 7,50	0,031	1550
02.309.009	5	M8	55	120	9,00 - 9,11	0,040	2350
02.309.010	5	M10	63	128	9,00 - 9,11	0,054	2350
02.309.011	6	M10	63	143	12,42 - 12,55	0,092	3750

BALL TERMINALS



- SS AISI 316

Art.no	Wire Ø mm	A mm	B mm	C mm	R mm	Weight kg	Breakingload in daN
02.303.004	4	6,0	14,6	61,7	7,3	0,020	1550
02.303.005	5	6,7	17,5	74,0	8,8	0,035	2350
02.303.006	6	7,6	21,5	89,0	10,8	0,082	5100
02.303.007	7	9,3	21,5	99,5	10,8	0,112	6200
02.303.008	8	10,7	27,5	110,0	13,8	0,164	8550
02.303.010	10	11,8	31,5	134,0	15,8	0,236	9430

CUELS FOR BALL TERMINALS



• SS AISI 316

Art.no	A mm	B mm	C mm	R mm	Ri mm	Weight kg
02.303.104	11,0	26,0	9,5	10,0	8,0	0,010
02.303.105	13,0	26,0	9,0	10,0	8,0	0,009
02.303.106	16,0	26,0	8,5	10,0	8,0	0,009
02.303.107	20,0	34,0	9,0	15,0	13,0	0,015



BALL TERMINALS WITH EYE AND CUEPEL



• SS AISI 316

Art.no	Wire Ø mm	Ø mm	A mm	B mm	C mm	D mm	E mm	R mm	Weight kg	Breakingload in daN
02.303.205	5,0	9,6	20	9	8,5	26	108	10	0,083	3600
02.303.206	6,0	12,8	24	10	11,0	26	113	13	0,155	4950
02.303.208	8,0	16,1	30	13	12,3	34	140	15	0,312	7400



T-TERMINALS



• SS AISI 316

Art.no	Wire Ø mm	A mm	D mm	B mm	C mm	Weight kg	SWL daN	Breakingload in daN
02.301.102	2,5	7,0	17,0	6,4	78	0,023	450	690
02.301.003	3,0	8,0	17,0	6,4	78	0,021	550	830
02.301.004	4,0	8,0	17,5	7,5	101	0,038	750	1470
02.301.005	5,0	8,0	20,5	9,0	110	0,055	1150	2300
02.301.006	6,0	9,0	31,5	12,7	138	0,157	1650	3300
02.301.007	7,0	12,5	32,5	14,0	150	0,210	2050	4100
02.301.008	8,0	13,5	34,5	16,0	175	0,309	2500	5350
02.301.010	10,0	15,0	39,0	18,0	185	0,407	3600	8350



BACKING PLATES



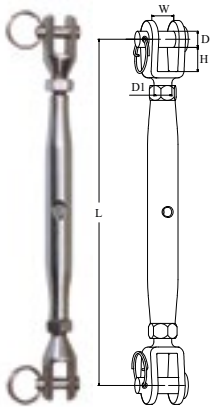
• SS AISI 316

Art.no	Dimensions mm	W mm	X mm	Y mm	Z mm	D1 mm	D2 mm	L1 mm	L2 mm
02.302.004	3,0 - 4,0	-	9,0	3,0	5,0	20,5	5,2	17,0	21,5
02.302.005	5,0	-	10,0	3,0	5,0	20,5	5,2	17,0	21,5
02.302.006	6,0	-	13,5	3,0	6,5	30,6	6,8	22,0	28,0
02.302.007	7,0	23,0	15,0	4,0	10,5	39,2	6,8	20,0	37,0
02.302.008	8,0	23,0	17,0	4,0	10,5	39,2	6,8	20,0	37,0



3 RIGGING SCREWS

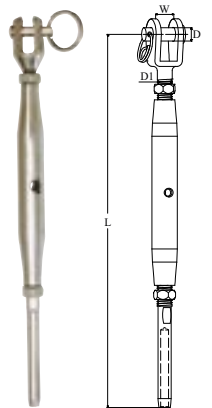
RIGGINGSCREW FORK - FORK



- SS AISI 316
- Closed body with locking nuts

Art.no	D1	L mm	D mm	W mm	H mm	Breakingload in daN
09.521.105	M5	130	5	6,5	10	560
09.521.106	M6	150	6	7,5	10	770
09.521.108	M8	165	8	11,0	11	1390
09.521.110	M10	190	9	12,0	14	2180
09.521.112	M12	245	12	14,0	20	3200

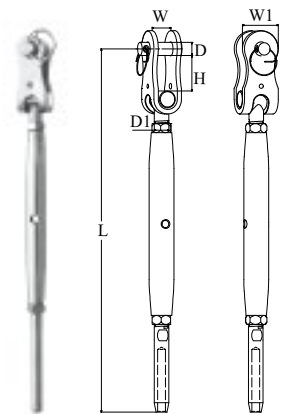
RIGGINGSCREW FORK - TERMINAL



- SS AISI 316
- Closed body with locking nuts
- Metric thread

Art.no	D1	Wire Ø mm	L mm	D mm	W mm
09.525.103	M6	3	175	6	7,5
09.525.104	M8	4	200	8	11,0
09.525.105	M10	5	230	9	12,0
09.525.106	M12	6	285	12	14,0

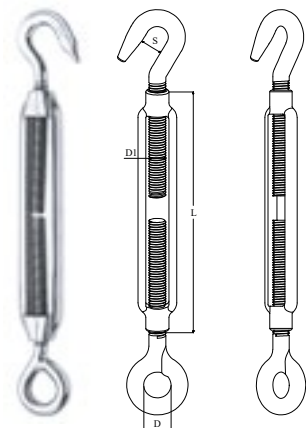
RIGGINGSCREW TOGGLE-TERMINAL



- SS AISI 316
- Toggle terminal
- Closed body with locking nuts
- Metric thread

Art.no	Wire Ø mm	D1 mm	L mm	D mm	W mm	W1 mm	H mm
09.525.120	3	M6	180	6	7	15	15
09.525.122	4	M8	210	8	10	19	20
09.525.124	5	M10	250	9	12	25	25
09.525.126	6	M12	300	12	13	29	30

OPEN RIGGINGSCREW WITH EYE AND HOOK



- SS AISI 316
- Metric thread
- Open body

Art.no	D1	S mm	L mm	D mm	Breakingload in daN
09.301.005	M5	7,5	70	8	190
09.301.006	M6	9,0	90	10	270
09.301.008	M8	12,0	120	14	490

RIGGINGSCREW FORK - FORK



- SS AISI 316
- Metric thread
- Closed body with locking nuts



Art.no	Wire Ø mm	Thread	D mm	A mm	B mm	Lenght min - max mm	Weight kg	Breakingload in daN
09.100.002	2,5	M5	5,0	11,5	7,0	132 - 197	0,052	825
09.104.006	3,0	M6	6,3	13,0	7,0	145 - 217	0,089	1300
09.104.008	4,0	M8	8,0	17,0	8,0	173 - 249	0,168	2350
09.104.010	5,0	M10	9,5	19,0	10,0	193 - 278	0,284	3550
09.104.012	6,0	M12	12,7	25,0	14,5	250 - 359	0,561	5250
09.104.014	7,0	M14	12,7	25,0	14,5	271 - 389	0,633	6000
09.104.016	8,0	M16	12,7	32,5	17,0	312 - 444	0,943	8300
09.104.020	10,0	M20	16,0	39,5	20,0	375 - 539	1,842	12800

RIGGINGSCREW FORK - FORK



- SS AISI 316
- UNF thread
- Closed body with locking nuts



Art.no	Wire Ø mm	Wire Ø inch	Thread UNF inch	D mm	A mm	B mm	Lenght min - max mm	Weight kg	Breakingload in daN
09.100.003	3	1/8 "	1/4 "	6,3	13,0	7,0	145 - 206	0,090	1550
09.100.004	4	5/32 "	5/16 "	8,0	17,0	8,0	173 - 239	0,168	2450

RIGGINGSCREW FORK - FORK UNF



- Chrome-plated bronze
- Open body
- UNF thread



Art.no	Thread UNF inch	D Ø mm	B mm	A mm	D2 Ø mm	B2 mm	A2 mm	Lenght min - max mm	Breakingload in daN	Weight kg
09.537.010	3/8 "	9,5	12,0	29,0	9,5	10,0	20,0	197 - 292	3650	0,174
09.537.011	7/16 "	11,1	14,0	31,5	11,1	12,0	23,5	234 - 342	4750	0,435
09.537.012	1/2 "	12,7	15,5	35,5	12,7	14,4	26,0	255 - 374	6450	0,624
09.537.016	5/8 "	15,9	17,5	39,3	15,9	17,0	35,0	322 - 473	9300	1,216
09.537.020	3/4 "	19,0	21,5	53,5	19,0	20,0	43,5	380 - 561	13250	2,204

3 RIGGING SCREWS

RIGGINGSCREW FORK - TERMINAL



- SS AISI 316
- Metric thread
- Closed body

Art.no	Wire Ø mm	Thread	D mm	A mm	B mm	Lenght min - max mm	Weight kg	Breakingload in daN
09.104.106	3	M6	6,3	13,0	7,0	171 - 243	0,079	1200
09.104.108	4	M8	8,0	17,0	8,0	199 - 275	0,145	1550
09.104.110	5	M10	9,5	19,0	10,5	225 - 310	0,250	2350
09.104.112	6	M12	12,7	25,0	14,5	288 - 397	0,505	5100
09.104.114	7	M14	12,7	25,0	14,5	317 - 435	0,586	6000
09.104.116	8	M16	12,7	32,5	17,0	368 - 500	0,868	8300

FORK - TERMINAL



- Bronze chrome finish
- Open body
- UNF thread



Art.no	Wire Ø mm	Thread UNF inch	Ø Pin mm	X mm	Z mm	Lenght min - max mm	Weight kg	Breakingload in daN
09.104.117	3	1/4"	6,3	7,5	13,5	134,5 - 208,5	0,106	1200
09.104.118	4	5/16"	8,0	9,5	17,0	157,0 - 241,0	0,174	1550
09.104.119	5	3/8"	9,5	11,0	20,0	176,5 - 272,5	0,329	2350
09.104.120	6	7/16"	11,0	12,5	23,5	207,0 - 315,0	0,396	4750
09.104.121	7	1/2"	12,7	14,0	26,0	230,5 - 349,5	0,592	6400
09.104.122	8	5/8"	12,7	15,0	32,0	284,0 - 435,0	1,002	8580

TOGGLE - TERMINAL



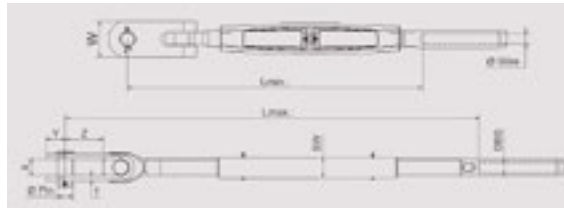
- SS AISI 316
- Metric thread
- Closed body

Art.no	Wire Ø mm	Thread	D mm	A mm	B mm	Lenght min - max mm	Weight kg	Breakingload in daN
09.104.206	3	M6	6,3	14,0	8,0	175 - 247	0,090	1200
09.104.208	4	M8	8,0	26,0	10,5	223 - 299	0,169	1550
09.104.210	5	M10	9,5	29,0	12,0	258 - 343	0,327	2350
09.104.212	6	M12	12,7	35,5	15,5	320 - 429	0,609	5100
09.104.214	7	M14	12,7	34,0	15,5	352 - 470	0,728	6000
09.104.216	8	M16	12,7	33,0	15,5	381 - 520	1,029	7500
09.104.220	10	M20	16,0	32,0	18,0	449 - 604	1,784	9430

TOGGLE - TERMINAL CHROME



- Bronze chrome-plated
- Open body with nut
- UNF tread

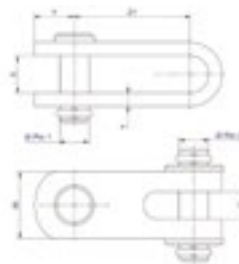


Art.no	Wire Ø mm	Thread UNF inch	Ø Pin mm	X mm	Z mm	Lenght min - max mm	Weight kg	Breakingload in daN
09.540.105	5	5/16"	8,0	10,5	28,5	183,5 - 268,5	0,241	2350
09.540.010	5	3/8"	9,5	12,0	33,0	210,5 - 306,5	0,316	2350
09.540.106	6	3/8"	9,5	12,0	33,0	215,0 - 311,0	0,398	3650
09.540.011	6	7/16"	11,0	14,0	35,0	239,0 - 347,0	0,426	4650
09.540.107	7	7/16"	11,0	14,0	35,0	264,5 - 372,5	0,544	4650
09.540.012	7	1/2"	12,7	15,5	39,0	239,5 - 347,5	0,721	5900
09.540.108	8	1/2"	12,7	15,5	39,0	260,0 - 368,0	0,755	5900
09.540.016	8	5/8"	15,9	18,0	39,0	316,0 - 467,0	1,354	8580
09.540.110	10	5/8"	15,9	18,0	39,0	318,0 - 469,0	1,513	9000
09.540.020	10	3/4"	19,0	22,0	38,0	370,0 - 551,0	2,109	9430
09.540.112	12	3/4"	19,0	22,0	38,0	369,5 - 550,5	2,177	10600

JAW TOGGLES



- Double pin
- SS AISI 316

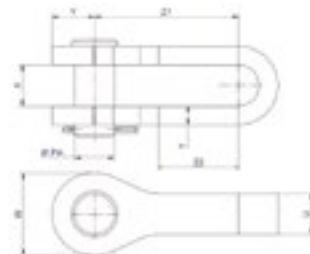


Art.no	Ø Pin 1 mm	Ø Pin 2 mm	U mm	W mm	X mm	Y mm	Z1 mm	T mm	Weight kg	Breakingload in daN
09.102.101	7,9	7,9	8,1	20,0	9,0	11,0	37,0	3	0,043	3100
09.102.102	11,1	11,1	11,1	25,0	13,0	13,0	48,0	5	0,109	6100
09.102.103	12,7	12,7	12,1	30,0	14,0	16,0	53,0	5	0,150	7900
09.102.104	15,9	15,9	15,0	40,0	17,5	21,0	56,0	6	0,293	13500
09.102.105	19,1	19,1	18,2	50,0	21,5	26,0	74,0	6	0,360	17500

STRAP TOGGLE



- SS AISI 316



Art.no	Ø Pin mm	U mm	W mm	X mm	Y mm	Z mm	T mm	Breakingload in daN	Weight kg
09.103.101	7,9	8,0	17,0	9,0	9,5	36,0	3	2125	0,024
09.103.102	9,5	9,0	19,5	11,0	10,8	40,0	4	3625	0,039
09.103.103	11,1	11,0	23,0	13,0	12,5	45,0	4	4100	0,055
09.103.104	12,7	12,5	26,0	14,0	14,0	50,0	6	6800	0,105
09.103.105	15,9	16,7	32,0	17,5	17,0	60,0	8	11650	0,210
09.103.106	19,1	18,5	38,5	21,5	20,3	70,0	8	14000	0,291

3 RIGGING SCREWS

TOGGLES



- SS AISI 316
- For rigging screw 09.100.002 to 09.100.004 + 09.104.*** series

Art.no	Wire Ø mm	Pin D mm	Ø mm	A mm	B mm	C mm	D mm	Weight kg	Breakingload in daN
09.101.103	3,0	6,3	6,4	7,0	13,5	6,0	30,0	0,031	2200
09.101.104	4,0	8,0	8,1	8,0	17,0	7,5	36,5	0,061	3550
09.101.105	5,0	9,5	9,6	10,0	19,5	8,5	43,0	0,092	4350
09.101.106	6,0	11,0	11,1	12,0	24,0	10,0	47,5	0,137	6200
09.101.107	7,0	12,7	12,8	14,5	25,0	11,0	50,0	0,180	6900
09.101.110	8,0	16,0	16,2	17,0	35,0	12,0	70,0	0,317	9300
09.101.109	8,0	16,0	16,2	20,0	40,0	15,0	80,0	0,514	9300

T- TERMINALS



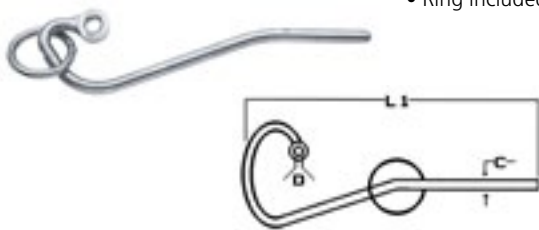
- SS AISI 316

Art.no	Wire Ø mm	D mm	L mm	A mm	R mm	Weight kg	SWL daN
09.526.001	2,5	6,35	32	57,5	4	0,018	500
09.526.002	3,0	6,35	32	57,5	4	0,019	500
09.526.003	4,0	7,50	45	75,5	6	0,033	1000
09.526.004	5,0	9,00	51	101,0	6	0,063	1500

SLIPHOOKS - WITH RING



- SS AISI 316
- Ring included



Art.no	Inch	For screw mm	D mm	L1 mm	C mm
09.478.006	1/4"	6	6,25	145	6,5
09.478.008	5/16"	8	8,50	200	8,5
09.478.010	3/8"	10	10,00	230	10,0
09.478.011	7/16"	11	13,70	250	11,5
09.478.013	1/2"	13	14,00	300	12,5

SLIPHOOKS RINGS



- SS AISI 316



Art.no	For rigging	For rigging screw	Thickness mm	Inner Ø mm	Pcs
09.478.106	1/4"	6	4	20	10
09.478.108	5/16"	8	4	25	10
09.478.110	3/8"	10	5	30	10
09.478.111	7/16"	11	6	35	10
09.478.113	1/2"	13	6	40	10

RAILING TERMINALS UNF



- SS AISI 316
- UNF Left-handed thread 3/8"

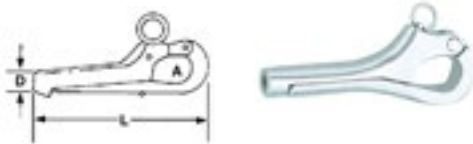


Art.no	For wire Ø mm
02.260.004	4
02.260.005	5
02.260.006	6

PELICAN HOOK



- SS AISI 316

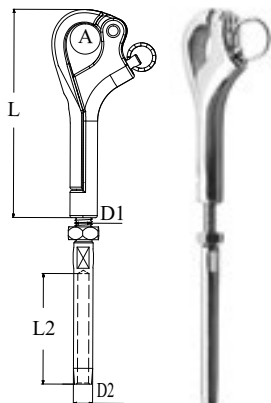


Art.no	D mm	L mm	A mm
02.334.006	M6	73	12
02.334.008	M8	98	15

PELICAN HOOK WITH SWAGE STUD TERMINAL



- SS AISI 316
- Metric thread

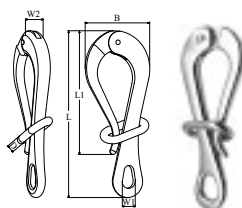


Art.no	D1	Wire Ø mm	L mm	L2 mm	A mm	D2 mm
02.334.021	M6	4	80	45	14	7,5
02.334.023	M8	5	80	52	16	9,0

PELICAN HOOK WITH EYE



- SS AISI316



Art.no	L mm	D mm	B mm	L1 mm	W1 mm	W2 mm
02.270.140	100	5	39	73	10	9,3
02.270.141	150	6	48	110	13	12,0

PELICAN HOOK WITH EYE

- Chrome-plated bronze




Art.no	Length mm
02.270.100	100
02.270.130	130

ALUMINIUM TURNBUCKLE COVERS



These turnbuckle covers are made of seawater-resistant aluminium with plastic caps. Turning becomes easy, as the rope does not get stuck in your turnbuckles. The caps can easily be adjusted by cutting out the part needed. Delivery per piece.



Art.no	Wire Ø mm	Inner Ø mm	Outside Ø mm	Length mm
09.918.106	6	32	35	450
09.918.107	7	36	40	600
09.918.108	8	45	50	600
09.918.112	12	54	60	750

RIGGINGSCREW COVERS

- With white plastic bell-bottoms
- Per pair



Art.no	Wire Ø mm	Length mm
09.919.038	6 - 7	380
09.919.042	8 - 10	420
09.919.050	12 - 14	500

3 RIGGINGSCREW COVERS/BOLTS

IQ TURNBUCKLE COVER



A new 100% PVC free IQ product. A great environmentally friendly solution to complement the current range.

Compact lightweight turnbuckle cover with round corners. The mold is made of a Thermo Composite EVA foam. The outside of the cover is a solution dyed ECO textile which ensures a less as possible impact on our water and environment. It has a color fastness to light, water and is UV resistance. The inside of the cover is of Spandex. With zipper and a heavy lead - chain. Available in 3 sizes. Per pair.

Art.no	Size	Length cm
91.101.135	Small	25cm
91.101.136	Medium	35cm
91.101.137	Large	45cm

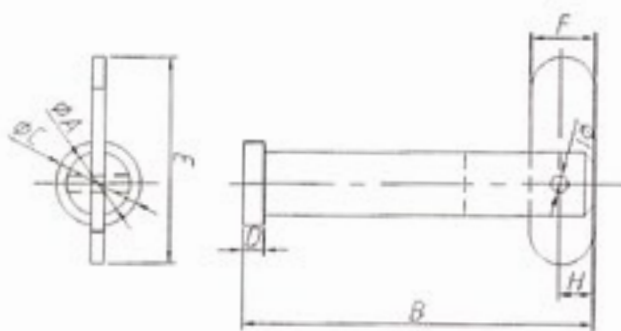
TURNBUCKLE COVER



- Protective turnbuckle cover made of 5mm neoprene
- Heavy lead-chain and Velcro closure
- Set of 2 pieces

Art.no	Size	Length cm
91.101.131	Small	25cm
91.101.134	Extra Large	55cm

DROPSNOSE PIN



- SS AISI 316
- Clevis pin with dropnose pin

Art.no	A Ø mm	B mm	C Ø mm	D mm	E mm	F mm	H mm	I Ø mm
09.900.099	5	25	8	2,0	15	5	2,5	2,0
09.900.100	5	30	8	2,0	15	5	2,5	2,0
09.900.101	5	40	8	2,0	15	5	2,5	2,0
09.900.102	5	50	8	2,0	15	5	2,5	2,0
09.900.104	6	25	10	2,0	20	6	3,0	2,0
09.900.105	6	30	10	2,0	20	6	3,0	2,0
09.900.106	6	40	10	2,0	20	6	3,0	2,0
09.900.107	6	50	10	2,0	20	6	3,0	2,0
09.900.113	6	60	10	2,0	20	6	3,0	2,0
09.900.114	6	80	10	2,0	20	6	3,0	2,0
09.900.115	8	30	12	2,5	22	8	4,0	3,0
09.900.116	8	40	12	2,5	22	8	4,0	3,0
09.900.117	8	50	12	2,5	22	8	4,0	3,0
09.900.118	8	60	12	2,5	22	8	4,0	3,0
09.900.123	8	100	12	2,5	22	8	4,0	3,0

Art.no	A Ø mm	B mm	C Ø mm	D mm	E mm	F mm	H mm	I Ø mm
09.900.124	8	120	12	2,5	22	8	4,0	3,0
09.900.125	10	30	14	3,0	25	10	5,0	3,5
09.900.126	10	40	14	3,0	25	10	5,0	3,5
09.900.127	10	50	14	3,0	25	10	5,0	3,5
09.900.128	10	60	14	3,0	25	10	5,0	3,5
09.900.129	10	80	14	3,0	25	10	5,0	3,5
09.900.133	10	100	14	3,0	25	10	5,0	3,5
09.900.134	10	120	14	3,0	25	10	5,0	3,5
09.900.135	12	30	16	3,0	28	12	6,0	4,0
09.900.136	12	40	16	3,0	28	12	6,0	4,0
09.900.137	12	50	16	3,0	28	12	6,0	4,0
09.900.138	12	60	16	3,0	28	12	6,0	4,0
09.900.139	12	80	16	3,0	28	12	6,0	4,0
09.900.140	12	100	16	3,0	28	12	6,0	4,0
09.900.141	12	120	16	3,0	28	12	6,0	4,0

CLEVIS PIN



• SS AISI 316



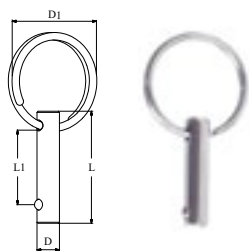
Art.no	D mm	L mm	L1 mm	D1 mm	D2 mm	Per blister
09.900.211	5,00	15,0	11,0	8,0	2,5	2
09.900.212	5,00	18,0	14,0	8,0	2,5	2
09.900.213	5,00	21,0	17,0	8,0	2,5	2
09.900.221	6,00	20,0	16,0	10,0	2,5	2
09.900.223	6,00	25,0	21,0	10,0	2,5	2
09.900.230	8,00	21,0	17,0	12,0	3,0	1
09.900.231	8,00	24,0	20,0	12,0	3,0	1

Art.no	D mm	L mm	L1 mm	D1 mm	D2 mm	Per blister
09.900.232	8,00	32,0	28,0	12,0	3,0	1
09.900.242	9,50	26,0	22,0	13,0	3,0	1
09.900.251	11,00	30,0	25,0	16,0	3,0	1
09.900.261	12,00	30,0	26,0	16,0	3,0	1

FASTPIN WITH RING



• SS AISI316



Art.no	D mm	L mm	L1 mm	D1 mm
09.911.320	5	25	17	25
09.911.321	6	25	17	25
09.911.322	8	25	17	25

SAFETY RINGS



• SS AISI 316

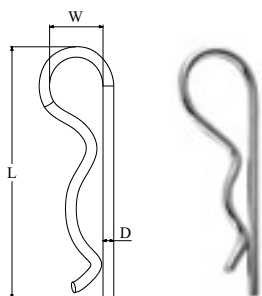


Art.no	Dim. mm	Per blister	Blister per package
09.911.211	1,00 x 11	10	6
09.911.212	1,20 x 15	10	6
09.911.213	1,50 x 20	6	6
09.911.214	2,00 x 25	4	6

BETA PIN



• SS AISI 316



Art.no	D mm	L mm	W mm
09.911.420	2,0	48	10
09.911.421	2,5	54	11
09.911.422	3,0	70	16
09.911.423	4,0	78	19
09.911.424	5,0	100	26

Art.no	Dim. mm	Package pcs
87.911.211	1,00 x 11	100
87.911.212	1,20 x 15	100
87.911.213	1,50 x 20	100
87.911.214	2,00 x 25	100

3 BOLTS/SHACKLES

SPLIT PINS DIN94



• SS AISI 316



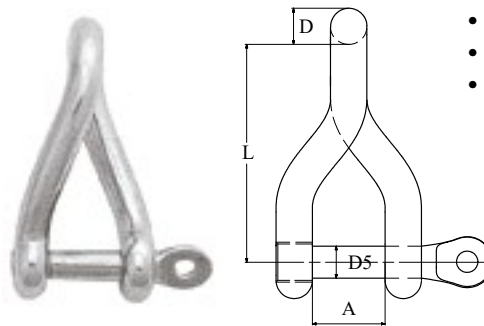
Art.no	Ø x L mm	Per blister	Blister per package
40.540.001	2,0 x 20	12	6
40.540.002	2,0 x 25	12	6
40.540.003	2,0 x 32	12	6
40.540.004	2,0 x 40	10	6
40.540.010	2,5 x 25	10	6
40.540.016	3,2 x 25	8	6
40.540.017	3,2 x 32	6	6
40.540.018	3,2 x 40	6	6
40.540.025	4,0 x 20	4	6
40.540.026	4,0 x 25	4	6
40.540.027	4,0 x 32	4	6
40.540.028	4,0 x 40	3	6
40.540.029	4,0 x 50	3	6
40.540.035	5,0 x 25	2	6
40.540.036	5,0 x 32	2	6
40.540.037	5,0 x 40	2	6
40.540.038	5,0 x 50	2	6

Art.no	Ø x L mm	Package pcs
87.540.001	2,0 x 20	100
87.540.002	2,0 x 25	100
87.540.003	2,0 x 32	100
87.540.004	2,0 x 40	100
87.540.010	2,5 x 25	100
87.540.016	3,2 x 25	100
87.540.017	3,2 x 32	100
87.540.018	3,2 x 40	100
87.540.025	4,0 x 20	100
87.540.026	4,0 x 25	100
87.540.027	4,0 x 32	100
87.540.028	4,0 x 40	100
87.540.029	4,0 x 50	100
87.540.035	5,0 x 25	100
87.540.036	5,0 x 32	100
87.540.037	5,0 x 40	100
87.540.038	5,0 x 50	100

TWISTED SHACKLE SHORT



• SS AISI 316
• Forged
• Captive pin

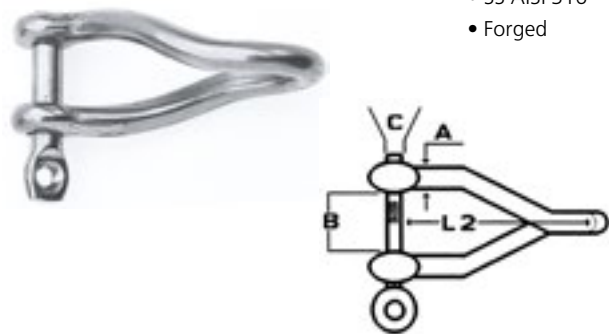


Art.no	D mm	A mm	L mm	D5 mm	BL daN	Pcs
08.503.024	4	8	24	3,5	580	1
08.503.025	5	10	30	4,4	910	1
08.503.026	6	12	36	5,3	1320	1
08.503.028	8	16	48	7,1	2370	1
08.503.030	10	20	60	8,9	3730	1

TWISTED SHACKLES - LONG MODEL



• SS AISI 316
• Forged

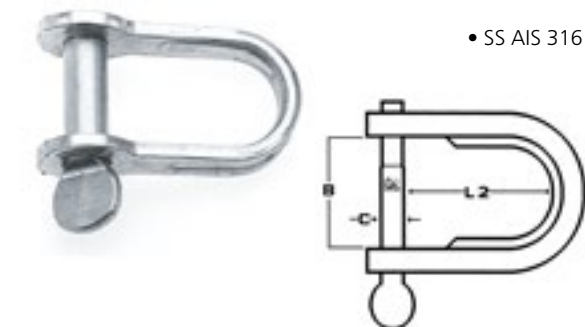


Art.no	A mm	C mm	L2 mm	B mm	BL daN	Pcs
08.503.005	5	5	30	10	1000	10
08.503.006	6	6	36	12	1500	10
08.503.008	8	8	48	16	2500	10

D-SHACKLES STRIPMODEL - PROFILED



• SS AIS 316

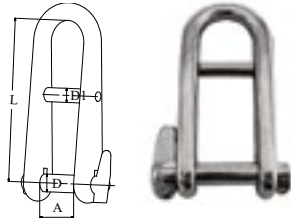


Art.no	D mm	A mm	L min mm	BL daN	Pcs
08.531.040	4,0	9,0	20,0	360	10
08.531.050	5,0	10,5	21,0	600	10
08.531.060	6,0	13,5	28,0	900	10

HALYARD SHACKLES



- SS AISI 316
- Key shackle mechanism for quickly opening and closing the shackle

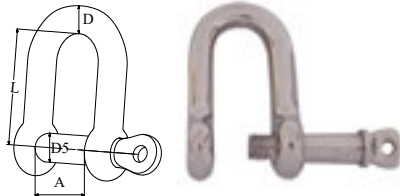


Art.no	D mm	A mm	L mm	D1 mm	BL daN
08.535.105	5,0	12,5	40,0	6,0	640
08.535.106	6,0	15,0	48,0	6,0	1010
08.535.108	8,0	20,0	64,0	6,5	1570

D-SHACKLES WITH CAPTIVE PIN



- SS AISI 316
- Forged

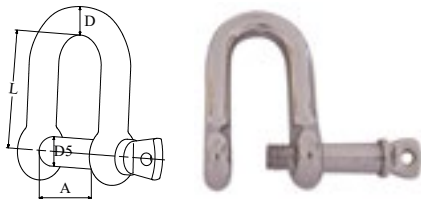


Art.no	D mm	A mm	L mm	D5 mm	BL daN	Pcs
08.556.204	4,0	8,0	16,0	3,5	520	1
08.556.205	5,0	10,0	16,0	4,4	820	1
08.556.206	6,0	12,0	24,0	5,3	1190	1
08.556.208	8,0	16,0	32,0	7,1	2130	1
08.556.210	10,0	20,0	40,0	8,9	3360	1

D-SHACKLES - SHORT - EYE BOLT



- SS AISI 316
- Forged

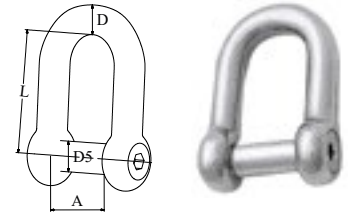


Art.no	D mm	A mm	L mm	D5 mm	BL daN	Pcs
08.556.104	4,0	8,0	16,0	4,0	577	10
08.556.105	5,0	10,0	20,0	5,0	910	10
08.556.106	6,0	12,0	24,0	6,0	1320	10
08.556.108	8,0	16,0	32,0	8,0	2370	10
08.556.110	10,0	20,0	10,0	10,0	3730	5
08.556.113	12,0	24,0	12,0	12,0	5490	1

D-SHACKLE HEXAGON SOCKET HEAD



- SS AISI 316
- Forged
- Bolt with hexagon socket head

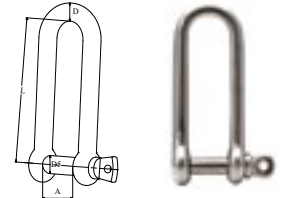


Art.no	D mm	A mm	L mm	D5 mm	BL daN	Pcs
08.556.225	5	10	20	5	910	1
08.556.226	6	12	24	6	1320	1
08.556.228	8	16	32	8	2370	1
08.556.230	10	20	40	10	3730	1

D-SHACKLES - LONG - EYE BOLT



- SS AISI 316
- Forged

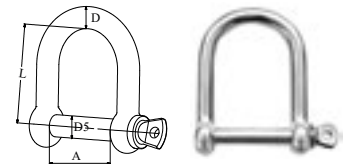


Art.no	D mm	A mm	L mm	D5 mm	BL daN	Pcs
08.557.004	4,8	8,0	32,0	4,0	577	10
08.557.005	5,0	10,0	40,0	5,0	910	10
08.557.006	6,0	12,0	48,0	6,0	1320	10
08.557.008	8,0	16,0	64,0	8,0	2370	10

D-SHACKLE WIDE



- SS AISI 316
- Forged

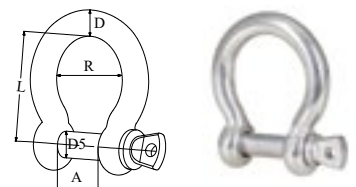


Art.no	D mm	A mm	L mm	D5 mm	BL daN	Pcs
08.556.236	5	25	24,5	5	910	1
08.556.237	6	24	36,0	6	1320	1
08.556.238	8	28	36,0	8	2370	1

BOW SHACKLES - EYE BOLT



- SS AISI 316
- Forged



Art.no	D mm	A mm	L mm	R mm	D5 mm	BL daN	Pcs
08.558.004	4,0	8,0	18,0	14,0	4,0	577	10
08.558.005	5,0	10,0	22,5	17,0	5,0	910	10
08.558.006	6,0	12,0	27,0	21,0	6,0	1320	10
08.558.008	8,0	16,0	36,0	28,0	8,0	2370	10
08.558.010	10,0	20,0	45,0	35,0	10,0	3730	5
08.558.012	12,0	24,0	54,0	42,0	12,0	5490	1

3 SHACKLES/CARABINERS

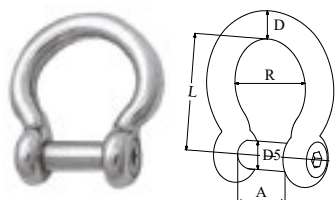
BOW SHACKLES - ROUND



- SS AISI 316
- Round
- Forged

Art.no	A mm	C mm	L2 mm	B mm	BL daN	Pcs
08.558.104	4	4	16	8	627,63	10
08.558.105	5	5	19	10	980,67	10
08.558.106	6	6	25	13	1471,00	10
08.558.108	8	8	32	16	2451,70	10
08.558.110	10	10	38	19	3922,70	5
08.558.112	12	12	51	25	5884,00	1

BOW SHACKLE HEXAGON SOCKET HEAD



- SS AISI 316
- Forged
- Bolt with hexagon socket head

Art.no	D mm	A mm	L mm	R mm	D5 mm	BL daN	Pcs
08.558.025	5	10	20	17	5	910	1
08.558.026	6	12	24	21	6	1320	1
08.558.028	8	16	32	28	8	2370	1
08.558.030	10	20	40	35	10	3730	1

SHACKLE OPENER



- Also usable as screwdriver/ bottle opener
- SS AISI 316

Art.no	Description	Pcs
08.922.000	Shackle opener	10

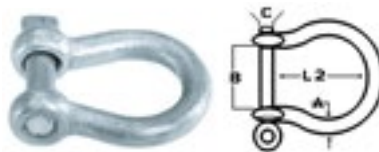
D-SHACKLES - EYE BOLT



- Galvanized

Art.no	A mm	C mm	L2 mm	B mm	BL min. kg	Pcs
08.102.005	4,6	4,6	19	10	160	25
08.102.006	5,4	5,4	26	14	200	25
08.102.008	7,0	7,0	33	18	400	25
08.102.010	8,8	8,8	36	19	640	25
08.102.011	10,8	10,8	49	26	1040	25
08.102.013	13,0	13,0	52	27	1300	25
08.102.016	15,0	15,0	60	31	1600	1
08.102.019	18,8	18,8	72	36	2200	1
08.102.022	20,9	20,9	82	41	3000	1

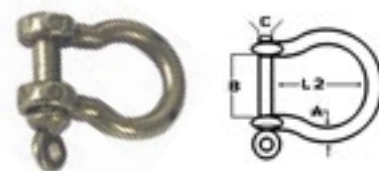
BOW SHACKLES - EYE BOLT



- Galvanized

Art.no	A mm	C mm	L2 mm	B mm	BL min. kg	Pcs
08.106.005	4,6	4,6	19	10	160	25
08.106.006	5,4	5,4	26	14	200	25
08.106.008	7,0	7,0	33	18	400	25
08.106.010	8,8	8,8	36	19	640	25
08.106.011	10,8	10,8	49	26	1040	10
08.106.013	13,0	13,0	52	27	1300	10
08.106.016	15,0	15,0	60	31	1600	1
08.106.019	18,8	18,8	72	36	2200	1

BOW SHACKLES - EYE BOLT



- Brass

Art.no	A mm	C mm	L2 mm	B mm	Pcs
08.405.004	3	4	19	5	10
08.405.005	5	5	18	9	10

CARBINE HOOKS CLASSIC



- SS AISI 316
- With buckling
- Fully retractable pin

Art.no	Length mm	Mat. Ø mm	BL daN	Pcs
74.215.080	80	8	800	10
74.215.100	100	10	1200	1
74.215.120	120	11	2000	1

CARBINE HOOKS CLASSIC WITH THIMBLE



- SS AISI 316
- With buckling and thimble
- Fully retractable pin

Art.no	Length mm	Mat. Ø mm	BL daN	Pcs
74.216.080	80	8	800	10
74.216.100	100	10	1200	1
74.216.120	120	11	2000	1

CARBINE HOOKS, CLASSIC



- SS AISI 316
- With buckling



Art.no	Length mm	Mat. Ø mm	BL daN	Pcs
74.218.050	50	5,0	120	10
74.218.060	60	6,0	120	10
74.218.070	72	7,0	180	10
74.218.080	80	8,0	800	10
74.218.100	103	10,0	1200	1
74.218.120	121	10,5	2000	1

CARBINE HOOKS, WITH THIMBLE



- SS AISI 316
- With buckling and thimble



Art.no	Length mm	Mat. Ø mm	BL daN	Pcs
74.219.050	50	5,0	120	10
74.219.060	60	6,0	120	10
74.219.070	72	7,0	180	10
74.219.080	80	8,0	800	10
74.219.100	103	10,0	1200	1
74.219.120	121	10,5	2000	1

CARBINE HOOKS WITH THIMBLE



- SS AISI 316
- Opening inwards
- With thimble and screw lock



Art.no	Length mm	Mat. Ø mm	BL daN	Pcs
74.220.010	100	10,0	1200	1

CARBINE HOOKS HIGH TENSILE STRENGTH



- SS AISI 316
- High tensile strength

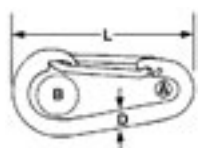


Art.no	Length mm	Mat. Ø mm	BL daN	Pcs
74.310.000	100	10	2400	1

CARBINE HOOKS OVAL



- SS AISI 316

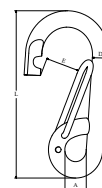


Art.no	A mm	B mm	D mm	L mm	Pcs
74.228.061	7	10	6	60	10
74.228.081	11	13	8	80	10
74.228.102	13	15	10	100	1

CARBINE HOOKS OVAL WITH EYE



- SS AISI 316



Art.no	D mm	L mm	E mm	A mm	Breakingload in daN	Pcs
74.229.061	6	60	12,7	9,1	510	10
74.229.081	8	80	17,5	13,2	780	10
74.229.102	10	100	19,1	15,2	1180	1
74.229.122	12	120	28,6	17,8	1650	1

CARBINE HOOKS ASYMMETRIC WITH EYE



- SS AISI 316



Art.no	D mm	L mm	E mm	A mm	Breakingload in daN	Pcs
74.230.061	6	60	14	10	510	10
74.230.081	8	80	18	12	780	10
74.230.102	10	100	24	16	1180	1
74.230.122	12	120	28	19	1040	1

CARBINE HOOKS CLASSIC



- SS AISI 316



Art.no	D mm	L mm	E mm	A mm	Breakingload in daN	Pcs
74.225.050	5	50	6,5	8,0	340	10
74.225.060	6	60	8,5	9,0	510	10
74.225.070	7	70	9,5	10,5	630	10
74.225.080	8	80	10,0	12,0	780	10
74.225.100	10	100	14,0	15,0	1180	1
74.225.120	11	120	17,5	18,0	1040	1

CARBINE HOOKS CLASSIC WITH EYE



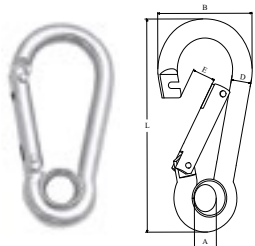
- SS AISI 316



Art.no	D mm	L mm	E mm	A mm	Breakingload in daN	Pcs
74.226.050	5	50	6,5	6,0	340	10
74.226.060	6	60	8,5	7,0	510	10
74.226.070	7	70	9,5	9,0	630	10
74.226.080	8	80	10,0	10,0	780	10
74.226.100	10	100	14,0	13,0	1180	1
74.226.120	11	120	17,5	14,5	1040	1

3 CARABINERS/SNAP SHACKLES

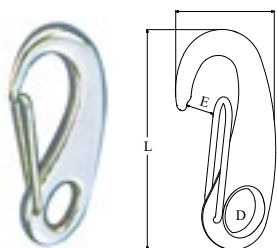
CARABINER WITH EYELET AND LOCKING BAR



- SS AISI 316
- Extra locking bar

Art.no	L mm	D mm	B mm	E mm	A mm	BL daN	Pcs
74.216.130	50	5	25	7,0	6	340	1
74.216.131	60	6	30	7,5	7	510	1
74.216.132	70	7	35	9,0	9	630	1
74.216.133	80	8	40	10,0	10	780	1
74.216.134	100	10	50	13,0	13	1180	1
74.216.135	120	12	67	20,0	18	1650	1

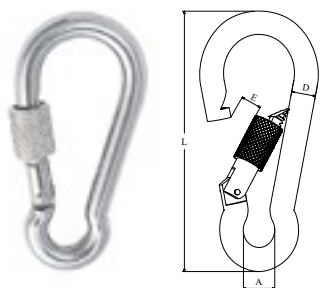
SNAP HOOKS WITH EYE



- SS AISI 316

Art.no	L mm	E mm	D mm	W mm	Breakingload in daN	Pcs
74.228.050	50	10	7,5	24	184	1
74.228.070	70	13	10,0	30	304	1
74.228.100	100	20	15,0	44	960	1

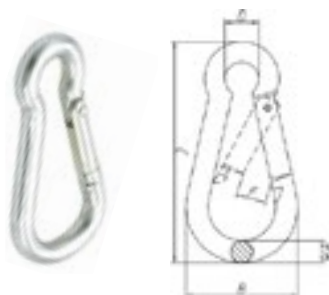
CARBINE HOOKS WITH RETAINING RING



- SS AISI 316
- Inward open foldable with retaining ring

Art.no	D mm	L mm	E mm	A mm	Breakingload in daN	Pcs
74.227.080	8	80	8,5	12	780	1
74.227.100	10	100	11,0	15	1180	1

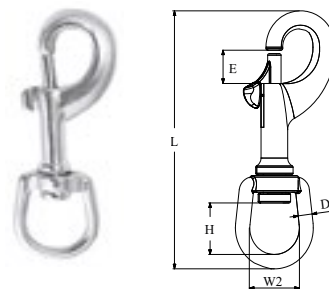
CARBINE HOOKS CLASSIC



- Galvanized

Art.no	A Ø mm	B mm	C mm	D mm	F mm	BL daN	Pcs
74.217.050	5	25	50	8	7	250	25
74.217.060	6	30	60	9	8	295	25
74.217.070	7	35	70	10	8	450	25
74.217.080	8	40	80	12	9	560	25
74.217.090	9	45	90	12	10	625	25
74.217.100	10	50	100	15	11	875	25
74.217.160	13	74	160	22	25	1600	1

SWIVEL EYE BOLT SNAP



- SS AISI 316
- Swivel eye

Art.no	L mm	E mm	D mm	H mm	W2 mm	BL daN	Pcs
74.103.020	64	8	3	12,0	12,5	163	1
74.103.021	80	9	4	14,5	15,0	213	1
74.103.022	87	11	5	17,0	17,5	350	1
74.103.023	90	11	6	20,0	20,0	237	1

PISTON HANKS WITH SWIVEL



- Chrome-plated brass

Art.no	Length mm	Ø Eye mm	Pcs
74.103.010	77	10	10
74.103.013	77	13	10

SAFETY HOOKS FIXED EYE

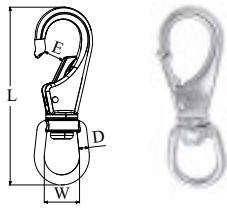


- Manganese bronze
- Fixed eye

Art.no	Length mm	Ø Eye mm	Pcs
74.105.055	55	11	10
74.105.073	73	16	10

SAFETY HOOKS WITH SWIVEL EYE

- SS AISI316
- Swivel eye



Art.no	L mm	D mm	E mm	W mm	BL daN	Pcs
74.106.120	70	4	8	15,0	72	1
74.106.121	85	5	10	17,5	95	1
74.106.122	100	6	13	20,0	136	1
74.106.123	118	7	15	23,0	180	1

SAFETY HOOKS SWIVEL EYE

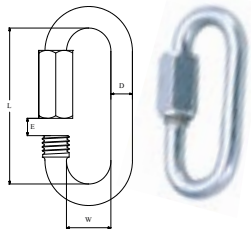
- Manganese bronze
- Swivel eye



Art.no	Length mm	Ø Eye mm	Pcs
74.106.080	82	17	10
74.106.100	94	20	10

RAPID LINKS

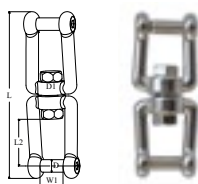
- SS AISI 316



Art.no	D mm	L mm	E mm	W mm	Breakingload in daN	Pcs
74.107.004	4	32	5,5	12,0	500	10
74.107.005	5	39	6,5	13,0	790	10
74.107.006	6	45	7,5	14,5	1130	10
74.107.008	8	58	10,0	17,5	2010	10

SWIVEL SHACKLE

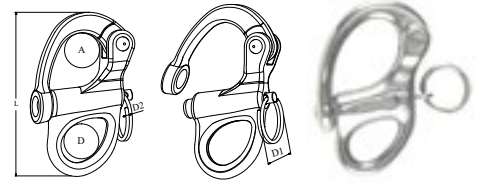
- SS AISI 316



Art.no	D mm	L mm	L2 mm	D1 mm	W1 mm	W2 mm	BL daN	Pcs
08.550.010	5	55	12,5	10	10	10	532	1
08.550.011	6	66	15,0	12	12	12	772	1
08.550.012	8	88	20,0	16	16	16	1385	1

SNAP SHACKLES - FIXED EYE


- SS AISI 316
- Fixed eye



Art.no	L mm	A mm	D mm	D1 mm	D2 mm	Breakingload in daN	Pcs
74.551.052	52	13	9	20	1,5	1270	1
74.551.066	66	16	12	20	1,5	1760	1
74.551.096	96	22	16	20	1,5	3260	1

SNAP SHACKLES - SWIVEL EYE

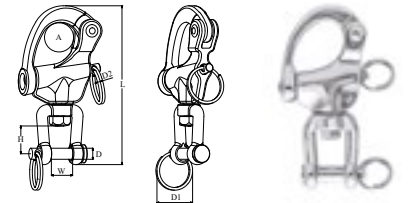
- SS AISI 316
- Swivel eye



Art.no	L mm	A mm	D mm	D1 mm	D2 mm	H mm	W mm	Breakingload in daN	Pcs
74.550.070	68	13	5	20	1,5	12,5	12	640	1
74.550.087	87	16	6	20	1,5	15,0	15	880	1
74.550.128	128	22	9	20	1,5	22,5	22	1630	1

SNAP SHACKLE SWIVEL FORK

- SS AISI 316
- Swivel eye with safety pin



Art.no	L mm	A mm	D mm	D1 mm	D2 mm	H mm	W mm	Breakingload in daN	Pcs
74.553.070	68	13	5	20	1,5	12,5	10	640	1
74.553.087	87	16	6	20	1,5	15,0	12	880	1
74.553.128	128	22	10	20	1,5	25,0	20	1630	1

SNAP SHACKLES FIXED EYE

- Bronze
- Fixed eye



Art.no	Length mm	Ø Eye mm	Size pin mm	BL daN	Pcs
74.515.035	35	7	7 x 10	300	5
74.515.040	40	8	8 x 12	480	5
74.515.050	50	10	10 x 18	750	5
74.515.060	60	12	11 x 20	1000	5
74.515.070	70	14	15 x 22	1200	5
74.515.100	100	18	20 x 35	2000	1

3 SNAP SHACKLES/MAST FITTINGS

S-HOOK



- SS AISI 316

Art.no	Man. no	Ø mm	Ø inch	Pcs
75.520.048	RF48A	6	1/4	1
75.520.049	RF49	8	5/16	1

FLAG LINE HOOK MINI MODEL



- SS AISI 316
- PCS 10

Art.no	Description	Pcs
74.360.536	RF536	10

STAINLESS HOOK



- SS AISI 304

Art.no	D mm	L mm	E1 mm	E2 mm	Breakingload in daN	Pcs
73.250.005	5	43	12	6	240	10
73.250.006	6	50	15	7	350	10
73.250.008	8	67	20	9	620	10

RIVITS MONEL



- Monel rivets with stainless steel pin
- (40.101.510 has a steel pin)
- Suitable for stainless steel/ aluminium connections

These rivits are also available in a bulk pack of 1000 pieces. To order, change the first two digits of the article number from 40 to 41. The rest of the article number remains the same.

Art.no	Ø x L mm	Per blister	Blister per package
40.101.500	3,2 x 3,1	6	6
40.101.501	3,2 x 5,8	6	6
40.101.502	3,2 x 7,1	5	6
40.101.503	4,0 x 5,8	5	6
40.101.504	4,0 x 7,9	4	6
40.101.505	4,8 x 3,8	4	6
40.101.506	4,8 x 5,1	3	6
40.101.507	4,8 x 8,6	3	6
40.101.508	4,8 x 12,5	2	6
40.101.509	4,8 x 15,0	2	6
40.101.510	6,4 x 7,6	2	6

MAST FITTINGS



- With reinforced eye
- For masts with Ø 51mm - 64mm
- SS AISI 316

Art.no	Man. no
69.510.604	RF604



- With 12mm extra strong eye
- For masts with Ø 76mm - 115mm
- SS AISI 316

Art.no	Man. no
69.510.146	RF146



- For fastening cables to the mast
- Length 51mm
- Eye Ø 6,4mm
- Safety pin Ø 6,4mm
- SS AISI 316

Art.no	Man. no
69.500.347	RF347



- For fastening cables to the mast
- Length 64mm
- Eye Ø 9,5mm
- Safety pin Ø 8mm
- SS AISI 316

Art.no	Man. no
69.500.348	RF348



- For fastening cables to the mast
- Length Ø 76mm
- Eye Ø 2 x 5mm
- Safety pin Ø 5mm
- SS AISI 316

Art.no	Man. no
69.510.043	RF43A



- For fastening cables to the mast
- Length 38mm
- Eye Ø 5mm
- Safety pin Ø 6,4mm
- SS AISI 316

Art.no	Man. no
69.510.189	RF1189

BOOM FITTINGS

RONSTAN



- 12 Holes connection, 5mm holes
- SS AISI 316

Art.no	Man. no
69.500.135	RF135



- Height 64mm
- 4x Ø 5mm fixing holes
- SS AISI 316

Art.no	Man. no
69.500.180	RF180



- Height 55mm
- 4x Ø 5mm fixing holes
- SS AISI 316

Art.no	Man. no
69.500.181	RF181

BOOM BRACKETS

RONSTAN

- Stainless Steel AISI 316



Art.no	Type	Width mm	Length mm	Thickness mm
67.671.045	RF1045	65	80	6,4
67.671.046	RF1046	70	100	6,4
67.671.047	RF1047	80	125	7,9
67.671.048	RF1048	115	155	9,5

MAST STEP SS AISI 304

Talamex



- Mast step of SS AISI 304 plate material
- Electrolytically polished and equipped with nylon coating on step
- Foldable
- Step 108mm x 25mm
- Mounting plate 85mm x 60mm

For safety reasons, mast steps should be used only in connection with a boatman chair

Art.no	Description
68.502.005	Mast step SS AISI 304 foldable

MAST STEP SS AISI 316

Talamex



- Mast step of SS AISI 316
- Exceeds only 24mm in folded condition
- Mounting plate 111mm x 47mm

For safety reasons, mast steps should be used only in connection with a boatman chair

Art.no	Description
68.205.010	Mast step SS AISI 316 foldable

3 SPINNAKER POLES

TELESCOPIC POLES

Pfeiffer
Marine

- Anodised aluminium
- Forged fittings
- **Not to be used for spinnaker!**



- Turning the two parts opposite each other locks the system.
- Adjustable length 135cm - 250cm
- Tube Ø 30mm
- For yachts appr. 6,5m
- Weight 1,1kg

Art.no
67.613.000



- Adjustable length 180cm - 350cm
- Tube Ø 30mm
- For yachts appr. 6,5m
- Weight 1,5kg

Art.no
67.613.350



- Heavy duty version
- Locking by spring locking-pin
- Adjustable length 200cm - 380cm
- Tube Ø 40/35mm
- For yachts appr. 8m
- Weight 2,4kg

Art.no
67.614.040



- Heavy duty version
- Locking by spring locking-pin
- Adjustable length 250cm - 450cm
- Tube Ø 50/40mm
- For yachts appr. 9m
- Weight 4,4kg

Art.no
67.614.050



- Heavy duty version
- Locking by spring locking-pin
- Adjustable length 300cm - 550cm
- Tube Ø 60mm
- For yachts appr. 10,5m
- Weight 7,5kg

Art.no
67.614.060

SPINNAKER POLE FITTINGS

Pfeiffer
Marine



- Forged aluminum
- Black anodized

Art.no	Type	Tube Ø mm	For tube out	For tube in
67.668.025	76221	25 x 2,0	25	21
67.668.030	76220	30 x 1,5	30	27
67.668.041	76230	40 x 2,0	40	36



- Forged aluminum
- Black anodized

Art.no	Type	Tube Ø mm	For tube out	For tube in
67.668.050	76242	50 x 2,5	50	45



- Forged aluminum
- Black anodized

Art.no	Type	Tube Ø mm	For tube out	For tube in
67.668.060	76600	60 x 3,0	60	54
67.668.070	76610	70 x 3,0	70	64



- Black anodized
- With automatic opening

Art.no	Type	Tube Ø mm	For tube out	For tube in
67.670.050	76560	50 x 2,5	50	45



- Jockey pole end part

Art.no	Type	Tube Ø mm	For tube out	For tube in
67.672.200	76701	50 x 2,5	50	45

SPINNAKER POLE FITTINGS STAINLESS STEEL

- Forged body
- SS AISI 316
- Stainless Steel pin



Art.no	Man. no	for spipole Ø mm
67.610.600	RF600	25mm
67.610.601	RF601	36mm
67.610.677	RF677	32mm

SPINNAKER POLE FITTINGS



- Spinnaker brace hook screw attachment

Art.no	Man. no
67.610.092	RF92

- SS AISI 316
- Mast Ø 60mm
- Ring Ø 30mm
- Thickness ring Ø 6,4mm



Art.no	Man. no
67.610.030	RF30

- SS AISI 316
- Mast Ø 60mm
- Ring Ø 35mm
- Thickness ring Ø 8mm



Art.no	Man. no
67.610.602	RF602

- Eye on car 32mm track
- Fits on rail 67.506.706 (32mm)
- SS AISI 316



Art.no	Man. no
67.610.701	RC73243

HOLDERS

- SS holder Ø 90mm with connector
- For spipoles
- For railing diameter Ø 25mm
- Sold per pair



Art.no	Description
68.621.090	Spi pole holder

ROPE HOLDER

Who does not like to sleep in peace? The noise of rope ticking against the mast, might very often keep you awake. Pfeiffer has created a good solution to this problem. No more disturbance of the peace with this rope fastener. Just slide it over and fasten it with the also provided binders. No ticking against the mast anymore and no more noise in the harbour, even when it's windy.



Art.no	Description
69.500.500	Rope holder

SHACKLE

- Ø 40mm
- For ropes Ø 10mm



Art.no	Man. no	Colour
19.700.000	PNP197	red
19.700.001	PNP197	green

RIGGING ADJUSTERS

- SS AISI 316
- Length 174mm
- Stud Ø 6,4 mm
- Can be adjusted every 10mm over a total length of 115mm



Art.no	Man. no
44.400.000	RF444

RIGGING ADJUSTERS

- SS AISI 316
- Adjustable per 4mm over 64cm
- Total length 115mm
- With 3 pins diameter Ø 4,8mm
- Max. wire Ø 3mm



Art.no	Man. no
09.299.005	RF2331

3 RIGGING SCREWS

FAST-PIN



- SS AISI 316

Art.no	Man. no	D mm	L mm	Pcs
09.911.310	RF5310	4,8	12,5	1

STRIPS



- SS AISI 316

RF39
RF39A
RF112



Art.no	Man. no	Length mm	Width mm	Hole Ø mm	Package pcs
67.674.039	RF39	92,0	15,9	6,6	1
67.674.040	RF39A	915,0	12,7	5,0	1
67.674.112	RF112	896,0	19,0	8,1	1
67.674.047	RF47	203,0	25,0	6,4	5
67.674.192	RF192	76,0	16,0	5,0	5
67.674.488	RF488	127,0	19,0	5,0	1
67.674.027	RF27	48,6	16,0	5,0	10

V-JAMMER



- Stainless Steel
- Horizontal mounting
- Diameter Ø up to 6mm

Art.no	Man. no
67.250.494	RF494

TRAPEZE RING WITH BALL BEARING SHEAVE



- SS AISI 316 / A4
- Acetal sheave
- Nylon cheeks
- For line Ø up to 6mm

Art.no	Man. no
74.360.017	RF17

TRAPEZE RING SS



- SS AISI 316
- Ø 5mm
- Length 166mm

Art.no	Man. no
74.360.048	RF48

TRAPEZE HANDLES



- Strong nylon

Art.no	Man. no	Pcs
74.360.173	PNP 171	2

PARREL BEADS



- Colored beads for marking of control lines
- Ø 32mm
- Hole Ø 6mm

Art.no	Man. no	Colour	Pcs
68.902.001	RF1315	black	10
68.902.003	RF1315	green	10
68.902.004	RF1315	red	10

new SCREW-ON STOPPER BALL



Screw-on Stopper ball of HDPE uses a screw to clamp the ball in the middle of a rope. Ideal as a shock absorber on running rigging and kitesurf brake lines. Use a 3mm allen key to fix & adjust (not included).

Art.no	Man. no	Rope Ø mm	L x W x H mm
67.120.501	PT524	6	20 x 20 x 19
67.120.502	PT525	89	19 x 19 x 20

PARREL BEADS



- Ash wood



Art.no	Ø mm	Hole Ø mm	Pcs
74.802.025	25	11	10
74.802.032	32	11	10
74.802.035	35	14	10

WOODEN HALF MOONS



- Ash wood



Art.no	Size	Hole Ø mm	Pcs
74.803.001	Small	12	1
74.803.002	Medium	14	1
74.803.003	Large	18	1

FACNOR



Facnor offers a complete range of headsail furlers.

- LS: Cruising tack angle
- RX: Racing: Sleek profile design, with removable drum and 90° rotating tack fitting
- FD: Tape furler
- FX+: Gennaker and Code "O" furler/top down furler

Facnor also offers:

- Bowsprits
- Electrical furling systems
- Mainsail furlers
- Facslides

FLATDECK



Flatdeck; The most revolutionary furler system of Facnor. No difficult reef lines but a polyester tape on the drum. As a result, this system doesn't require a high rope drum. The Flatdeck replaces any conventional reef systems with a reef line. The polyester tape always rolls on and off perfectly. For enabling control from the cockpit, a swivel is attached at the end of the webbing. The webbing runs smoothly to the back, because of special sceptor blocks. The drum has an open torlon ball bearing, of which the balls are easy to clean using a flush.

The major advantages of the Facnor Flatdeck:

- The tack of the luff is low on deck.
- No line jamming in the drum.
- Easy control because of large diameter at the drum.

The Flatdeck can be ordered as separate drum or as a complete system (see article numbers beneath).

Complete systems contains: drum, profiles, short link plates, swivel and combined strap/reeflines

As a separate drum, the Flatdeck fits all present Facnor systems with a drum (LS, RX and RC).



RACING

Art.no	Facnor No.	Boat length mtr	Ø Headstay mm	Headstay length m	Extention profile
68.800.110	FD110	up to 9m	6 - 7	10,2	68.701.470
68.800.190	FD190	up to 12m	8	14,4	68.701.471
68.800.230	FD230	up to 13m	10	16,5	68.701.472
68.800.310	FD310	up to 18m	12	18,5	on demand

CRUISING

Art.no	Facnor No.	Boat length mtr	Ø Headstay mm	Headstay length m	Extention profile
68.801.090	FD90	5,5m - 8m	5	8,4	68.700.700
68.801.170	FD170	7,5m - 11m	6 - 7	12,4	67.800.701
68.801.210	FD210	9,0m - 13m	8 - 10	14,4	66.900.702
68.801.280	FD280	11,5m - 18m	12 - 14	16,4	66.000.703

FURL LINES

Reefline/band including swivel, suitable for Facnor FlatDeck roller reef systems.

Art.no	Description
68.800.316	Frl line/web+wb end swivel FD090/FD110
68.800.317	Frl line/web+wb end swivel FD210/FD230
68.800.318	Frl line/web+wb end swivel FD280/FD310
68.800.319	Frl line/web+wb end swivel FD170/FD190



3 FACNOR FURLERS

LS SYSTEMS



The Facnor LS and RX systems are equipped with:

- Longer and reinforced connections
- Smooth sail feeder
- Adjustable furling line guidance
- Better protection of aluminium/stainless steel parts
- Free stroke
- With space for tensioner

Facnor furling systems

Easy to install furling system which uses existing forestay. Designed for easy DIY installation. You don't need to saw because of the included telescopic profile. Also, the systems are maintenance-free, so no lubrication of bearings or other maintenance work. Only flush with fresh water.

If the maximum forestay length is exceeded, expansion profiles of 2 m in length can be ordered. These are made of aluminum from the 6000 series.

These Facnor furling systems are standard without the turn buckle but with furling line kit.

* bottom forestay terminal: removable eye or turnbuckle

excl. turn buckle Art. no.	incl. turnbuckle Art. no.	Facnor no.	Boat length mtr	Headstay Ø mm	Headstay length max. mtr	Extention profile Art. no.	Halyard swivel type
68.700.301	68.700.060	LS60	5,50 - 7,00	5	7,30	68.700.700	C 25
68.700.302	68.700.070	LS70	5,50 - 7,00	5	8,40	68.700.700	C 25
68.700.303	68.700.100	LS100	7,50 - 9,00	6	10,40	67.800.701	C 33
68.700.304	68.700.130	LS130	8,00 - 11,00	6 - 7*	12,40	67.800.701	C 33
68.700.305	68.700.165	LS165	9,00 - 12,00	8 - 10*	12,40	66.900.702	C 39
68.700.306	68.700.180	LS180	10,00 - 13,00	8 - 10*	14,50	66.900.702	C 39
68.700.307	68.700.200	LS200	11,50 - 14,00	10 - 12*	16,50	66.000.703	C 47
68.700.308	68.700.290	LS290	13,00 - 18,00	12 - 14*	18,50	66.000.703	C 47

RX SERIES



The RX-series is the racing-version based on the techniques of the LS and LX systems. The RX series has slim and light profiles and a removable drum.

Only available upon special order.

* necessary to have removable eye or turnbuckle

Type	RX70	RX100	RX130	RX165	RX220	RX260	RX300
Boat length	6,5 - 8m 21' - 24'	7,5 - 8,5m 24' - 29'	8 - 9,5m 28' - 30'	9 - 11,5m 29' - 37'	10- 12,5m 32' - 42'	11,5 - 15m 37' - 49'	13 - 18m 42' - 60'
Max. forestay Ø mm	5*	6*	6	8*	8*	10*	12,7*
Max. forestay Ø inches	5/32"	1/4"	1/4" or 9/32"	5/16"	5/16" or 3/8"	3/8"	1/2"
Section	R14	R14	R14	R24	R26	R26	R34
Type aluminium	Series 6000	Series 6000	Series 6000	Series 6000	Series 6000	Series 6000	Series 6000
Weight per m	451g	451g	451g	555g	555g	641g	991g
Length standard profile	2m	2m	2m	2m	2m	2m	2m
Art. nr. profile	68.701.470	68.701.470	68.701.470	68.701.471	68.701.471	68.701.472	on demand
Halyard swivel	CHD14	CHD14	CHD14	CHD24	CHD24	CHD26	CHD34

FX+ GENAKER FURLER AND CODE 0



The Facnor FX+ furler has been designed to easily furl your gennaker or code 0. FX+ furlers are fitted with quick fastening device, removable furling line.

Optional: anti-twist furling line, snapshackle and block for swivel.

Art.no.	Facnor no.	SWL daN	Boat length ft	Boat length mtr	Max. sail surface
68.700.610	FX+900	900	20 - 30	6 - 10	30m ²
68.700.611	FX+1500	1500	30 - 40	10 - 12	60m ²
68.700.612	FX+2500	2500	40 - 45	12 - 14	100m ²
68.700.613	FX+4500	4500	42 - 55	13 - 16	140m ²
On demand	FX+7000	7000	55 - 70	16 - 20	250m ²
On demand	FX+12000	12000	70+	20+	350m ²
On demand	FX+20000	20000	82+	25+	500m ²

Facnor alu thimble	Rope Ø mm	For	Facnor 2:1 block for swivel	For
68.700.639	10mm	FX+1500	on demand	FX+1500
68.700.640	12mm	FX+2500	68.700.630	FX+2500
68.700.641	16mm	FX+4500	68.700.631	FX+4500
on demand	20mm	FX+7000	on demand	FX+7000
on demand	22mm	FX+12000	on demand	FX+12000
on demand	24mm	FX+20000	on demand	FX+20000



FX+ LOCKINGSYSTEM



Optional lockingsystem with which the drum can be locked.

FX+ Lockingsystem	Description
on demand	Ratchet Option 1500
68.700.616	Ratchet Option 2500
68.700.617	Ratchet Option 4500
on demand	Ratchet Option 7000

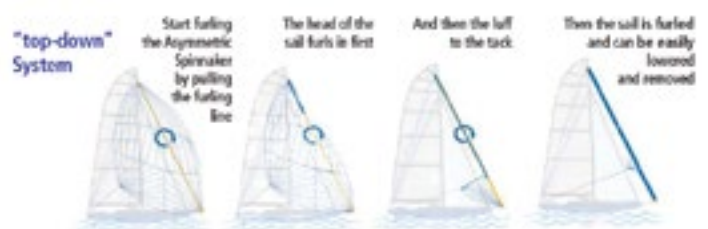


FAST THIMBLE FOR FX+



By adding the Fast Thimble to the Facnor FX + system, you get a Top-Down furler. This is very well suited for the asymmetric spinnaker or gennaker.

By default, there are up to 7 tons, 3 types available. The anti torsion line is custom to order. This system allows one to roll up the sail very quickly, from top to bottom around the anti torsion line.



Fast Thimble	for
68.700.593	FX+1500
68.700.594	FX+2500
68.700.595	FX+4500
on demand	FX+7000



3 FACNOR FURLERS

ANTI TORSION EVO LINE



- Stiff, reinforced with monofil in the cover
- Less than 1% stretch
 - Strong aramid core
 - Extremely low stretch and high breaking strength
 - Color: Black

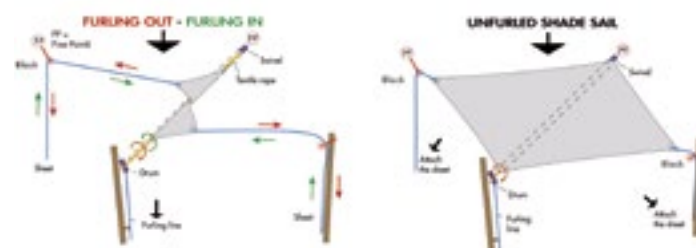
Core: Aramid with monofil in cover
Cover: Polyester mantle 16-way braided
Construction: 16-plaited

* This line is with a sewn eye as desired, only available on order.

Art.no	Ø mm	Breakingload in daN
01.609.008	8,0	3300
01.609.010	10,5	4000
01.609.011	11,0	4100
01.609.013	13,0	5000

Art.no	Description
68.700.596	Clamp for anti-twist rope 9mm
68.700.597	Clamp for anti-twist rope 11mm
68.700.598	Clamp for anti-twist rope 13mm
68.700.599	Clamp for anti-twist rope 15mm

FX SUN SHADE SAILS



Simple system to easily furl your sail in or out.
 The sail is stored when rolled.
 It is made out of the best materials and is maintenance free.

Set consists of:

- Swivel
- Drum
- Shackles

Art.no	Description
68.700.901	Furling kit FXS 90 MECA
68.700.902	Furling kit FXS 150 MECA
68.700.903	Furling kit FXS 250 MECA

Complete set, consisting of:

- Swivel, drum, shackles
- 2x terminal fittings + anti torsional rope not assembled
- Split reef line + round thimble + shock-cord + cleat + eye strap

Art.no	Description
68.700.911	FXSun Kit FXS90 Complete
68.700.912	FXSun Kit FXS150 Complete
68.700.913	FXSun Kit FXS250 Complete



SPARCRAFT BOWSPRITS



Aluminium bowsprits for sailing with gennaker, a-symmetrical- and/or Code 0 spinnakers. Standard equipped with end fittings, 2 deck fittings and fixing plate.

Complete series deliverable on demand.



Art.no	Ø mm	Length mm	A-symmetric m ²	Gennaker & Code0 m ² *
68.703.070	70	1600	60	37
68.703.080	80	1800	82	52
68.703.090	90	1900	102	65
68.703.100	100	2000	130/150	105

* when a water stay is used

Kit for mounting Facnor furler to bowsprit.

Art.no	Description
68.703.170	tube Ø 70mm for FX+1500-2500
68.703.180	tube Ø 80mm for FX+2500-4500
68.703.190	tube Ø 90mm for FX+4500-7000
68.703.200	tube Ø 100mm for FX+ 4500-7000

Solid sheave for FX+ 4500-7000 deliverable on demand.

Art.no	Description
68.700.591	Solid sheave SSH1500 for FX+/Fast FX+1500
68.700.592	Solid sheave SSH2500 for FX+/Fast FX+2500



UNIVERSAL SPI SPECTACLE FOR HALYARDS



When the angle between the trap and the forestay is too small (less than 15°) it is recommended to order a spi to this corner. This will prevent the trap to the forestay.

Art.no	Maat / Type	Ø Eye mm	Rope Ø mm
69.500.350	small	12,0	5, 6, 7, 8, 10
69.500.351	middle	17,6	12, 14, 16
69.500.352	large	22,0	18, 20, 22



FACSLIDE



The Facslide system is an ideal mainsail Full Batten system. By the continuous bearings, the cars run smoothly along the rail. It is easy to put together with rail, head board, batten-and intermediate cars. By default, there are up to 130 m² sail surface 4 systems available. Ask for a free quotation.

Available on order.

Facslide type	Sail surface mono hull	Sail surface multi hull
F.10	45m ²	40m ²
F.20	60m ²	55m ²
F.30	85m ²	70m ²
F.40	130m ²	90m ²



3 FACNOR FURLERS

FACNOR ELECTRIC FURLING SYSTEM EC39 / EC 47



Key features

- Waterproof motorization (compact dimensions for optimized volume)
- Speed = 40 rpm (EC39) & 55 rpm (EC47) at optimal torque
- Optimal torque (see table)
- Option: Circuit Breaker (Necessary for warranty)
- Irreversible WITHOUT drive belt (bronze cogwheel, hardened stainless steel worm screw)

Use

- Comfortable in use, simple press button «in/out»
- Quick furling in of the Genoa - 35 to 45 seconds
- No specific maintenance
- Foredeck clear for anchor or sheet handlings
- Easy motorization of LS/LX/RX manual systems
- Possibility of turnbuckle adjustment thanks to telescopic section – Facnor exclusivity

Model	Voltage	Boat length	Forestay ø	Section / Swivel	Forestay length	Power	Optimal Speed	Optimal Torque	Optimal Amps	Maximal Torque
EC39	12V	9 - 12m	8 or 10,0mm	SX39 / C39	14,5 or 16,5m	400W	40 rpm	45Nm	40A	115Nm
EC47	24V	12 - 18m	12 or 12,7mm	SX47 / C47	18,5 or 20,5m	800W	55 rpm	55Nm	40A	135Nm

SPARCRAFT BACKSTAY ADJUSTER



Art.no.	A mm	B mm	C mm	D mm	E mm	F mm	G mm	H mm	I mm
09.600.025	259	10,6	13	22	20	13	260	35,5	56
09.600.026	259	10,6	13	22	20	13	370	35,5	56
09.600.027	317	12,8	16	28	28	16	579	43,0	70
09.600.028	317	12,8	16	28	28	16	579	43,0	70
09.600.029	317	12,8	16	28	28	16	579	43,0	70

Art.no.	Sparcraft no.	Ø Pin mm	Length (J) Max/Min	Ø Thread mm	Stroke mm	Description
09.600.025	44120.100.010	Ø10	460 / 315	5-6	145	N°10 Middle
09.600.026	44120.100.011	Ø10	670 / 420	5-6	250	N°10 Long
09.600.027	44120.100.014	Ø12	850 / 650	6-7-8	200	N°12 Short
09.600.028	44120.100.015	Ø12	930 / 650	6-7-8	280	N°12 Middle
09.600.029	44120.100.013	Ø12	1000 / 650	6-7-8	350	N°12 Long

JIB FURLERS



- Suits small dinghies and catamarans
- Maximum water displacement 680kg
- Ball bearing top swivel (SS AISI 316)
- For rope Ø 3mm - 4mm
- Breaking load 1700kg



Art.no	Man. no.	Description
68.710.001	RF76	Drum



Art.no	Man. no.	Description
68.710.010	RF78B	Swivel



Art.no	Man. no.	Description
68.710.077	RF78A	Ball bearing top swivel

STANCHION LEAD BLOCK



- Ø: 25mm
- U.V. stabilized acetal disc and nylon casing



Art.no	Man. no.
68.751.003	RF3

JIB FURLERS



- For yachts up to 7,5m
- Maximum water displacement 1500kg
- Ball bearing top swivel (SS AISI 316)
- Drum for rope Ø 5 - 6mm
- Breaking load 2600kg



Art.no	Man. no.	Description
68.720.001	RF1246	Drum



Art.no	Man. no.	Description
68.720.010	RF1247	Ball bearing swivel

TOGGLES



Compact aluminium ball bearing swivel.
5mm SS shackle included.



Art.no	Length mm	Ø mm	SWL daN	BL daN
68.711.000	110	35	500	1000

3 JIB ROLLERS/SAIL BATTENS

STANCHION AND DECK FAIRLEAD



- Deck fairlead
- Hole size rope \varnothing 18mm
- Supplied with washer and nut (M10)
- Duplex stainless steel

Art.no
68.751.004



- Articulated fairlead
- Hole size rope \varnothing 20mm
- For stanchion 25mm - 28mm
- Duplex stainless steel

Art.no
68.751.005



- Single fairlead
- Hole size rope \varnothing 20mm
- For stanchion 25mm
- Duplex stainless steel

Art.no
68.751.006



- Twin fairlead
- Hole size rope \varnothing 20mm
- For stanchion 25mm
- Duplex stainless steel

Art.no
68.751.007

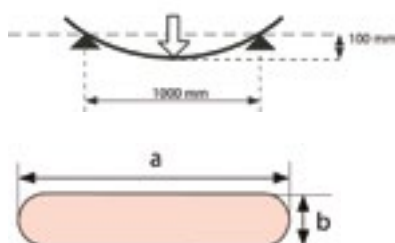


- Twin fairlead
- Hole size rope \varnothing 20mm
- For stanchion 28mm
- Duplex stainless steel

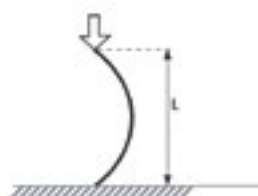
Art.no
68.751.008

SAIL BATTENS

HORIZONTAL BENDING LOAD



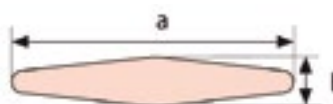
VERTICAL BENDING LOAD



- White sail battens made of glass fibre reinforced plastic
- Light weight
- Available in two different types

Cross section: rectangle, rounded edges

Art.no	A mm	B mm	Length m	Weight gr/mtr	Bending load horizontal g	Bending load vertical L=1m g	Bending load vertical L=2m g	Pcs
74.900.009	9	2,5	2	40	260	500	<100	5
74.900.018	18	2,0	2	70	320	400	<100	5
74.900.024	24	2,5	2	110	660	1100	200	5
74.900.050	50	4,0	2	355	2655	5100	1100	5



Cross section: Rhomboid, rounded edges

Art.no	A mm	B mm	Length m	Weight gr/mtr	Bending load horizontal g	Bending load vertical L=1m g	Bending load vertical L=2m g	Pcs
74.900.015	15	3,0	2	70	420	600	200	5
74.900.240	24	4,0	2	135	1185	2100	500	5
74.900.031	30	3,0	2	155	1155	2000	400	5
74.900.040	40	4,0	2	280	2080	3600	500	5

PROTECTOR CAPS FOR SAIL BATTENS FLEXIBLE



Art.no	Width mm	Colour	Pcs
74.910.009	9	white	25
74.910.016	15	white	25
74.910.020	18	white	25
74.910.030	30	white	25
74.910.040	40	white	25
74.910.250	25	blue	10
74.910.050	50	blue	10

PROTECTOR CAPS FOR SAIL BATTENS



Art.no	Description	Pcs
74.910.024	24mm x 2,5mm, rectangle	25
74.910.025	25mm x 4,0mm, rhomboid	25

SAIL SHACKLE



- Nylon, white



Art.no	Man. no	Type	Size mm	Pcs
74.833.063	PNP63	screw on closure	12mm x 8mm	20



Art.no	Man. no	Type	Size mm	Pcs
74.833.081	PNP18A	snap on closure	11mm x 8mm	20
74.833.182	PNP18B	snap on closure	12,7mm x 8mm	20

PISTON HANKS



- Brass
- Swedish type



Art.no	Man. no	Horn length mm	Eye Ø mm	Pcs
74.804.040	1126	40	7,0	10
74.804.050	1127	50	9,0	10
74.804.060	1128	60	12,0	10
74.804.070	1129	70	15,0	10
74.804.080	1130	80	17,0	10
74.804.090	1131	90	21,0	5
74.804.100	1132	100	25,5	5

SLIDES



- For 1/4" (6,4mm) wire
- Length: 50mm
- Made from UV stabilized nylon with brass pen



Art.no	Man. no	Pcs
74.832.001	PNP88A	1

SLIDES



- Made of high-impact, UV stabilized nylon
- With a coating of PTFE and silicone for minimum slip resistance



Art.no	Type	Type	Ø mm	Thickness mm	Pcs
74.832.009	PNP29T	Round	9	4	20
74.832.010	PNP18T	Round	10	5	20
74.832.012	PNP17T	Round	12	4	20



Art.no	Type	Type	Width mm	Pcs
74.832.016	PNP27T	Flat	16	20
74.832.022	PNP28T	Flat	22	20

3 SAIL REPAIR TAPE / SPINNAKER TAPE

SPINNAKER REPAIR



- Self adhesive for spinnaker

Art.no	Colour	Width mm	Length m
11.390.001	white	50	4,5
11.390.003	pale blue	50	4,5
11.390.005	orange	50	4,5
11.390.007	red	50	4,5
11.390.009	black	50	4,5
11.390.011	royal-blue	50	4,5
11.390.013	yellow	50	4,5
11.390.015	green	50	4,5
11.390.016	pink	50	4,5
11.390.017	magenta	50	4,5
11.390.018	lilac	50	4,5
11.390.019	sea green	50	4,5
11.390.020	fluo yellow	50	4,5
11.390.021	grey	50	4,5
11.390.023	dark blue	50	4,5
11.390.025	charcoal	50	4,5

DACRON® SAIL REPAIR PATCH



Two strong patches for double-sided use on sails for larger repairs. Use the colours for repairs to boat covers and spray hoods

Art.no	Colour	Width cm	Length cm
11.391.005	white	24	37
11.391.131	black	24	37
11.391.132	red	24	37
11.391.133	blue	24	37
11.391.134	navy blue	24	37


TELL TALES



- Set contains:
- 8 red tell tales
 - 8 green tell tales
 - 16 self adhesive discs

Art.no
11.391.115

KEVLAR REPAIR TAPE



- Repair tape for kevlar sails

Art.no	Colour	Width mm	Length m
11.393.000	gold/clear	75	1,5
11.393.001	black/clear	75	1,5

KEVLAR SAIL REPAIR PATCH



- Repair kit for kevlar sails, per pair

Art.no	Colour	Width cm	Length cm
11.391.150	gold/clear	24	37
11.391.151	black/clear	24	37

MAIN TALES



Similar to telltales fitted to genoa luffs the Main-Tales should be fitted at intervals along the leech of the mainsail so that you can accurately trim the mainsail when sailing upwind or on a reach.

- Pack Size:
- 8 x Dacron discs
 - 8 x Ripstop nylon strips)

Art.no	Description
11.391.116	black/red

HEAVY DUTY REPAIR TAPE



- Self-adhesive Polyamide tape for permanent sail repairs
- Seawater and weather resistant

Art.no	Colour	Width mm	Length m
11.391.001	white	50	2
11.391.002	white	100	2

MYLAR TAPE



- Mylar repair tape
- UV and sea water resistant



Art.no	Colour	Thickness μ	Width mm	Length m
11.392.003	transparent	25	50	3
11.392.004	transparent	50	150	3

KITE TAPE



- Self-adhesive
- Tear-resistant nylon rip-stop tape
- Extremely suitable for the sailor and/or kite surfer with a small tear in his or her sail, which requires direct repair



Art.no	Colour	Width mm	Length m
11.392.100	white	150	2,5
11.392.101	black	150	2,5
11.392.102	red	150	2,5
11.392.103	magenta	150	2,5
11.392.104	light blue	150	2,5
11.392.105	yellow	150	2,5
11.392.106	grey	150	2,5
11.392.108	dark blue	150	2,5
11.392.110	charcoal	150	2,5

DACRON® WAVE TAPE



- Dacron® tape designed to prevent the leech on an older sail from folding over and possible tearing-reducing performance
- This adhesive tape is waterproof after appr. 1 hour at at least 21°C



Art.no	Colour	Width mm	Length m
11.392.150	white	75	3
11.392.151	black	75	3
11.392.152	gold	75	3

DACRON® INSIGNIA CLOTH



- Dacron® cloth in 4 colours
- For affixing markings
- For repair of high-loaded parts of sails or tarpaulins



Art.no	Colour	Width mm	Length m
11.391.006	white	75	1,5
11.391.007	black	75	1,5
11.391.008	red	75	1,5
11.391.009	blue	75	1,5

SILICONE EMERGENCY TAPE



Originally developed by the US Army, this silicone tape provides a reliable solution for sealing leaks in water and/or exhaust systems in case of an emergency on board. Very effective at temperatures from -50°C to +260°C. Silicone tape isolates also up to 8000 volts per unstretched layer. The breaking strength is tested up to 700psi, and the tape close leaks (6 bar) to effectively 85psi.

- Resistant to mild acids, fuels, oils, solvents, ozone, UV and flame
- Many applications in case of emergency to get you home safely without undue damage to your ship
- Always apply tape with 50% overlap and at least 100% stretch

Art.no	Colour	Width mm	Length m
34.311.100	white	25	3
34.311.101	black	25	3
34.311.102	blue	25	3

SPREADER TAPE



Protects your sails from damaging by spreader-ends, stanchions, railing etc.



Art.no	Colour	Width mm	Length m
34.318.000	black	25	10
34.318.001	white	25	10
34.318.002	silver	25	10

3 SAIL REPAIR TAPE / SPINNAKER TAPE

SPREADER TAPE



- UV- resistant
- Does not leave any residu

Art.no	Colour	Width mm	Length m
34.318.003	light grey	25	10

PSP RIG-WRAP TAPE



- Friction Free Surface
- 100% Stretch
- UV and Temperature Resistant

Art.no	Colour	Width mm	Length m
34.318.004	transparent/opaque	25	5

TEFLON ANTI CHAFE PATCH



Anti chafe patch usable at bollards to reduce the damage of the mooring lines. Easy to adjust to the size you like.

- Each package contains:
- Two patches 125mm x 150mm
 - One patch 100mm x 125mm
 - One patch 75mm x 125mm

Art.no	Colour
11.391.105	transparent/opaque

CLEAR ANTI-CHAFE TAPE



- Prevents damage to gelcoat, paints and varnishes
- Reduces friction in places where the chance of wear is highest, such as blocks, ropes and sails

Art.no	Colour	Thickness µ	Width mm	Length m
11.391.106	clear	130	50	3
11.391.107	clear	250	50	2

LEAK STOP



- Stops leaking on almost every material, for instance: rubber, plastic, brass and steel
- Usable for repairing water/oil/gas hoses etc.
- Easy to fit and ready in 30min
- Package contains: Fiberglass band, epoxy stick and latex gloves

Art.no	Description	Width mm	Length m
11.391.122	roll	50	1,5
11.391.123	roll	75	2,7

MAST COLLAR TAPE



- Self amalgamating tape
- To seal/waterproof around a mast boot / gaiter where mast passes through the deck

Art.no	Colour	Width mm	Length m
34.311.001	white	100	1,5
34.312.002	black	100	1,5

UV (RESISTANT) DUCK TAPE



- Allround multi purpose high tensile cloth tape
- Strong adhesive tape will stick to most surfaces, yet is removable cleanly without any sticky residue
- Resistant to UV light and weather conditions
- For temporary repairs

Art.no	Colour	Width mm	Length m
14.402.000	light grey	50	5

new UV (RESISTANT) DUCK TAPE



- Allround multi purpose high tensile cloth tape
- Strong adhesive tape will stick to most surfaces, yet is removable cleanly without any sticky residue
- Resistant to UV light and weather conditions
- For temporary repairs

Art.no	Colour	Thickness mm	Width mm	Length m
14.400.140	grey	2	15	3

WATERPROOF CLOTH/DUCKTAPE



- Self-adhesive, watertight
- For emergency repairs of canoes inflatables, sailing gear and taping of spreaders, rigging screws, etc.



Art.no	Colour	Width mm	Length m
14.403.600	black	38	5
14.403.800	silver	38	5
14.405.610	black	50	10
14.405.810	silver	50	10
14.405.625	black	50	25
14.405.825	silver	50	25
14.405.650	black	50	50
14.405.850	silver	50	50
14.404.000	white	50	5
14.404.010	clear	50	5
14.404.100	blue	50	5
14.404.200	yellow	50	5
14.404.300	red	50	5
14.404.400	green	50	5
14.404.600	black	50	5
14.404.800	silver	50	5

DUAL-LOCK FASTENER (VELCRO)



- Very strong self-adhesive dual-lock tape for securing e.g.: cushions and a multitude of applications



Art.no	Colour	Width mm	Length mm
34.313.500	transparent	25	125

BACK TO BACK



- Velcro, closure on both sides
- Easy and fast securing/bundling
- Can be used, among other things, for tying sails or halyards



Art.no	Colour	Width mm	Length m
34.313.020	white	25	2
34.313.021	black	25	2

VELCRO TAPE



- Self-adhesive hook-and-loop tape for many purposes



Art.no	Colour	Width mm	Length m
34.314.025	black	25	1
34.314.125	white	25	1

DOUBLE-SIDED TAPE



- Strong double-sided tape
- Suitable for short or long-term purposes on boards



Art.no	Colour	Width mm	Length m
14.404.810	clear	50	5

7 DAY BLUE MASKING TAPE



- High performance paper masking tape for interior and exterior use
- Cleanly removable up to 7 days



Art.no	Colour	Width mm	Length m
34.321.125	blue	25	25

80°C MASKING TAPE



- Masking tape in marine quality
- For professional use
- Heat resistant up to 80°C



Art.no	Colour	Width mm	Length m
34.221.018	natural	18	25
34.221.024	natural	25	25

3 SAIL REPAIR TAPE / SPINNAKER TAPE

SELF AMALGAMATING TAPE



For taping rigging screws, through-hull connectors or electrics wiring. The tape has no self adhesive side but by stretching the tape till half of the width and by applying the tape overlapping itself under tension, a remoulding process results in a waterproof sealing after one hour.

Art.no	Colour	Width mm	Length m
14.400.019	black	19	5
14.400.119	white	19	5
14.400.025	black	25	5
14.400.125	white	25	5

VINYL FOAM TAPE



- Self-adhesive tape
- For mounting windows, deck equipment etc.

Art.no	Colour	Thickness mm	Width mm	Length m
34.313.000	black	3	19	3
34.313.002	black	3	25	3
34.313.001	black	6	25	3

VINYL FOAM TAPE DOUBLE SIDED ADHESIVE



- Strong double sided adhesive tape for permanent fixtures
- The product uses the classic PVC bear foam, which provides a compressible tape to fill any void between two uneven rigid surfaces, thus preventing vibration or partial contact of the adhesive surfaces
- Available in 1mm & 3mm thickness

Art.no	Colour	Thickness mm	Width mm	Length m
34.313.010	black	1	19	5
34.313.011	black	3	19	3
34.313.012	black	3	25	3

PTFE TAPE



- Tape for plumbing on board
- For pipes and fittings with thread

Art.no	Colour	Width mm	Length m
34.315.000	white	12	12

ELECTRICAL TAPE



- PVC tape
- For marking or taping of electronics wires

Art.no	Colour	Width mm	Length m
34.316.001	white	19	20
34.316.003	zwart	19	20
34.316.005	blue	19	20
34.316.007	red	19	20
34.316.009	yellow	19	20
34.316.011	green	19	20

Sales display: 4 rolls per colour.

Art.no	Colour	Width mm	Length m
14.411.000	assorted	19	4,5

MONSTER TAPE



- Extremely strong
- Resistant to UV light, salt water
- Works comfortably at temperatures -40°C - 100°C
- High performance adhesive on one side
- Multipurpose tape for repairs on board all crafts - sail, power, kite, surf, vehicles, caravans, campers and in many other activities

Art.no	Colour	Width mm	Length m
34.321.126	transparent	75	1,5

VENTILATION TAPE



- Seal joints in ventilation hoses & ducting join foil faced insulation panels
- Use in engine rooms.
- With service temperature to 120°C
- Use as temporary exhaust bandage



Art.no	Colour	Width mm	Length m
34.321.128	silver	50	7

EXIT TAPE PHOTOLUM



- Glow in the Dark tape
- Complies with the ISO standard 15370
- Can be used, among other things, for the indication of escape routes and markings on board



Art.no	Width mm	Length m
11.391.100	50	1

SOFT-GRIP



- Soft rubber tape with watertight glue
- Can be removed easily without any residu
- Very suitable for dinghy racers
- Feels very comfortable on bare feet




Art.no	Colour	Width mm	Length m
84.109.257	black	50	4
84.109.258	grey	50	4
11.391.140	black	100	2
11.391.141	grey	100	2

GRIP FOAM



- A strong, soft foam with a high performance waterproof adhesive
- Providing extra grip with added comfort to any flat or profiled surface



Art.no	Colour	Width cm	Length cm	Pcs
11.391.145	blue	9,5	30	2
11.391.146	grey	9,5	30	2

GRIP KIT



- Self adhesive, soft rubber grip tape to secure the ends
- Used for ski and kite handles, tiller extensions
- Spirally wrapped around poles to provide grip on dinghies, yachts etc



Art.no	Colour	Width mm	Length m
71.320.000	black	30	1,8

REGATTA COURSE CARDS



- Self-adhesive, watertight and write-on stickers
- Just note the cours of the race on shore, remove the protective foil and stick it in your boat
- Remove the sticker without leaving any residu



Art.no	Description	Pcs
14.402.050	Regatta charts	15

3 SAIL REPAIR TAPE / SPINNAKER TAPE

COVELINE-TAPE/DECORATION-TAPE



- Very strong waterproof tape
- Can be used both for the water line as a decoration tape

Art.no	Colour	Width mm	Length m
34.308.415	gold matt	15	15
34.308.520	navy blue	19	15
34.308.521	black	19	15
34.308.522	anthracite	19	15
34.308.519	red	19	15
34.308.619	blue	19	15
34.308.719	white	19	15
34.308.819	gold matt	19	15
34.308.820	navy blue	25	15
34.308.821	black	25	15
34.308.822	anthracite	25	15
34.308.823	white	25	15
34.308.824	blue	25	15
34.308.825	red	25	15
34.308.826	gold matt	25	15

COLOUR STRIPE WATERLINE/ DECORATION TAPE



- Very strong triple tape
- Can be used both for the water line as a decoration tape

Art.no	Colour	Width mm	Length m
34.309.019	white	19	10
34.309.119	blue	19	10
34.309.319	red	19	10
34.309.519	black	19	10
34.309.719	silver	19	10
34.309.725	red	44	10
34.309.726	navy blue	44	10
34.309.727	blue	44	10

GO-FAST WATERLINE-TAPE



- Especially designed for speed boats
- The three different colours are separated by a space for the colour of the hull to be seen
- Waterproof

Art.no	Colour	Width mm	Length m
34.320.001	red-white-blue	27	10
34.320.002	red-orange-yellow	27	10


WATERLINE TAPE



- Especially designed for speed boats
- The colours are not separated
- Waterproof

Art.no	Colour	Width mm	Length m
34.310.010	orange-red-red brown	39	10
34.310.110	navy/blue/light blue	27	10

WATERLINE-BAND



- 1 colour
- Waterproof

Art.no	Colour	Width mm	Length m
34.310.320	red	20	20
34.310.020	white	20	20
34.310.120	blue	20	20
34.310.620	black	20	20
34.310.701	white	50	16
34.310.702	black	50	16
34.310.703	red	50	16
34.310.704	navy	50	16
34.310.705	blue	50	16

RETRO REFLECTIVE TAPE



- Self-adhesive tape
- Ideal for the detection at night
- Colors reflect in the beam of light
- Suitable for tender, trailer, etc.

Art.no	Colour	Width mm	Length m	Pcs
34.305.020	white	25	2,5	2
34.305.126	red	25	2,5	2
34.305.226	yellow	25	2,5	2
34.305.025	white	50	2,5	1
34.305.150	red	50	2,5	1
34.305.250	yellow	50	2,5	1

SOLAS RETRO-REFLECTIVE TAPE



- Used internationally for life saving products
- Noticable from a far distance, tested quality product that will not wear easily
- SOLAS-approved
- Self-adhesive

Art.no	Colour	Width mm	Length m
34.317.101	silver	50	1

REFLECTING SAFETY TAPE



- Safety tape for sewing or gluing
- According to BS6629
- Fire retardant, so suitable for police, fire brigade or rescue workers



Art.no	Colour	Width mm	Length m
34.317.001	white	50	1
34.317.002	yellow	50	1
34.317.003	red	50	1

NEEDLES



- 5 different needles per blister



Art.no	Man. no	Blisters per package
11.122.000	131107	10

PRYM-VARIO-PLIERS



- Tool for sail symbols and press studs
- Individual tools in the product packaging included



Art.no
11.123.000

SAIL THIMBLES



- Brass nickel plated
- 50 pcs per blister
- Ring Ø 4mm
- Without contra-ring
- Tools included



Art.no	Man. no	Blisters per package
11.106.004	542400	5

- Brass
- 15 pcs per blister
- Ring Ø 11mm
- Tools included



Art.no	Man. no	Blisters per package
11.105.000	541371	5

- Brass-nickel plated
- 15 pcs per blister
- Ring Ø 11mm
- Tools included



Art.no	Man. no	Blisters per package
11.105.001	541370	5

- Brass
- 10 pcs per blister
- Ring Ø 14mm
- Tools included



Art.no	Man. no	Pcs
11.105.014	541373	5

- Brass nickel plated
- 40 pcs per blister
- With contra-ring
- Ring Ø 5mm
- Tools included



Art.no	Man. no	Blisters per package
11.106.005	542410	5

- Brass nickel plated
- 24 pcs per blister
- Ring Ø 8mm
- Tools included



Art.no	Man. no	Blisters per package
11.107.000	541374	5

TOURNIQUETS



- Incl. thimbles, rings and screws
- Ring Ø 33mm
- 4 pcs per blister



Art.no	Man. no	Blisters per package
11.109.000	545510	5

RIVETS



- Brass nickel plated
- 24 pcs. per blister
- Tools included

Art.no	Man. no	Blisters per package
11.111.000	403105	5

PUSH BUTTONS



- Nickel plated
- Ring Ø 15mm
- 10 pcs per blister
- Tools included

Art.no	Man. no	Blisters per package
11.118.000	390301	5



- Brass nickel plated
- Ø 15mm
- Screw on wood
- 10 pcs per blister
- Tools included

Art.no	Man. no	Blisters per package
11.118.001	390211	5



- Brass nickel plated
- 10 pcs per blister
- Rings Ø 15mm
- Tools included

Art.no	Man. no	Blisters per package
11.119.000	390201	5

RIVETS



Brass nickel plated. For fastening belts, tyres and other thick materials.

- Material thickness 3 - 4mm
- 20 pcs per blister

Art.no	Man. no	Blisters per package
11.120.003	403150	5

- Material thickness 4 - 6mm
- 15 pcs per blister

Art.no	Man. no	Blisters per package
11.120.004	403151	5

- Material thickness 6 - 9mm
- 8 pcs per blister

Art.no	Man. no	Blisters per package
11.120.006	403152	5

new SNAPFASTNER SET LOXX



Brass nickel plated snapfastners with screws and mini tool. Set exists of: 2 snapfastners, 2 screws (4,2mmx16mm) and 1 minitool

Art.no	Description
11.100.002	Snapfastner set Loxx

new DRUKKNOPEN SET LOXX



Brass nickel plated snapfastners for fabric such as sprayhoods and bimini's.

Art.no	Packing	Content package
11.100.003	Blister	4 pcs with mini tool
87.100.003	Bulk	100 pcs
87.100.008	Bulk	100 pcs Heavy Duty

new SCREWS LOXX



Brass nickel plated screws for Loxx snapfastners. Dimensions screw: 4,2mm x 16mm.

Art.no	Packing	Content package
11.100.004	Blister	4 pcs with mini tool
87.100.004	Bulk	100 pcs

new BOLTS LOXX



Brass nickel plated bolts for Loxx snapfastners.
Dimension bolt: 5mm x 10mm.



Art.no	Packing	Content package
11.100.005	Blister	4 pcs with mini tool
87.100.005	Bulk	100 pcs

new LOWER FABRIC PART LOXX



Brass nickel plated lower fabric part for Loxx snapfastners, this part makes it possible to connect two pieces of fabric together.



Art.no	Packing	Content package
11.100.006	Blister	4 pcs with mini tool
87.100.006	Bulk	100 pcs

new OVAL DECK PLATE LOXX



Brass nickel plated deck plate (TBR) voor Loxx snapfastners.
Size deck plate L x W x H:
34,2mm x 11mm x 8,9mm.



Art.no	Packing	Content package
11.100.007	Blister	4 pcs with mini tool
87.100.007	Bulk	100 pcs

PRESS STUDS (TENAX)



- Nickel plated brass
- 2 pcs. per blister
- Including tools



Art.no	Pcs
11.110.001	6

PLASTIC GROMMETS

- Easy-to-assemble grommets
- Ø 15mm
- 12 pcs per chart



Art.no	Colour	Charts per package
11.104.001	blue	6
11.104.002	white	6
11.104.003	black	6

3 TARPAULIN/AWNINGS

TARPAULIN

- Material of the best industry-quality of 100% PE
- Tear resistant, sturdy and durable
- Foldable and always smooth, even when it's cold!
- Extra strong by a solid PP-line in the zoom
- Fully stainless eyes, distance 100cm
- Weather resistant, does not perish and is resistant to chemicals
- Waterproof
- Washable, double sided coated
- All seams double fabric
- 3 Tissue thicknesses available
- Color: white translucent

Strong plans

Art.no	Weight	Cutting sizes mtr
31.171.201	100g/m ²	2 x 3
31.171.301	100g/m ²	3 x 4
31.171.302	100g/m ²	3 x 5
31.171.401	100g/m ²	4 x 5
31.171.407	100g/m ²	4 x 6
31.171.501	100g/m ²	5 x 6
31.171.601	100g/m ²	6 x 8
31.171.607	100g/m ²	6 x 10
31.171.801	100g/m ²	8 x 10
31.171.901	100g/m ²	10 x 12

AWNING



- Cockpit tent made of 100% polyester cloth
- UV-resistant and light water repellent
- The cockpit tent is primarily intended to protect against the sun
- Tent is provided on both sides with fastening eyes and on the back of the center of a zipper for transit of the faucet line

Art.no	Width cm	Length cm	Colour	Zipper cm
95.900.502	230	260	white	90
95.900.503	290	310	white	110
95.900.504	360	345	white	140



Extra strong plans

Art.no	Weight	Cutting sizes mtr
31.172.201	150g/m ²	2 x 3
31.172.301	150g/m ²	3 x 4
31.172.307	150g/m ²	3 x 5
31.172.401	150g/m ²	4 x 5
31.172.407	150g/m ²	4 x 6
31.172.501	150g/m ²	5 x 6
31.172.601	150g/m ²	6 x 8
31.172.607	150g/m ²	6 x 10
31.172.801	150g/m ²	8 x 10
31.172.901	150g/m ²	10 x 12

Super strong plans

Art.no	Weight	Cutting sizes mtr
31.173.401	250g/m ²	4 x 6
31.173.601	250g/m ²	6 x 8
31.173.607	250g/m ²	6 x 10
31.173.801	250g/m ²	8 x 10
31.173.901	250g/m ²	10 x 12

SUN AWNING



Awning of UV-resistant and water resistant cloth. Triangle shape awning with multiple fixing loops for easy fixing.

Dimensions

- 336cm x 336cm x 290cm

Note

Preferably fix the awning with (4-5mm) shock cords. This prevents the tearing of the fixing eyes due to shock load.

Delivery includes


- Fixing eyes
- Stow bag

Art.no	Colour
95.900.509	white



www.talamex.com

BIMINI TOPS



Bimini tops are usable for open and inflatable boats. Easy to fit and usable in several minutes. A bimini top protects against sun and rain and can be used while using your boat (maximum 35 km/h)

- Ø 20mm
- 2-arms implementation
- Anodized aluminium tube
- Set contains: biminishop, straps and fitting material for polyester boats

Art.no	Width cm	Length cm	Height cm
95.900.230	130	180	110
95.900.231	150	180	110
95.900.232	175	180	110

ALUMINIUM BIMINI TOP



- Bimini top of 20mm anodized aluminum with nylon fasteners
- 3-arms implementation for rigidity
- Equipped with white UV-resistant cloth

Art.no	Width cm	Length cm	Height cm
95.900.330	130	180	110
95.900.331	150	180	110
95.900.332	170	180	110

ACCESSORIES BIMINI TOPS



Art.no	Description	Pcs
95.900.225	Suction discs	2

ACCESSORIES BIMINI TOPS



Art.no	Description	Pcs
95.900.227	Fastening pins	4

new BIMINI TOPS DELUXE 2-BOW



Talamex Bimini Top Deluxe 2-bow is the ideal Bimini Top for small boats and inflatable boats due to its size. This Bimini Top is supplied with 4 straps. Support legs are available as an option.

- 25mm polished aluminum frame with snap-lock system for quick and easy assembly of the Bimini Top
- UV-resistant 600D polyester cloth
- Set consists of 4 straps set, storage cover and plastic fastening material
- The Bimini Top can be mounted with optional support poles (95.900.345), or with telescopic adjustable bimini support poles (95.900.347)

Art.no	Type	Width cm	Length cm	Height cm	Colour
95.900.348	2-bow	110 - 130	152	117	black
95.900.349	2-bow	110 - 130	152	117	navy

BIMINI TOPS DELUXE 3-BOW



Talamex Bimini Top Deluxe 3-bow are very robust

- Ø 25mm
- Polished aluminium frame
- UV-resistant 600D polyester cloth
- Set consists of: 2 support legs, strap set, storage cover and plastic fastening material
- The biminishop can be mounted without support legs, then use extra straps (95.900.345)

Art.no	Type	Width cm	Length cm	Height cm	Colour
95.900.350	3-bow	137 - 152	183	117	black
95.900.351	3-bow	155 - 168	183	117	black
95.900.352	3-bow	170 - 183	183	117	black
95.900.353	3-bow	185 - 198	183	117	black
95.900.354	3-bow	200 - 213	183	117	black
95.900.355	3-bow	216 - 229	183	117	black
95.900.356	3-bow	231 - 243	183	117	black
95.900.357	3-bow	246 - 260	183	117	black
95.900.365	3-bow	137 - 152	183	117	navy
95.900.366	3-bow	155 - 168	183	117	navy
95.900.367	3-bow	170 - 183	183	117	navy
95.900.368	3-bow	185 - 198	183	117	navy
95.900.369	3-bow	200 - 213	183	117	navy
95.900.370	3-bow	216 - 229	183	117	navy
95.900.371	3-bow	231 - 243	183	117	navy
95.900.372	3-bow	246 - 260	183	117	navy

3 BIMINI TOPS

BIMINI TOPS DELUXE 4-BOWS



Talamex Bimini Top Deluxe 4-bow provides more shade due to its height and length and is there for better suited for bigger boats.

- Ø 25mm
- Polished aluminium frame
- UV-resistant 600D Polyester cloth
- Set consists of: 2 support legs, strap set, storage cover and plastic fastening material
- The biminishop can be mounted without support legs, then use extra straps (95.900.345)

Art.no	Type	Width cm	Length cm	Height cm	Colour
95.900.380	4-bow	185 - 198	240	137	black
95.900.381	4-bow	200 - 213	240	137	black
95.900.382	4-bow	216 - 229	240	137	black
95.900.383	4-bow	231 - 243	240	137	black
95.900.384	4-bow	246 - 260	240	137	black
95.900.390	4-bow	185 - 198	240	137	navy
95.900.391	4-bow	200 - 213	240	137	navy
95.900.392	4-bow	216 - 229	240	137	navy
95.900.393	4-bow	231 - 243	240	137	navy
95.900.394	4-bow	246 - 260	240	137	navy

new BIMINI OARLOCK KIT FOR BIMINI



This special bimini kit provides the possibility to mount a bimini holder on the existing oarlock of an inflatable boat. These kits are suitable for all Talamex boats and many other brands with same style of oarlocks. With part.nr 95.900.337 and 95.900.338 you will keep the possibility to keep using the oarlocks for rowing, with the use of only 95.900.339 rowing is no longer possible because the bmini mount is directly placed into the oarlock holder.

Art.no	Ref.	Length A mm	Length B mm	Suitable for
95.900.337	1	140	110	Talamex Aqualine, Greenline, Superlight
95.900.338	2	175	145	Talamex Comfortline, Highline, Silverline
95.900.339	3	-	-	Talamex Highline, Silverline, SLine

BIMINI TOP MOUNTING KIT INFLATABLE BOAT



- Universal mounting kit for inflatable boats
- The set consists of 2 plastic parts which are glued on the inflatable boat
- Use PVC or Hypalon glue Poly's Navy
- The Talamex DeLuxe Bimini Tops fit seamlessly on this mounting kit

Art.no
95.900.340

BIMINI TOP FITTINGS



Plastic parts for Talamex Deluxe Bimini Tops or bimini tops with similar fittings



Art.no	Description	Pcs
95.900.341	Jaw slide nylon Ø 25mm	1



Art.no	Description	Pcs
95.900.342	Bimini hinghe thumb screw	1



Art.no	Description	Pcs
95.900.343	Internal eye end Ø 25mm	1



Art.no	Description	Pcs
95.900.344	Horizontal deck hinge	1



Art.no	Description	Pcs
95.900.345	Adjustable tie-down strap for bimini tops	1



Art.no	Description	Pcs
95.900.346	Support pole Ø 25mm, 78cm, including center conductor and end piece	1

new BIMINI SUPPORTS



Telescopic adjustable bimini support poles.

- Adjustable 66cm/106cm
- Suitable for 2,3 and 4 bow bimini tops
- Tube: Ø25 aluminium
- Fittings reinforced plastic
- Supplied including deckmounts



Art.no	Description
95.900.347	

SPRAYHOOD EQUIPMENT



- Anodized aluminium
- For tube 20mm



Art.no	Description	Man. no	Pcs
72.128.000	Middle	7867001	10



Art.no	Description	Man. no	Pcs
72.129.000	End	7866001	10



Art.no	Description	Man. no	Pcs
72.130.000	Deck plate 56mm x 20mm 15°	7868001	10



Art.no	Description	Man. no	Pcs
72.131.000	Wall mounting	7870001	10

EXTENSIONS FOR SPRAYHOOD TUBE



- Silver anodized aluminium



Art.no	Description	Pcs
72.131.020	for tube Ø 20mm x 2mm	1
72.131.022	for tube Ø 22mm x 2mm	1
72.131.025	for tube Ø 25mm x 2mm	1

3 FOLDING CANOPY FITTINGS

SPRAYHOOD CONNECTORS

Pfeiffer
Marine



- Anodized aluminium
- For tube Ø 20mm

Art.no	Description	Pcs
72.131.009	Hinge	1



Art.no	Description	Pcs
72.131.010	Holder Ø 16mm	1
72.131.011	Holder Ø 20mm	1



Art.no	Description	Pcs
72.131.005	Stopper 32mm	1



Art.no	Description	Pcs
72.131.006	End stop	1



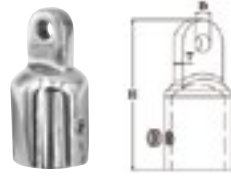
Art.no	Description	Pcs
72.131.008	Slide 65mm	1



Art.no	Description	Pcs
72.131.007	Rail 1,5m; 22mm x 11mm	1

new SPRAYHOOD CONNECTORS

Talamex



- SS AISI 316
- Polished

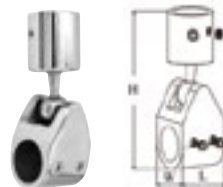
Art.no	Description	Ø mm	D mm	H mm	T mm	Pcs
72.132.501	Top cap	20	6,6	53	7	1
72.132.502	Top cap	22	6,6	56	7	1
72.132.503	Top cap	25	6,6	57	7	1



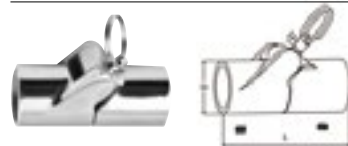
Art.no	Description	Ø mm	D mm	H mm	T mm	Pcs
72.132.505	Top slide	20	M6	7,5	25	1
72.132.506	Top slide	22	M6	7,5	28	1
72.132.507	Top slide	25	M6	7,5	28	1



Art.no	Description	Ø mm	L mm	D mm	H mm	Pcs
72.132.510	Top slide to open with fast pin	22	62	6	28	1
72.132.511	Top slide to open with fast pin	25	65	6	28	1



Art.no	Description	Ø mm	L mm	H mm	W mm	Pcs
72.132.515	Top slide with ball joint	22	32	97	32	1
72.132.516	Top slide with ball joint	25	32	97	33	1



Art.no	Description	Ø mm	L mm	D mm	D1 mm	Pcs
72.132.520	Tube joint hinged	22	78	28,5	6,3	1
72.132.521	Tube joint hinged	25	75	32,0	6,3	1



Art.no	Description	L mm	D	W mm	W1 mm	C.t.C. mm	Pcs
72.132.525	Deck mount 90° with screw	57	M6	7,5	17	40	1




Art.no	Description	L mm	D	W mm	W1 mm	C.t.C. mm	Pcs
72.132.526	Deck mount 90° with dropnose pin	57	6	7,5	17	40	1



Art.no	Description	L mm	D	W mm	W1 mm	C.t.C. mm	Pcs
72.132.530	Deck mount 80° with screw	57	M6	7,5	17	40	1



Art.no	Description	L mm	D	W mm	W1 mm	C.t.C. mm	Pcs
72.132.531	Deck mount 80° with dropnose pin	57	6	7,5	17	40	1



Art.no	Description	L mm	D	W mm	W1 mm	C.t.C. mm	Pcs
72.132.535	Deck mount concave 90° with screw	57	M6	7,5	20	40	1



Art.no	Description	L mm	D	W mm	W1 mm	C.t.C. mm	Pcs
72.132.536	Deck mount concave 90° with dropnose pin	57	6	7,5	20	40	1



Art.no	Description	L mm	D	W mm	W1 mm	C.t.C. mm	Pcs
72.132.540	Deck mount side mounted	50	M6	18	22	36	1



Art.no	Description	L mm	D	W mm	W1 mm	C.t.C. mm	Pcs
72.132.545	Deck hinge with screw	70	M6	25	7,5	52	1



Art.no	Description	L mm	D	W mm	W1 mm	C.t.C. mm	Pcs
72.132.546	Deck hinge with dropnose pin	70	6	25	7,5	52	1



Art.no	Description	L mm	D	W mm	W1 mm	C.t.C. mm	Pcs
72.132.547	Deck hinge with fast pin	70	6	25	7,5	52	1



Art.no	Description	L mm	D	W mm	W1 mm	C.t.C. mm	Pcs
72.132.548	Deck hinge 360° removable	75	M5	35	7,5	52	1



Art.no	Description	L mm	L1 mm	D mm	Pcs
72.132.550	Dropnose pin with cable and plate	255	40	6	1



Art.no	Description	Ø mm	L mm	H mm	W mm	Pcs
72.132.555	Tube clamp wide	25	68	25	25	1



Art.no	Description	Ø mm	W1 mm	H mm	D mm	T mm	W mm	Pcs
72.132.556	Tube clamp small	25	25	44	6,2	1,5	20	1

3 FOLDING CANOPY FITTINGS

SPRAYHOOD CONNECTORS



• SS AISI 316



Art.no	Description	Pcs
72.134.020	End piece Ø 20mm	1
72.132.022	End piece Ø 22mm	1
72.133.025	End piece Ø 25mm	1



Art.no	Description	Pcs
72.134.120	Middle piece Ø 20mm	1
72.132.122	Middle piece Ø 22mm	1



Art.no	Description	Pcs
72.133.125	Middle piece Ø 25mm	1



• Dimensions 35mm x 56mm x 18mm (H x L x W)

Art.no	Description	Pcs
72.132.222	Deck plate straight with bolt	1



• Dimensions 30mm x 54mm x 27mm (H x L x W)

Art.no	Description	Pcs
72.133.225	Deck plate heavy duty	1



Art.no	Description	Pcs
72.132.322	Wall connector	1



• Pin Ø 8mm
• Dimensions 48mm x 73mm

Art.no	Description	Pcs
72.132.323	Wall connector	1



Art.no	Description	Pcs
72.134.022	End part, 180° Ø 25mm	1



Art.no	Description	Pcs
72.133.126	Middle part, 180° Ø 25mm	1

SWIVEL JUNCTION



- Swivel junction of SS AISI 316
- Length 70mm

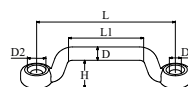


Art.no	Description	Pcs
72.140.050	180° with screw	1
72.140.051	180° with pin	1

EYE STRAP WIDE



- SS AISI 316
- Wide model for use with straps

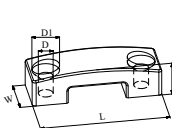


Art.no	D mm	L mm	L1 mm	D1 mm	D2 mm	H mm	Pcs
65.906.070	5	52	28	4,5	7,0	9,5	1
65.906.071	6	62	38	4,5	7,8	9,5	1

WEBBING STRAP BRIDGE



- SS AISI 316
- Mirror polished
- Wide model for use with straps up to 25mm

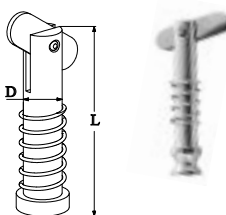


Art.no	L mm	D mm	D1 mm	H mm	W mm	Pcs
65.906.075	48	4,3	8	10	14	1

REMOVABLE PIN



- SS AISI 316
- Including spring and dropnose for quick assembly



Art.no	D mm	L mm	Pcs
72.134.230	6	40	1
72.134.231	8	40	1

REEFING HOOK

Pfeiffer
Marine

- Black



Art.no	Material	L x W mm	Pcs
68.930.000	Nylon	57 x 13	25

HOOK

Talamex

- Black
- Length 39mm
- Hole spacing 29mm



Art.no	Material	Pcs
74.422.000	Nylon	50

NYLON HOOKS FOR BOAT COVERS

Talamex

- Suitable for 8mm line or elastic line
- Color grey



Art.no	Material	Rope Ø mm	Pcs
68.924.120	Nylon	8	6

SAIL FASTENER CLIPS

- For shock cord
- Red



Art.no	Material	Rope Ø mm	Pcs
68.922.204	Plastic	4 - 5	50
68.922.206	Plastic	6	50

FASTENER HOOKS

- For shock cord
- White



Art.no	Material	Rope Ø mm	Pcs
68.924.004	Plastic	4	50
68.924.006	Plastic	6	50
68.924.008	Plastic	8	50
68.924.010	Plastic	10	50

SNAP HOOKS FOR SHOCK CORD


- For shock cord
- Black



Art.no	Material	Rope Ø mm	Pcs
68.924.105	Nylon	5 - 6	10
68.924.108	Nylon	8	10

3 SAILMAKING ACCESSORIES

SHOCK CORD



High elastic shock cord made from wear-resistant polyester, cover with a core of white latex rubber

Cover: Polyester

Core: Latex rubber

Construction: 16-plaited (3 - 8mm)
24-plaited (10 - 14mm)

Art.no	Colour	Ø mm	Reel mtr	Breakingload in daN
68.901.003	white	3	200	40
68.901.004	white	4	200	100
68.901.005	white	5	200	100
68.901.006	white	6	200	180
68.901.008	white	8	200	350
68.901.010	white	10	100	350
68.901.114	black	4	100	100
68.901.115	black	5	100	100
68.901.116	black	6	100	180
68.901.118	black	8	100	350
68.901.214	red	4	100	100
68.901.215	red	5	100	100
68.901.216	red	6	100	180
68.901.218	red	8	100	350
68.901.314	blue	4	100	100
68.901.315	blue	5	100	100
68.901.316	blue	6	100	180
68.901.318	blue	8	100	350

SAIL STRAPS



- 25mm logo webbing with loop
- Set of 2 pieces

Art.no	Size	Length cm
91.100.020	Small	150
91.100.021	Medium	225

SAIL FASTENERS



- Packed: 4 per bag, 5 bags per package

Art.no	Ø mm	Length cm	Pcs
68.903.130	4	30	5 x 4
68.903.140	4	40	5 x 4
68.903.150	4	50	5 x 4
68.903.160	4	60	5 x 4

SHOCK CORD



- Elastic fasteners with SS hooks

Art.no	Ø mm	Length cm	Pcs
68.905.030	6	30	10
68.905.050	8	50	10

SAIL FASTENERS - SS HOOKS



- Elastic, with 2 stainless steel hooks and plastic clip

Art.no	Ø mm	Length cm
68.919.200	6	200
68.919.300	8	300

SAIL FASTENERS - SPEED CLIP



- With one speed clip

Art.no	Ø mm	Length cm	Pcs
68.920.155	5	55	4
68.920.175	6	75	4

4



Deck Fittings



STANCHIONS



- SS AISI 316
- Mirror polished

Art.no	Ø mm	Length A mm	Length B mm
72.625.500	25	500	260
72.625.610	25	610	310

STANCHION BASES



- SS AISI 316
- Mirror polished
- Hole size Ø 25mm

Art.no	base mm	Height mm	Angle degrees
72.625.100	85 x 85 x 85	75	90°
72.625.105	85 x 85 x 85	75	84°

STANCHION BASES



For deck mounting, with hole for stanchion block.

- Aluminium
- Hole size Ø 25mm
- M6 screwholes

Art.no	base mm	Angle degrees
72.732.083	66 x 88mm	83°
72.732.090	66 x 88mm	90°

RAILING CONNECTOR



- Universal plastic railing connector
- Suitable for various tube diameters
- Useful for fixing a variety of items, for example, stanchions, stern and pulpit

Art.no	Tube Ø mm
72.740.001	22 - 25
72.740.002	22 - 32

LINE HOLDER WITH RAILING CONNECTOR



- Elastic line holder with hook and railing connector
- To be used for easily storing lines such as sheets or mooring lines

Art.no	Tube Ø mm
72.740.003	22 - 25

LINE EYE WITH RAILING CONNECTOR



- Stainless Steel bracket on railing connector
- Ideal for fixing e.g. fender lines or shore power cable

Art.no	Eye Ø mm
72.740.004	9,5

CLEAT WITH RAILING CONNECTOR



- Plastic cleat 114mm with railing connector
- For attaching lines on the sceptor, stern or pulpit

Art.no	Tube Ø mm
72.740.005	22 - 25

FAIRLEAD WITH RAILING CONNECTOR



- Fairlead for attachment to tube (Ø 20 - 25mm) like sceptor, stern or pulpit
- Ideal for conduction of reef lines, flag lines etc.

Art.no	Description
72.740.006	Fairlead with plastic railing connector
72.740.007	Fairlead with SS coupler bracket

GUARDRAIL NET WITH BORDER LINE



- Nylon 2mm, knotless, braided
- Colour white
- Mesh size 45mm x 45mm square pattern
- With border line



Art.no	Height cm	Reel length mtr
72.794.140	40	50
72.794.160	60	50

TIPTOLEST GUARDRAIL NET



- Knotless
- White
- Seawater resistant



To make conversion of stretched length up to banking surface easier, use following table.

Railingheight	Needed length railingnet
40cm	1,15m
45cm	1,30m
50cm	1,45m
55cm	1,60m
60cm	1,75m

This height/length ratio gives 1 linear meter net along the railing.

Art.no	Package mtr
72.795.000	30

HAND RAILS



- Handrailing with foot plate
- SS AISI 316
- Tube Ø 22mm



Art.no	Length mm	Height mm
72.135.220	200	75
72.135.230	300	75
72.135.250	500	75
72.135.280	800	75

4 RAILING FITTINGS/DECK FITTINGS

CLIP PIECES

Pfeiffer
Marine

This piece is fitted in the track for mounting blocks.

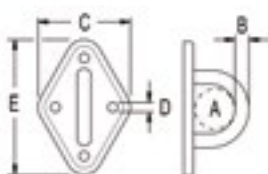


Art.no	Description
67.704.000	For Hanse
67.704.001	For Bavaria

PAD EYES

RONSTAN

- Stainless Steel AISI 316
- Nylon base



- Breaking load 2000kg

Art.no	Man. no	Description	A mm	B mm	C mm	D mm	E mm
73.110.044	RF44	pad eye	22	11	60	6,4	94



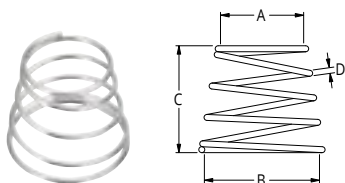
- Breaking load 1000kg

Art.no	Man. no	Description	A mm	B mm	C mm	D mm	E mm
73.110.170	RF415	pad eye	21	8	51	5	75



- Breaking load 2000kg
- Thread 1/4" (6,4 mm) UNC
- For deck thickness up to max. 22mm

Art.no	Man. no	Description	A mm	B mm	C mm	E mm
73.110.189	RF529	pad eye	18	8	51	75



- Spring for pad eye

Art.no	Man. no	Description	A mm	B mm	C mm	D mm
73.110.318	RF318	spring	16	23	22	1

PAD EYES

Talamex®

- SS AISI 304



Art.no	D mm	L mm	H mm	W1 mm	Pcs
73.239.001	5	35	20	30	5
73.239.002	6	40	26	35	5
73.239.003	8	50	32	40	5

PAD EYES ROUND

Talamex®

- SS AISI 304



Art.no	D mm	D1 mm	H mm	W mm	Pcs
73.242.033	5	33	20	13	5
73.242.040	6	40	26	17	5
73.242.050	8	50	32	21	5

PAD EYES

Talamex®

- SS AISI 304



Art.no	D mm	L mm	H mm	W1 mm	Pcs
73.241.045	5	45	20	15	5
73.241.060	6	60	26	20	5
73.241.080	8	80	32	26	5

SADDLES / LACING EYES STAINLESS STEEL

Talamex®

- SS AISI 304

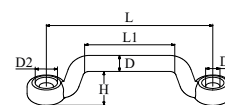


Art.no	D mm	L mm	L1 mm	H mm	Pcs
65.906.040	4	40	31	16	25
65.906.051	5	50	37	17	25
65.906.057	6	60	45	22	10
65.906.063	8	65	48	24	10

EYE STRAP WIDE

Talamex®

- SS AISI 316
- Wide model for use with straps

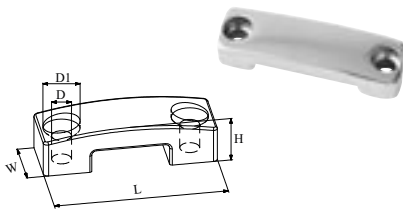


Art.no	D mm	L mm	L1 mm	D1 mm	D2 mm	H mm	Pcs
65.906.070	5	52	28	4,5	7,0	9,5	1
65.906.071	6	62	38	4,5	7,8	9,5	1

WEBBING STRAP BRIDGE



- SS AISI316
- Mirror polished
- Wide model for use with straps up to 25mm

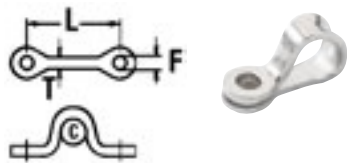


Art.no	L mm	D mm	D1 mm	H mm	W mm	Pcs
65.906.075	48	4,3	8	10	14	1

SADDLE / EYE STRAP



- SS AISI 316

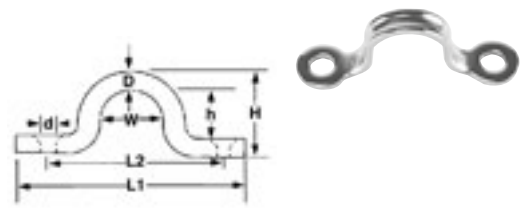


Art.no	Man. no	C mm	F mm	T mm	Pcs
65.901.050	RF1050	8	5	9	1

SS SADDLES



- SS AISI 304



Art.no	L1 mm	L2 mm	D mm	H mm	W mm	Pcs
65.904.001	38	28,0	5	12	13	25
65.904.002	46	34,0	6	14	15	25
65.904.003	56	44,0	7	19	20	25
65.904.004	66	52,5	9	22	28	25

FAIRLEADS

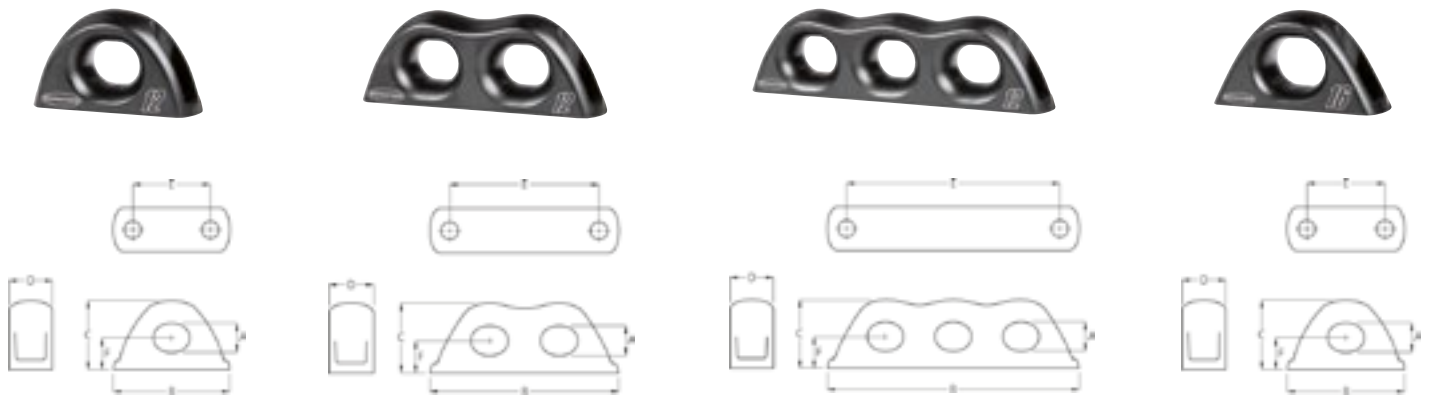


- Nylon
- With stainless insert



Art.no	Man. no	Rope Ø mm
67.160.059	RF59	14
67.160.061	RF2358	16
67.160.190	PNP120	6
67.160.191	PNP121	8

ROPEGLIDE FAIRLEADS



- Compact, lightweight and low friction
- Elliptical hole design tolerates alignment variations, makes threading lines easy
- Simple and reliable design
- Low maintenance
- Deflection of sheets, halyards and control lines
- Anodized aluminium

* M.W.L. assumes evenly distributed upward pull on 2 x M6 fasteners
 ** M.W.L. assumes evenly distributed upward pull on 2 x M8 fasteners

Art.no	Man. no	A mm	B mm	C mm	D mm	E mm	F mm	Fastener	MWL kg	Weight g
65.540.020	RF8091-12	12	48	28	18	32	12	M6	1000*	26
65.540.021	RF8092-12	12	76	28	18	60	12	M6	1000*	49
65.540.022	RF8093-12	12	104	28	18	88	12	M6	1000*	75
65.540.023	RF8091-16	16	60	32	22	39	16	M8	1750**	38

4 DECK FITTINGS

BULLS EYES



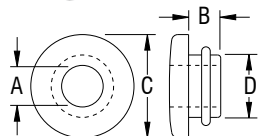
- Nylon

Art.no.	Colour	For rope Ø mm	H x W x D Ø mm	Cut out (mm)	Pcs
67.200.010	black	10	15 x 35 x 15	4	10
67.200.110	white	10	15 x 35 x 15	4	10

THRU-DECK FAIRLEADS

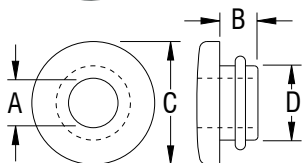


- Nylon
- With stainless insert



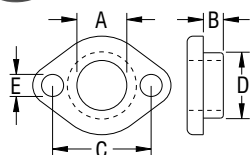
A = Insert Ø mm
B = Depth in deck mm
C = Ø mm
D = In deck Ø mm

Art.no	Man. no	Insert Ø mm	Depth in deck mm	Ø mm	In deck Ø mm
67.160.182	PNP182	7	5	22	16



A = Insert Ø mm
B = Depth in deck mm
C = Ø mm
D = In deck Ø mm

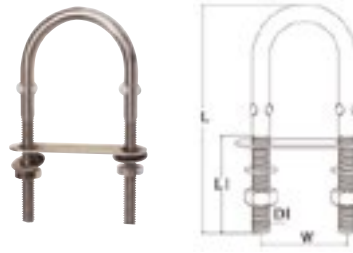
Art.no	Man. no	Insert Ø mm	Depth in deck mm	Ø mm	In deck Ø mm
67.160.183	PNP183	7	14	22	16



A = Insert Ø mm
B = Depth in deck mm
C = Fastening eye centre to centre
D = In deck Ø mm
E = Fastening eye Ø mm

Art.no	Man. no	A mm	B mm	C mm	D mm	E mm
67.160.187	PNP187	7	14	28	16	3
67.160.189	PNP189	11	14	31	19	3

U-BOLTS



- SS AISI 304
- With single base

Art.no	D1 mm	L mm	L1 mm	W mm	Pcs
70.300.004	M4	64	30	30	5
70.300.005	M5	80	40	35	5
70.300.006	M6	90	40	35	5
70.300.008	M8	80	40	35	1
70.300.010	M10	90	40	50	1

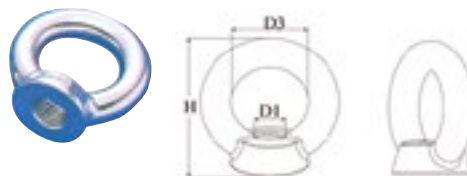
U-BOLTS



- SS AISI 316
- With double base

Art.no	Ø mm	C.t.C. mm	Angle°	Pcs
70.350.008	8	40	0	1
70.351.008	8	40	8	1
70.350.010	10	50	0	1
70.351.010	10	50	8	1

EYE NUTS



- SS AISI 316

Art.no	D1 mm	D3 mm	H mm	Breakingload in daN	Pcs
73.107.006	M6	16	28	620	10
73.107.008	M8	20	36	820	10
73.107.010	M10	25	45	1350	1
73.107.012	M12	30	53	2000	1

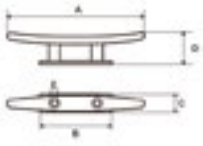
EYE BOLTS



- SS AISI 316

Art.no	D1 mm	L mm	D3 mm	K mm	BL daN
73.100.006	M6	60	15	5	820
73.100.008	M8	80	19	6	1450
73.100.010	M10	100	25	8	2260
73.100.012	M12	120	30	10	3260

CLEATS



- Black nylon

Art.no	A mm	B mm	C mm	D mm	E mm	C.t.C. mm	Pcs
66.117.230	73	42,4	12,6	18,0	4,0	25	1
66.117.231	95	49,3	13,5	19,8	4,2	27	1
66.117.232	125	62,6	17,0	26,3	4,8	35	1
66.117.233	162	74,0	21,0	32,5	5,8	42	1
66.117.234	202	84,8	23,2	40,7	6,8	49	1
66.117.235	235	115,4	37,3	55,7	7,6	75	1

BASE CLEATS



- White plastic

Art.no	Horn length mm	C.t.C. mm	Pcs
66.116.080	80	21	10
66.116.110	110	30	10
66.116.140	140	38	10
66.116.165	165	41	10
66.116.225	225	52	10



- Black plastic

Art.no	Horn length mm	C.t.C. mm	Pcs
66.117.080	80	21	10
66.117.100	110	30	10
66.117.135	140	38	10
66.117.170	165	41	10
66.117.210	225	52	10

BASE CLEATS (KARMA)



- Black nylon
- Round shape

Art.no	Horn length mm	C.t.C. mm	Pcs
66.118.075	75	26	10
66.118.100	100	28	10
66.118.135	135	37	10
66.118.170	170	43	10
66.118.210	210	50	5

CLAMCLEAT

- Nylon, black



Art.no	Horn length mm	C.t.C. mm	Pcs
66.144.000	150	35	10

BASE CLEATS

- Varnished ashwood



Art.no	Horn length mm	C.t.C. mm	Pcs
66.141.150	150	56	5
66.141.175	175	62	5
66.141.200	200	71	1
66.141.250	250	89	1

RIGGING CLAMP

Black nylon clamp for wire rigging, Ø 58mm.



Art.no	Horn length mm
66.117.220	100

BOLLARDS

- Chrome plated brass with wooden bar
- Incl. bolts M8 for under deck mounting



Art.no	Bar length mm	Base mm	C.t.C. mm	Pcs
66.310.220	220	140 x 32	87	1
66.310.260	260	170 x 39	109	1

CLEATS



- SS AISI 316
- Mirror polished



Art.no	Horn length mm	L1 mm	L2 mm	H mm	Screw Ø
66.114.500	100	48	24	17	M5
66.114.501	125	54	26	19	M5
66.114.150	150	57	28	21	M6
66.114.200	200	76	34	25,5	M6
66.114.250	250	95	44	30	M8
66.114.300	300	100	50	34	M8

CLEATS



- Chrome-plated brass



Art.no	Horn length mm	C. t. C. (LxW) mm	Pcs
66.102.060	50	17 x 13	5
66.102.080	75	29 x 17	5
66.102.095	100	35 x 21	5

4 CLAMPS

MINI CLEATS



- Ideal for flagpoles
- Brass chrome-plated

Art.no.	Dimensions mm	Pcs
66.101.000	61 x 19	1

BASE CLEATS



- SS AISI 316
- Mirror polished

Art.no	Horn length mm	C. t. C. (LxW) mm	Pcs
66.115.152	150	50 x 40	1
66.115.203	200	55 x 42	1
66.115.241	250	60 x 45	1
66.115.304	300	93 x 47	1
66.115.381	381	75 x 70	1

BOW CLEATS



- Beautifully styled, polished SS AISI 316 cleat
- Stud-mounting, so no visible mounting
- Including nuts and rings

Art.no	L x H mm	Pin Ø mm	Pin mm	C.t.C. mm	Pcs
66.119.001	152 x 30	5/16"	51	57	1
66.119.002	203 x 35	5/16"	51	72	1
66.119.003	254 x 46	7/16"	79	92	1

BASE CLEATS



- Anodized aluminium
- 4 screw holes

Art.no	Horn length mm	C. t. C. (LxW) mm	Pcs
66.106.100	100	22 x 28	2
66.106.125	125	30 x 34	2
66.106.150	150	36 x 38	2
66.106.175	175	42 x 46	1
66.106.200	200	50 x 53	1
66.106.225	225	54 x 59	1
66.106.265	265	62 x 74	1
66.106.300	300	71 x 85	1

MAST CLEAT



- Anodized aluminium

Art.no	Horn length mm	C.t.C. mm	Pcs
66.107.080	80	19	2
66.107.100	100	25	2
66.107.125	125	28	2
66.107.150	150	32	2
66.107.175	175	36	2
66.107.200	200	39	1

BASE CLEATS



- Anodized aluminium

Art.no	Horn length mm	C.t.C. mm	Pcs
66.110.130	130	35	1
66.110.160	160	44	1
66.110.200	220	60	1
66.110.260	260	70	1
66.110.300	300	81	1
66.110.360	365	95	1

CLAM CLEATS



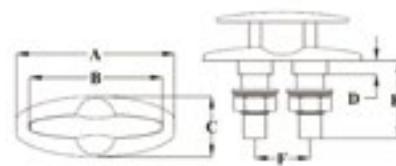
- Anodized aluminium
- For rope diameter Ø 6mm - 14 mm

Art.no	Horn length mm	C.t.C. mm	Pcs
66.145.000	120	24	1
66.146.000	165	33	1
66.147.000	200	41	1

FLUSH CLEATS



- Polished SS AISI 316 cleats with water drainage system
- Concealed mounting system
- Incl. mounting material



Art.no	A mm	B mm	C mm	D mm	E mm	F mm	Pcs
66.104.201	132	110	38	11	65	46	1
66.104.202	185	154	49	11	76	60	1
66.104.203	204	169	50	15	85	71	1
66.104.204	220	204	50	15	88	71	1

FOLDING CLEATS



- Polished SS AISI 316 folding cleat with anti-rattle system
- Screw-on or stud mounting
Studs with UNC thread
- Rings and nuts included



Art.no	L x H mm	Mounting	C.t.C. mm	Pcs
66.104.101	114 x 38	stud	67	1
66.104.102	114 x 38	screw	67	1
66.104.103	173 x 56	stud	115	1
66.104.104	173 x 56	screw	115	1
66.104.105	207 x 67	stud	137	1
66.104.106	207 x 67	screw	137	1

CLEATS



- Stylish high-quality polished
- SS AISI 316
- Cleats are attached with bolts from below



Art.no	Length mm	Height mm	C.t.C. mm	For bolt
66.336.001	150	50	50	M8
66.336.002	205	55	70	M10
66.336.003	265	70	80	M10
66.336.004	300	80	100	M12

FOLDING CLEAT ALUMINIUM DOCK EDGE

These strong folding cleats are made of a very strong cast aluminum (grade Almag 35) and are then powdercoated (black and white) or are treated in a special way to give them a nice traditional metallic look. Attach on the jetty by bolts or screws. Holes Ø 10mm.



Art.no	Width mm	Colour
66.104.110	89	grey



Art.no	Width mm	Colour
66.104.111	89	white



Art.no	Width mm	Colour
66.104.112	152	black



Art.no	Width mm	Colour
66.104.113	152	grey



Art.no	Width mm	Colour
66.104.114	152	white



Art.no	Width mm	Colour
66.104.115	203	black




Art.no	Width mm	Colour
66.104.116	203	grey



Art.no	Width mm	Colour
66.104.117	203	white

4 CLAMPS

PORTABLE CLEATS



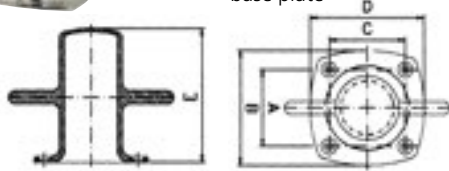
Ideal cleat to use if there are no eyes on the dock or not in the right place. Simply stick between the dock parts and twist a quarter turn.

Art.no	Description
66.104.120	91107F PortaCleave white - 57mm

BOLLARDS



- High gloss hand polished
- One piece cast for maximum strength
- Equipped with extra thick base plate



Art.no	A mm	B mm	C mm	D mm	E mm	Bolts	Ø mm	SWL daN	BL daN
66.347.085	60	90	60	90	105	M6	50	2100	2600
66.347.110	65	96	95	120	120	M8	60	2200	3000
66.347.130	80	120	116	150	150	M10	80	2500	4900

new BOLLARDS



- Stainless steel 316
- Polished
- With firm baseplate

Art.no:	A mm	B mm	C mm	D mm	E mm	F mm	HxH1 mm	GxG1 mm	Ø mm
66.347.070	130	110	50	12	49	2	80x80	58x58	6,5
66.347.071	150	120	60	12	55	2,5	120x95	95x70	6,5
66.347.072	250	160	70	16	87	5	135x135	105x105	12,5
66.347.073	250	175	76	18	96	5	140x140	110x110	12,5
66.347.074	250	200	90	20	115	5	160x160	130x130	12,5
66.347.075	350	240	120	22	139	6	190x190	150x150	12,5

FAIRLEADS



- Anodized aluminium
- Packed per pair

Art.no	Length mm	C.t.C. mm	Max. line Ø mm
66.565.107	107	91	14
66.565.146	147	59 + 59	16

FAIRLEADS



- Chrome plated brass
- Package 2 pcs

Art.no	Length mm	C.t.C. mm	Max. line size
66.600.080	80 x 19	65	12mm
66.600.103	103 x 23	85	16mm

FAIRLEADS



- SS AISI 316
- Packed per pair

Art.no	Length mm	C.t.C. mm
66.603.115	114	85
66.603.150	152	117

STAINLESS STEEL SANDING LIST



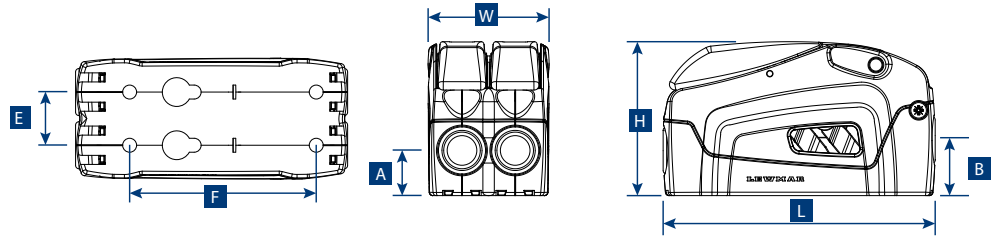
- SS AISI 304
- 2mm, mirror polished
- Tips are flattened and rounded
- Protects the line to abrasion

Art.no	Width mm	Length mm
66.335.203	19	203
66.335.305	19	305
66.335.406	19	457
66.335.610	19	610
66.336.305	25	305
66.336.406	25	457
66.336.610	25	610



Lewmar halyard stoppers have defined the word halyard stopper again. Many tests have confirmed it: it is the only halyard stopper that can be opened when under pressure (without winch) and because of its unique geometry of dominos the rope can be fixed without damage to the rope.

- DC1 for boats up to 9,7m (32ft.)
- DC2 for boats up to 16,8m (55ft.)



Type	L Length mm	W Width mm	H Height mm	A Line Entry mm	B Line Exit mm	E Fixing points	F Fixing points
D1 Single	126	32	72	27	29	-	79
D1 Double	126	58	72	27	29	26,0	79
D1 Triple	126	84	72	27	29	26,0	79
D2 Single	156	38	88	26	32	-	107
D2 Double	156	69	88	26	32	30,5	107
D2 Triple	156	99	88	26	32	30,5	107

DC1 HALYARD STOPPER SINGLE



Art.no	Man. no	Type	Line Ø mm	Min. hold. load daN
76.204.140	29101108BK	DC1	6 - 8	300
76.204.143	29101110BK	DC1	8 - 10	400
76.204.144	29101112BK	DC1	10 - 12	500

DC1 HALYARD STOPPER DOUBLE



Art.no	Man. no	Type	Line Ø mm	Min. hold. load daN
76.204.141	29101208BK	DC1	6 - 8	300
76.204.145	29101210BK	DC1	8 - 10	400
76.204.146	29101212BK	DC1	10 - 12	500

DC1 HALYARD STOPPER TRIPLE



Art.no	Man. no	Type	Line Ø mm	Min. hold. load daN
76.204.142	29101308BK	DC1	6 - 8	300
76.204.147	29101310BK	DC1	8 - 10	400
76.204.148	29101312BK	DC1	10 - 12	500

DC2 HALYARD STOPPER SINGLE



Art.no	Man. no	Type	Line Ø mm	Min. hold. load daN
76.204.152	29101410BK	DC2	8 - 10	500
76.204.154	29101412BK	DC2	10 - 12	700
76.204.156	29101414BK	DC2	12 - 14	1000

DC2 HALYARD STOPPER DOUBLE



Art.no	Man. no	Type	Line Ø mm	Min. hold. load daN
76.204.153	29102410BK	DC2	8 - 10	500
76.204.155	29102412BK	DC2	10 - 12	700
76.204.157	29102414BK	DC2	12 - 14	1000

DC2 HALYARD STOPPER TRIPLE



Art.no	Man. no	Type	Line Ø mm	Min. hold. load daN
76.204.149	29103410BK	DC2	8 - 10	500
76.204.150	29103412BK	DC2	10 - 12	700
76.204.151	29103414BK	DC2	12 - 14	1000

4 CLEATS AND LEADS

HYE CLEATS



- Tufnol



Art.no	Dim. mm	Rope Ø mm	Pcs
67.131.075	75 x 33	8 - 10	1
67.131.105	105 x 45	12 - 14	1

- With staple



Art.no	Dim. mm	Rope Ø mm	Pcs
67.110.008	80 x 45	8 - 10	5

CAM-CLEAT SMALL



- For rope diameter 2 - 8mm
- Dimensions L x W x H
48mm x 24mm x 20mm
- Heart to heart dim. 27mm
- Screw M4



T = Glasfiber
C = Carbon

Art.no	Man. no	Type	Colour	Weight g	SWL daN	BL daN
67.154.000	RF5400	C-Cleat	black	20	75	150
67.154.001	RF5400B	C-Cleat	blue	20	75	150
67.154.002	RF5400G	C-Cleat	green	20	75	150
67.154.003	RF5400R	C-Cleat	red	20	75	150
67.154.004	RF5400Y	C-Cleat	yellow	20	75	150
67.155.004	RF5000	C-Cleat	grey	20	75	150
67.155.101	RF5001	T-Cleat	red	20	75	150

CAM-CLEAT MEDIUM



- For rope diameter 3 - 12mm
- Dimensions L x W x H
66mm x 31mm x 26mm
- Heart to Heart dim. 38mm
- Screw M5



A = Aluminium
T = Glasfiber
C = Carbon

Art.no	Man. no	Type	Colour	Weight g	SWL daN	BL daN
67.155.112	RF5510R	A-Cleat	red	70	125	250
67.154.100	RF5410	C-Cleat	black	50	125	250
67.154.101	RF5410B	C-Cleat	blue	50	125	250
67.154.102	RF5410G	C-Cleat	green	50	125	250
67.154.103	RF5410R	C-Cleat	red	50	125	250
67.154.104	RF5410Y	C-Cleat	yellow	50	125	250
67.155.014	RF5010	C-Cleat	grey	50	125	250
67.155.111	RF5011	T-Cleat	red	50	125	250

CAM-CLEAT LARGE



- For rope 6-16mm
- Dimensions L x W x H
88mm x 41mm x 35mm
- Heart to Heart dim. 51mm
- Screw M6



C = Carbon

Art.no	Man. no	Type	Colour	Weight g	SWL daN	BL daN
67.154.200	RF5420	C-Cleat	black	110	230	460
67.154.201	RF5420B	C-Cleat	blue	110	230	460
67.154.202	RF5420G	C-Cleat	green	110	230	460
67.154.203	RF5420R	C-Cleat	red	110	230	460
67.154.204	RF5420Y	C-Cleat	yellow	110	230	460
67.155.204	RF5020	C-Cleat	grey	110	230	460

WEDGE KIT



Art.no	Man. no	Type	Colour
67.154.300	RF5402	suits A, C & T-Cleat small	black
67.154.304	RF5412	suits A, C & T-Cleat medium	black

STAINLESS LACING EYE



- SS AISI 316



Art.no	Man. no	Type	Colour
67.155.003	RF5003	suits A, C & T-Cleat small	silver
67.155.013	RF5013	suits A, C & T-Cleat medium	silver
67.155.203	RF5023	suits C-Cleat large	silver

ROPE GUARD



- Reinforced polymer base with stainless steel bracket



Art.no	Man. no	Type	Colour
67.154.301	RF5404	suits A, C & T-Cleats small	black
67.154.306	RF5414	suits A, C & T-Cleat medium	black

SADDLE



- S/S Liner



Art.no	Man. no	Type	Colour
67.154.303	RF5013A	suits A, C & T-Cleat medium	grey
67.154.305	RF5413A	suits A, C & T-Cleat medium	black

FAIRLEAD FRONT MOUNTED



- Made from hard-wearing composite



Art.no	Man. no	Type	Colour
67.155.005	RF5005	suits A, C & T-Cleat small	grey
67.154.302	RF5405	suits A, C & T-Cleat small	black
67.155.015	RF5015	suits A, C & T-Cleat medium	grey
67.154.307	RF5415	suits A, C & T-Cleat medium	black

WEDGE CLEAT HOLLOW BASE



- Base plate for mounting medium cleats
- Not for flat surfaces
- Used for catamaran beams



Art.no	Man. no	Type	Colour
67.154.308	RF5416	suits A, C & T-Cleat medium	black

CLEATS



- Opens easily at low line tension
- High adhesive force
- Flush slots for bearings



Art.no	Man. no	Description	SWL daN	Rope Ø mm	C.t.C. mm
65.559.140	29104100BK	cleat small	120	2- 8	27
65.559.141	29104110BK	cleat medium	180	4-12	38

- SS AISI 316



Art.no	Man. no	Description	Rope Ø mm	Pcs
65.559.132	29104103	eyes	2- 8	2
65.559.133	29104113	eyes	4-12	2

- Strong hard-wearing composite



Art.no	Man. no	Description	Rope Ø mm
65.559.142	29104104BK	leader	2- 8
65.559.143	29104114BK	leader	4-12

- SS AISI 316



Art.no	Man. no	Description	Rope Ø mm
65.559.136	29104115	feeder loop	2- 8
65.559.137	29104116	feeder loop	4-12

4 CLEATS AND LEADS

SHEET LEADER, MOVING



- Composite sheetleader, reinforced with Stainless Steel plate

Art.no	Man. no	SWL daN	Rope Ø mm
65.559.105	29904105	140	2-6

SWIVEL CLEAT EYE AND CLEAT



- Swiveling (360°)
- Deadeye with C-cleat and fairlead

Art.no	Man. no	SWL daN	Rope Ø mm
67.508.481	RF60	175	3-12

SWIVEL CLEAT EYE AND CLEAT UNIT



- Swiveling (360°)
- Deadeye with C-cleat and fairlead

Art.no	Man. no	SWL daN	Rope Ø mm
67.160.060	RF58	175	3-12
65.512.067	RF67	125	2- 8

SWIVEL CLEAT BASE



- Swiveling cleat unit 360° rotation
- 2 x 15mm sheaves
- Mounting 3 x 3/16"

Art.no	Man. no	SWL daN	Rope Ø mm
67.512.070	RF70	125	2-5

SWIVEL CLEAT RF 6



- Rotating cleat with internal (removable) stopper
- 360° rotation possible
- The ratchet rotation function can be disabled for free rotation
- Comes with a small C-cleat that is suitable for lines from 2mm 8mm

Art.no	Man. no	SWL daN	BL daN	Rope Ø mm
65.512.006	RF6	125	250	2 - 8

SWIVEL CLEAT RF 7



- Rotating cleat 260° with stopper (without stopper 360°)
- Equipped with C-cleat
- An adjustable brake in the axis provides the turning of the arm to lee shores
- Arm is in height adjustable

Art.no	Man. no	SWL daN	Rope Ø mm
65.512.007	RF7	215	2-8


SWIVEL CLEAT RF 5



- For boom or mast mounting.
- Changeable sheave (under or top)

Art.no	Man. no	SWL daN	Rope Ø mm
67.160.005	RF5	125	2-8

Ideal for Toestraps



CL828-68AN

Titanium Rings



CL230AN

CL236AN

CL211 Mk2AN



CL223W

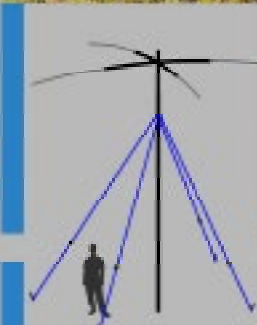
CL213



CL223



CL260



CL261



CL826-11

4 CLEATS AND LEADS

OPEN CLEATS FOR ROPES 1-6MM



- Mini
- Nylon

Art.no	Type	Rope Ø mm	Dim. LxWxH mm	C.t.C. mm	Pcs
67.112.204	CL204	3-6	52 x 17 x 21	36	10



- Racing Mini
- Aluminium

Art.no	Type	Rope Ø mm	Dim. LxWxH mm	C.t.C. mm	Pcs
67.104.222	CL222	3-6	48 x 15 x 21	36	1



- Racing Mini
- Aluminium, hard anodized

Art.no	Type	Rope Ø mm	Dim. LxWxH mm	C.t.C. mm	Pcs
67.104.223	CL222 AN/R	3-6	48 x 15 x 21	36	1



- Fine line
- Nylon

Art.no	Type	Rope Ø mm	Dim. LxWxH mm	C.t.C. mm	Pcs
67.107.000	CL213 (SB)	2-5	70 x 21 x 13	49	10



- Fine line
- Nylon

Art.no	Type	Rope Ø mm	Dim. LxWxH mm	C.t.C. mm	Pcs
67.108.000	CL214 (BB)	2-5	70 x 21 x 13	49	10



- Racing line
- Aluminium

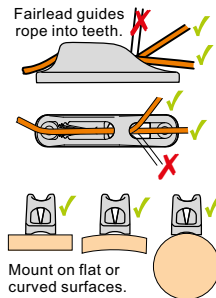
Art.no	Type	Rope Ø mm	Dim. LxWxH mm	C.t.C. mm	Pcs
67.104.258	CL258 (SB)	3-6	70 x 21 x 13	49	1



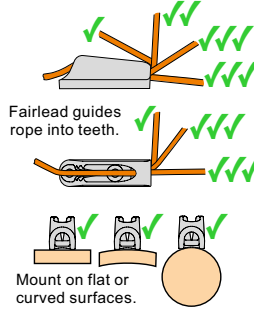
- Racing line
- Aluminium

Art.no	Type	Rope Ø mm	Dim. LxWxH mm	C.t.C. mm	Pcs
67.104.259	CL259 (BB)	3-6	70 x 21 x 13	49	1


CLEATS WITH FAIR LEAD FOR ROPES 1-6MM



CL203, CL211MK1



CL211MK2, CL263



- Junior
- Nylon

Art.no	Type	Rope Ø mm	Dim. LxWxH mm	C.t.C. mm	Pcs
67.113.000	CL203	3-6	82 x 18 x 23	66	10



- Racing Junior MK1
- Aluminium

Art.no	Type	Rope Ø mm	Dim. LxWxH mm	C.t.C. mm	Pcs
67.109.001	CL211MK1	3-6	82 x 18 x 23	66	10



- Racing Junior MK1
- Aluminium hard anodized

Art.no	Type	Rope Ø mm	Dim. LxWxH mm	C.t.C. mm	Pcs
67.109.002	CL211MK1AN/R	3-6	82 x 18 x 23	66	1



- Racing Junior MK2
- Aluminium

Art.no	Type	Rope Ø mm	Dim. LxWxH mm	C.t.C. mm	Pcs
67.109.000	CL211MK2	3-6	55 x 16 x 20	27	10



- Racing Junior MK2
- Aluminium hard anodized

Art.no	Type	Rope Ø mm	Dim. LxWxH mm	C.t.C. mm	Pcs
67.109.003	CL211MK2AN/R	3-6	55 x 16 x 20	27	1

- Micros
- Nylon



Art.no	Type	Rope Ø mm	Dim. LxWxH mm	C.t.C. mm	Pcs
67.104.263	CL263/R Black	1-4	44 x 13 x 16	24	2

- Micros
- Nylon



Art.no	Type	Rope Ø mm	Dim. LxWxH mm	C.t.C. mm	Pcs
67.104.363	CL263W/R White	1-4	44 x 13 x 16	24	2



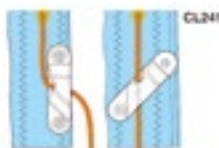
- Boom cleat
- Aluminium, hard anodized

Art.no	Type	Rope Ø mm	Dim. LxWxH mm	C.t.C. mm	Pcs
67.109.009	CL702AN/R	3-6	82 x 18 x 25	66	1



- Racing cleat
- Aluminium

Art.no	Type	Rope Ø mm	Dim. LxWxH mm	C.t.C. mm	Pcs
67.104.704	CL704MK1	3-6	82 x 18 x 24	66	1



- Racing Sail Line
- Aluminium
- For trim-line in leach
- Can be riveted or sewn to the sail
- Delivery incl. mounting plate and rivets

Art.no	Type	Rope Ø mm	Dim. LxWxH mm	C.t.C. mm	Pcs
67.119.000	CL241 (BB)	3-6	70 x 21 x 12	49	1
67.119.001	CL273 (SB)	3-6	70 x 21 x 12	49	1



- Omega
- Aluminium

Art.no	Type	Rope Ø mm	Dim. LxWxH mm	C.t.C. mm	Pcs
67.104.255	CL255 Omega	3-6	46 x 43 x 26	27	1

MINI LINE-LOK®



- Ideal cleat to tension lines of f.e. sunshades, tents etc.
- Very easy to lock and unlock the lines.
- Nylon glow in the dark, for extra safety



Art.no	Type	Rope Ø mm	Dim. LxWxH mm	Pcs
67.106.270	CL266G	1-3	21 x 7 x 14	12
67.106.271	CL260G	2-5	31 x 10 x 18	8

MEDIUM LINE-LOK®



- Ideal cleat to tension lines of f.e. sunshades, tents etc.
- Very easy to lock and unlock the lines
- Nylon



Art.no	Type	Rope Ø mm	Dim. LxWxH mm	Pcs
67.106.275	CL276R black	3-6	47 x 17 x 35	4
67.106.276	CL276W/R white	3-6	47 x 17 x 35	4

KEEPER & CAGE



These accessories broaden the possibilities of conventional Clamcleats. The keeper keeps the rope automatically into or out of the cleat. The cage makes simple clamping at extreme angles possible. The oblique base makes the correct alignment possible and can be stacked to increase, for example, the angle.

- Keeper
- Acetal



Art.no	Type	Suitable for	Length mm	Width mm	Height mm	C.t.C. mm
67.113.814	CL814	CL203, CL211-I, CL217-I, CL218-I, CL236, CL704	82	24	31	66

- Keeper
- Acetal



Art.no	Type	Suitable for	Length mm	Width mm	Height mm	C.t.C. mm
67.109.815	CL815	CL211-II, CL211AN-II	55	21	27	27

4 CLEATS AND LEADS



- Cage
- Nylon and Stainless Steel

Art.no	Type	Suitable for	Length mm	Width mm	Height mm	C.t.C. mm
67.113.816	CL816	CL203, CL211-I, CL236	89	28	45	66



- Cage
- Nylon and Stainless Steel

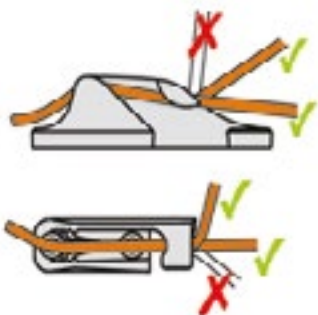
Art.no	Type	Suitable for	Length mm	Width mm	Height mm	C.t.C. mm
67.109.817	CL817	CL211-II, CL211AN-II	62	27	44	27



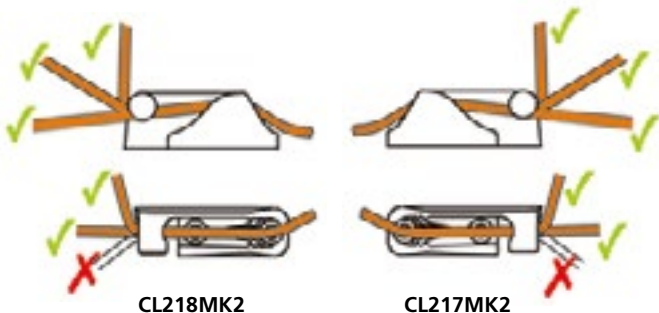
- Tapered Pad
- Polypropylene

Art.no	Type	Suitable for
67.113.818	CL818	CL203, CL211-I, CL217-I, CL218-I, CL236, CL704
67.109.819	CL819	CL211-II, CL211AN-II

CLEATS WITH OPEN SIDE-ENTRY FOR ROPES 3-6MM



CL217MK1 + CL218MK1



CL218MK2

CL217MK2



- MK2 Starboard
- Aluminium

Art.no	Type	Rope Ø mm	Dim. LxWxH mm	C.t.C. mm	Pcs
67.105.000	CL217MK2 (SB)	3-6	55 x 17 x 20	27	1



- MK2 Port
- Aluminium

Art.no	Type	Rope Ø mm	Dim. LxWxH mm	C.t.C. mm	Pcs
67.105.001	CL218 MK2 (BB)	3-6	55 x 17 x 20	27	1



- MK2 Starboard
- Aluminium, hard anodized

Art.no	Type	Rope Ø mm	Dim. LxWxH mm	C.t.C. mm	Pcs
67.105.002	CL217MK2AN (SB)	3-6	55 x 17 x 20	27	1



- MK2 Port
- Aluminium, hard anodized

Art.no	Type	Rope Ø mm	Dim. LxWxH mm	C.t.C. mm	Pcs
67.105.003	CL218MK2AN (BB)	3-6	55 x 17 x 20	27	1



- MK1 Starboard
- Aluminium

Art.no	Type	Rope Ø mm	Dim. LxWxH mm	C.t.C. mm	Pcs
67.113.002	CL217MK1 (SB)	3-6	82 x 18 x 23	66	1



- MK1 Port
- Aluminium

Art.no	Type	Rope Ø mm	Dim. LxWxH mm	C.t.C. mm	Pcs
67.113.003	CL218MK1 (BB)	3-6	82 x 18 x 23	66	1

CLEATS FOR ROPES 4-8MM



- Midi
- Nylon

Art.no	Type	Rope Ø mm	Dim. LxWxH mm	C.t.C. mm	Pcs
67.112.209	CL209	4-8	73 x 19 x 26	54	10



- Midi with fairlead
- Nylon

Art.no	Type	Rope Ø mm	Dim. LxWxH mm	C.t.C. mm	Pcs
67.104.231	CL231	4-8	88 x 22 x 26	54	10



- Racing Midi
- Aluminium

Art.no	Type	Rope Ø mm	Dim. LxWxH mm	C.t.C. mm	Pcs
67.104.254	CL254	4-8	71 x 18 x 27	55	1

LARGE LINE-LOK®



- Nylon

Art.no	Type	Rope Ø mm	Dim. LxWxH mm	Pcs
67.106.278	CL271W /R white	4-8	68 x 23 x 48	1
67.106.279	CL271R black	4-8	68 x 23 x 48	1

CLEATS FOR ROPES 6-10MM



- Nylon
- Lateral

Art.no	Type	Rope Ø mm	Dim. LxWxH mm	C.t.C. mm	Pcs
67.112.206	CL206 (SB)	6-10	75 x 50 x 50	51	1
67.112.207	CL207 (BB)	6-10	75 x 50 x 50	51	1

VERTICAL CLEATS FOR ROPES 6-12MM



- Vertical
- Nylon

Art.no	Type	Rope Ø mm	Dim. LxWxH mm	C.t.C. mm	Pcs
67.112.201	CL201	6-12	95 x 28 x 35	72	10



- Racing Vertical
- Aluminium

Art.no	Type	Rope Ø mm	Dim. LxWxH mm	C.t.C. mm	Pcs
67.104.219	CL219	6-12	91 x 27 x 33	72	1



- Vertical with fairlead
- Nylon

Art.no	Type	Rope Ø mm	Dim. LxWxH mm	C.t.C. mm	Pcs
67.104.228	CL228	6-12	114 x 30 x 35	72	10


CLEATS FOR ROPES 10-16MM



- Major
- Nylon

Art.no	Type	Rope Ø mm	Dim. LxWxH mm	C.t.C. mm	Pcs
67.113.205	CL205	10-16	122 x 37 x 44	95	10

SPRING-GATE CLEATS



- Vertical with spring-gate
- Nylon

Art.no	Type	Rope Ø mm	Dim. LxWxH mm	C.t.C. mm	Pcs
67.112.237	CL237	6-12	96 x 40 x 35	72	1

4 CLEATS AND LEADS



- Racing Vertical with spring-gate
- Aluminium

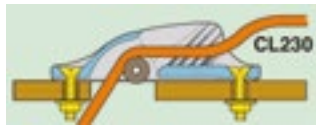
Art.no	Type	Rope Ø mm	Dim. LxWxH mm	C.t.C. mm	Pcs
67.112.238	CL238	6-12	91 x 40 x 33	72	1



- Major with spring-gate
- Nylon

Art.no	Type	Rope Ø mm	Dim. LxWxH mm	C.t.C. mm	Pcs
67.112.239	CL239	10-16	122 x 49 x 44	95	1

ROLLER CLEATS



- Racing junior MK1
- Through mast or deck
- Aluminium, hard anodized

Art.no	Type	Rope Ø mm	Dim. LxWxH mm	C.t.C. mm	Pcs
67.113.001	CL230AN	3-6	82 x 18 x 23	66	1



- Aluminium and nylon
- Lead eye Racing junior MK1

Art.no	Type	Rope Ø mm	Dim. LxWxH mm	C.t.C. mm	Pcs
67.104.236	CL236	3-6	82 x 18 x 25	66	10



- Aluminium hard anodized and nylon
- Lead eye Racing junior MK1

Art.no	Type	Rope Ø mm	Dim. LxWxH mm	C.t.C. mm	Pcs
67.104.237	CL236AN/R	3-6	82 x 18 x 25	66	1

ALUMINIUM TRAPEZE CLEAT



- Aluminium

Art.no	Type	Rope Ø mm	Dim. LxWxH mm	C.t.C. mm	Pcs
67.104.253	CL253	4-8	90 x 18 x 35	72	1



- Aluminium, hard anodized

Art.no	Type	Rope Ø mm	Dim. LxWxH mm	C.t.C. mm	Pcs
67.104.252	CL253AN	4-8	90 x 18 x 35	72	1

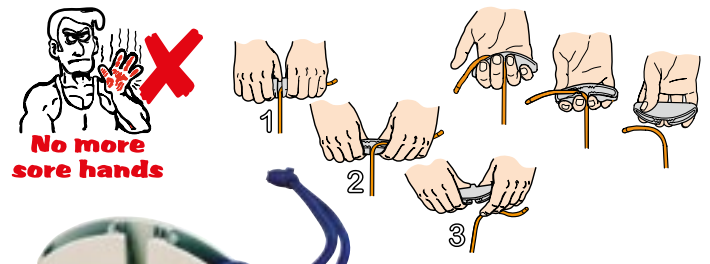
AUTO-RELEASE CLEAT

- Aluminium/Acetal
- Racing cleat
- With adjustable automatic release



Art.no	Type	Rope Ø mm	Dim. LxWxH mm	C.t.C. mm	Pcs
67.104.257	CL257	4-6	68 x 22 x 28	36	1

POWER GRIP CLEATS



Art.no	Type	Rope Ø mm	Dim. LxWxH mm	C.t.C. mm	Pcs
67.106.261	CL261	3-6	95 x 17 x 30	1	1



- PowerGrip2
- Aluminium

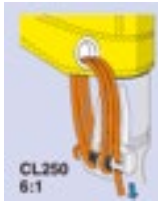
Art.no	Type	Rope Ø mm	Dim. LxWxH mm	C.t.C. mm	Pcs
67.106.262	CL262	3-6	189 x 18 x 36	1	1

BOOM CLEAT



- Trim cleat on boom for trim during surfing
- Aluminium and nylon

Art.no	Type	Rope Ø mm	Dimensions mm	Pcs
67.106.244	CL244	3-6	67	1



- Double sheaves
- Aluminium

Art.no	Type	Rope Ø mm	Dim. LxWxH mm	C.t.C. mm	Pcs
67.109.015	CL250	3-5	84 x 48 x 29	11 + 29	1

KITESURFCLEAT

Kitesurfcleat fitted with a stainless steel round ring 3 x 15mm to guide the fifth line.

- Aluminium, hard anodized



Art.no	Type	Rope Ø mm	Dim. LxWxH mm	Pcs
67.106.263	CL829-11AN	4-6	77 x 16 x 45	1

AERO CLEAT

Designed for outdoor and marine use. This cleat is a favorite for dinghy and small sailboat footstrap adjustment. Easy to rig and adjust by hand.



- Aero cleat with racing micros CL268AN
- Aluminium anodized & nylon

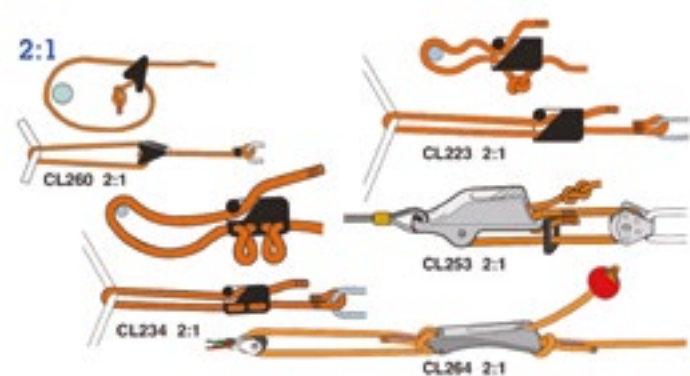
Art.no	Type	Rope Ø mm	Dim. LxWxH mm	Pcs
67.106.264	CL828-68AN/R	3-4	60 x 13 x 28	1



- Aero cleat with racing micros CL270AN with becket
- Aluminium anodized & nylon

Art.no	Type	Rope Ø mm	Dim. LxWxH mm	Pcs
67.106.265	CL828-70AN/R	3-4	60 x 13 x 28	1

LINE TENSIONERS



- For tensioning lines of deck-tents, flag-lines etc.
- Nylon

Art.no	Type	Rope Ø mm	Dim. LxWxH mm	Pcs
67.106.260	CL260	2-5	31 x 10 x 18	8

Q-LOKS CLEAT CL5001/R




- Stainless steel cleat for basic rigging
- 1m line per cleat
- Quick mounting downhaul small booms temporary blocks or hanging up fenders

Art.no	Type	Rope Ø mm	Dim. LxWxH mm	Pcs
67.120.500	CL5001/R	3-4	33 x 19 x 3	PR

FENDER CLEATS/REPL.CLEAT

Also called loop cleats. For various purposes. Nylon.



- Loopcleat
- Nylon

Art.no	Type	Colour	Rope Ø mm	Dim. LxWxH mm	Pcs
67.120.000	CL223	Black	3-6	52 x 16 x 39	10



- Fendercleat
- Nylon

Art.no	Type	Colour	Rope Ø mm	Dim. LxWxH mm	Pcs
67.120.234	CL234	Black	6-12	78 x 24 x 47	10
67.120.235	CL234	White	6-12	78 x 24 x 47	10

4 CLEATS AND LEADS/BLOCKS

RONSTAN V-CLEATS



- PTFE/carbon fibre V-cleats
- Light, strong and tough

Art.no.	Man. nr.	Size / Type	For rope Ø mm
67.156.100	RF5100	Small	3-6
67.156.105	RF5105	Medium	5-8
67.156.110	RF5110	Large	8-12

V-CLEATS WITH FAIRLEAD



- Nylon
- A loop can be made with this clip

Art.no.	Man. nr.	Size / Type	For rope Ø mm
67.156.101	RF5101	Small	3-6
67.156.106	RF5106	Medium	5-8

HYE YACHT BLOCKS



- Yachtblocks
- Traditional tufnol blocks
- Stainless steel fittings
- 1 daN = ± 1kg

SINGLE WITH EYE



Art.no	Sheave Ø mm	Rope Ø mm	BL daN	SWL daN
65.439.612	35	12	1110	555
65.439.613	43	13	1200	600

SINGLE WITH BOW



Art.no	Sheave Ø mm	Rope Ø mm	BL daN	SWL daN
65.401.030	30	10	880	440
65.401.035	35	12	1120	560
65.401.043	43	13	1500	750
65.401.050	50	14	2100	1005
65.401.063	63	16	2210	1105

DOUBLE WITH BOW



Art.no	Sheave Ø mm	Rope Ø mm	BL daN	SWL daN
65.405.030	30	10	600	300
65.405.035	35	12	900	450
65.405.043	43	13	900	450
65.405.050	50	14	1720	860
65.405.063	63	16	2000	1000

TRIPLE WITH BOW



Art.no	Sheave Ø mm	Rope Ø mm	BL daN	SWL daN
65.407.043	43	13	820	410
65.407.050	50	14	1050	525

SINGLE WITH SWIVEL



Art.no	Sheave Ø mm	Rope Ø mm	BL daN	SWL daN
65.411.030	30	10	810	405
65.411.035	35	12	1110	555
65.411.043	43	13	1200	600
65.411.050	50	14	2050	1025
65.411.063	63	16	2140	1070



DOUBLE WITH SWIVEL



Art.no	Sheave Ø mm	Rope Ø mm	BL daN	SWL daN
65.415.035	35	12	960	560
65.415.043	43	13	990	495
65.415.050	50	14	1740	870
65.415.063	63	16	2030	1015



FIDDLE WITH SWIVEL



Art.no	Sheave Ø mm	Rope Ø mm	BL daN	SWL daN
65.423.035	42	10	720	360
65.423.043	48	12	1200	600
65.423.050	50	13	1290	645



SINGLE WITH BOW & BECKET



Art.no	Sheave Ø mm	Rope Ø mm	BL daN	SWL daN
65.402.030	30	10	820	410
65.402.035	35	12	1250	625
65.402.043	43	13	1490	745
65.402.050	50	14	2210	1105
65.402.063	63	16	2800	1400



DOUBLE WITH BOW & BECKET



Art.no	Sheave Ø mm	Rope Ø mm	BL daN	SWL daN
65.406.030	30	10	610	305
65.406.035	35	12	910	455
65.406.043	43	13	900	450
65.406.050	50	14	1700	850
65.406.063	63	16	2040	1020



TRIPLE WITH BOW & BECKET



Art.no	Sheave Ø mm	Rope Ø mm	BL daN	SWL daN
65.408.043	43	13	800	400
65.408.050	50	14	1050	525
65.408.063	63	16	4360	2180



4 BLOCKS

SINGLE WITH SWIVEL & BECKET



Art.no	Sheave Ø mm	Rope Ø mm	BL daN	SWL daN
65.413.035	35	12	1350	675
65.413.043	43	13	1210	605
65.413.050	50	14	2020	1010
65.413.063	63	16	2200	1100

DOUBLE WITH SWIVEL AND BECKET



Art.no	Sheave Ø mm	Rope Ø mm	BL daN	SWL daN
65.417.035	35	12	970	485
65.417.043	43	13	1000	500
65.417.050	50	14	1710	855
65.417.063	63	16	2010	1005

WIRE ROPE BLOCKS



- With wire rope sheeve and eye

Art.no	Sheave Ø mm	Rope Ø mm	BL daN	SWL daN
65.424.035	35	4	1150	575
65.424.043	43	5	1240	620
65.424.050	50	6	2040	1020
65.424.063	63	7	2010	1005

FIDDLE WITH CLEAT, SWIVEL AND BECKET



Art.no	Sheave Ø mm	Rope Ø mm	BL daN	SWL daN
65.425.010	42 + 20	10	740	370
65.425.012	48 + 25	12	1210	605
65.425.013	59 + 30	13	1200	600

FIDDLE BLOCK



- With 2 sheaves, swivel, becket and cleat

Art.no	Sheave Ø mm	Rope Ø mm	BL daN	SWL daN
65.427.000	63	16	2170	1085



- With 3 sheaves, swivel, becket and cleat

Art.no	Sheave Ø mm	Rope Ø mm	BL daN	SWL daN
65.427.003	63	16	2110	1005



CHEEK BLOCKS



Art.no	Sheave Ø mm	Rope Ø mm	BL daN	SWL daN
65.426.010	30	10	600	300
65.426.012	35	12	860	430
65.426.013	43	13	810	405
65.426.014	50	14	1500	750
65.426.016	63	16	1810	905



WIRE ROPE BLOCKS



- Big sheaves

Art.no	Sheave Ø mm	Steel cable Ø mm	BL daN	SWL daN
65.430.060	60	4	1130	565
65.430.075	75	5	1200	600
65.430.090	90	6	2040	1020
65.430.100	100	8	2010	1005



4 BLOCKS

HYE STANDARD BLOCKS

HYE Standard Blocks

- Injection moulded cheeks of black nylon
- Solid sheaves of extruded white poly-acetal
- Brass bushed bearings
- Strong frame construction of stainless steel SS AISI 316

SINGLE WITH BOW



Art.no	Sheave Ø mm	Rope Ø mm	BL daN	SWL daN
65.430.510	30	10	910	455
65.430.512	35	12	1180	590
65.430.513	43	13	1560	780
65.430.514	50	14	2020	1010
65.430.516	63	16	2000	1000

SINGLE WITH BOW AND BECKET



Art.no	Sheave Ø mm	Rope Ø mm	BL daN	SWL daN
65.431.010	30	10	920	460
65.431.012	35	12	1190	550
65.431.013	43	13	1530	765
65.431.014	50	14	2010	1005
65.431.016	63	16	2030	1015

SINGLE WITH SWIVEL



Art.no	Sheave Ø mm	Rope Ø mm	BL daN	SWL daN
65.431.510	30	10	800	400
65.431.512	35	12	1190	595
65.431.513	43	13	1110	555
65.431.514	50	14	2000	1000
65.431.516	63	16	2030	1015

SINGLE WITH SWIVEL AND BECKET



Art.no	Sheave Ø mm	Rope Ø mm	BL daN	SWL daN
65.432.010	30	10	900	450
65.432.012	35	12	1130	565
65.432.013	43	13	1100	550
65.432.014	50	14	2010	1005
65.432.016	63	16	2070	1035

DOUBLE WITH BOW



Art.no	Sheave Ø mm	Rope Ø mm	BL daN	SWL daN
65.432.510	30	10	910	455
65.432.512	35	12	1540	770
65.432.513	43	13	2120	1060
65.432.514	50	14	3160	1580
65.432.516	63	16	3400	1700



DOUBLE WITH BOW AND BECKET



Art.no	Sheave Ø mm	Rope Ø mm	BL daN	SWL daN
65.433.010	30	10	910	455
65.433.012	35	12	1520	760
65.433.013	43	13	2160	1080
65.433.014	50	14	3120	1560
65.433.016	63	16	3610	1805



DOUBLE WITH SWIVEL



Art.no	Sheave Ø mm	Rope Ø mm	BL daN	SWL daN
65.433.510	30	10	810	405
65.433.512	35	12	1100	550
65.433.513	43	13	1330	665
65.433.514	50	14	2140	1070
65.433.516	63	16	2150	1075



DOUBLE WITH SWIVEL AND BECKET



Art.no	Sheave Ø mm	Rope Ø mm	BL daN	SWL daN
65.434.010	30	10	800	400
65.434.012	35	12	1420	710
65.434.013	43	13	1350	650
65.434.014	50	14	2070	1035
65.434.016	63	16	2180	1090



FIDDLE WITH BOW



Art.no	Sheave Ø mm	Rope Ø mm	BL daN	SWL daN
65.434.510	42 + 20	10	900	450
65.434.512	48 + 25	12	1080	540
65.434.513	59 + 30	13	1520	760



4 BLOCKS

FIDDLE WITH SWIVEL, BECKET AND CLEAT



Art.no	Sheave Ø mm	Rope Ø mm	BL daN	SWL daN
65.435.010	42 + 20	10	920	460
65.435.012	48 + 25	12	1140	570
65.435.013	59 + 30	13	1320	660

DOUBLE WITH SWIVEL, BECKET AND CLEAT



Art.no	Sheave Ø mm	Rope Ø mm	BL daN	SWL daN
65.435.014	50	14	2160	1080
65.435.016	63	16	2010	1005

TRIPLE WITH BOW



Art.no	Sheave Ø mm	Rope Ø mm	BL daN	SWL daN
65.436.014	50	14	2260	1130
65.436.016	63	16	2480	1240

TRIPLE WITH SWIVEL, BECKET AND CLEAT



Art.no	Sheave Ø mm	Rope Ø mm	BL daN	SWL daN
65.435.614	50	14	2140	1070
65.435.616	63	16	2070	1035

CHEEK BLOCK



Art.no	Sheave Ø mm	Rope Ø mm	BL daN	SWL daN
65.437.010	30	10	1310	655
65.437.012	35	12	1630	815
65.437.013	43	13	1550	775
65.437.014	50	14	3290	1645
65.437.016	63	16	3470	1735

SINGLE WITH SNAP SHACKLE



Art.no	Sheave Ø mm	Rope Ø mm	BL daN	SWL daN
65.438.013	43	13	1190	595
65.438.014	50	14	2040	1020
65.438.016	63	16	2000	1000



SINGLE WITH SNAP SHACKLE AND BECKET



Art.no	Sheave Ø mm	Rope Ø mm	BL daN	SWL daN
65.438.513	43	13	1110	555
65.438.514	50	14	2160	1080
65.438.516	63	16	2030	1015



FIDDLE WITH SNAP SHACKLE



Art.no	Sheave Ø mm	Rope Ø mm	BL daN	SWL daN
65.439.013	59 + 30	13	1200	600



FIDDLE WITH SNAP SHACKLE, BECKET AND CLEAT



Art.no	Sheave Ø mm	Rope Ø mm	BL daN	SWL daN
65.439.513	59 + 30	13	1520	760



4 LEWMAR BLOCKS

LEWMAR CONTROL BLOCKS

LEWMAR

- Durable
- High work load
- Light weight
- Stainless steel ball bearings
- Colour black

Extra information:	30mm blocks 1 and 2 sheaves	30mm blocks 3 sheaves	40mm blocks 1 and 2 sheaves	40mm blocks 3 sheaves
Post-Ø	7,1mm	9,25mm	8mm	11,5mm
Shackle pin-Ø	4mm	5mm	4mm	6mm
Fit snap shackle	65.567.600	65.567.601	65.567.600	65.567.602
Use Cleat		65.559.140	65.559.140	65.559.140

CONTROL BLOCK SINGLE WITH SHACKLE

LEWMAR



Art.no	Man. no	Sheave Ø mm	Max. rope Ø mm	SWL daN	BL daN
65.567.750	29901321BK	30	8	200	480
65.567.754	29901421BK	40	10	240	800

CONTROL BLOCK DOUBLE

LEWMAR



Art.no	Man. no	Sheave Ø mm	Max. rope Ø mm	SWL daN	BL daN
65.567.751	29901322BK	30	8	300	600
65.567.755	29901422BK	40	10	480	1200

CONTROL BLOCK TRIPLE

LEWMAR



Art.no	Man. no	Sheave Ø mm	Max. rope Ø mm	SWL daN	BL daN
65.567.752	29901323BK	30	8	500	1000
65.567.756	29901423BK	40	10	720	1800

CONTROL BLOCK SINGLE WITH BECKET

LEWMAR



Art.no	Man. no	Sheave Ø mm	Max. rope Ø mm	SWL daN	BL daN
65.567.753	29901324BK	30	8	200	480
65.567.757	29901424BK	40	10	240	800

CONTROL BLOCK DOUBLE WITH BECKET

LEWMAR

Art.no	Man. no	Sheave Ø mm	Max. rope Ø mm	SWL daN	BL daN
65.567.758	29901325BK	30	8	300	600
65.567.764	29901425BK	40	10	480	1200



CONTROL BLOCK TRIPLE WITH BECKET

LEWMAR

Art.no	Man. no	Sheave Ø mm	Max. rope Ø mm	SWL daN	BL daN
65.567.759	29901326BK	30	8	500	1000
65.567.765	29901426BK	40	10	720	1800



CONTROL BLOCK SINGLE WITH BECKET AND CLEAT

LEWMAR

* SWL cleat 120daN

Art.no	Man. no	Sheave Ø mm	Max. rope Ø mm	SWL daN	BL daN
65.567.766	29901428BK	40	10	240*	800



CONTROL BLOCK TRIPLE WITH CLEAT

LEWMAR

* SWL cleat 120daN

Art.no	Man. no	Sheave Ø mm	Max. rope Ø mm	SWL daN	BL daN
65.567.760	29901328BK	30	8	500*	1000
65.567.767	29901429BK	40	10	720*	1800



CONTROL BLOCK TRIPLE WITH BECKET AND CLEAT

LEWMAR

* SWL cleat 120daN

Art.no	Man. no	Sheave Ø mm	Max. rope Ø mm	SWL daN	BL daN
65.567.761	29901330BK	30	8	500*	1000
65.567.768	29901430BK	40	10	720*	1800



CONTROL BLOCK SINGLE ON SPRING

LEWMAR

Art.no	Man. no	Sheave Ø mm	Max. rope Ø mm	SWL daN	BL daN
65.567.762	29901320BK	30	8	200	480
65.567.763	29901420BK	40	10	240	800



4 LEWMAR BLOCKS

CONTROL BLOCK SINGLE WITH BRACKET

LEWMAR

Art.no	Man. no	Sheave Ø mm	Max. rope Ø mm	SWL daN	BL daN
65.567.769	29901341BK	30	8	200	480
65.567.775	29901441BK	40	10	240	800

CONTROL BLOCK SINGLE WITH BRACKET AND BECKET

LEWMAR

Art.no	Man. no	Sheave Ø mm	Max. rope Ø mm	SWL daN	BL daN
65.567.770	29901314BK	30	8	200	480

CONTROL BLOCK FOOTBLOCK

LEWMAR

Art.no	Man. no	Sheave Ø mm	Max. rope Ø mm	SWL daN	BL daN
65.567.773	29901360BK	30	8	200	480
65.567.776	29901460BK	40	10	240	900

CONTROL BLOCK WEBBLOCK

LEWMAR

Art.no	Man. no	Sheave Ø mm	Max. rope Ø mm	SWL daN	BL daN
65.567.774	29901447BK	40	10	240	800

CONTROL BLOCK SINGLE LEADBLOCK

LEWMAR

Art.no	Man. no	Sheave Ø mm	Max. rope Ø mm	SWL daN	BL daN
65.567.771	29901361BK	30	8	200	480

CONTROL BLOCK DOUBLE LEADBLOCK

LEWMAR

Art.no	Man. no	Sheave Ø mm	Max. rope Ø mm	SWL daN	BL daN
65.567.772	29901362BK	30	8	200	480

CONTROL BLOCK SINGLE LEADBLOCK

LEWMAR

* No sheavelead

Art.no	Man. no	Sheave Ø mm	Max. rope Ø mm	SWL daN	BL daN
65.567.777	29901363BK*	30	8	200	480
65.567.779	29901463BK	40	10	240	900



CONTROL BLOCK TURNBLOCK

LEWMAR

* SWL cleat 120daN

Art.no	Man. no	Sheave Ø mm	Max. rope Ø mm	SWL daN	BL daN
65.567.778	29901365BK	30	8	200*	480



CONTROL BLOCK SNATCHBLOCK

LEWMAR

Art.no	Man. no	Sheave Ø mm	Max. rope Ø mm	SWL daN	BL daN
65.560.341	29900340	40	10	140	475



CONTROL BLOCK SINGLE RATCHED

LEWMAR

Art.no	Man. no	Sheave Ø mm	Max. rope Ø mm	SWL daN	BL daN
65.566.661	29901661	60	10	400	800



CONTROL BLOCK SINGLE RATCHED WITH BECKET

LEWMAR

Art.no	Man. no	Sheave Ø mm	Max. rope Ø mm	SWL daN	BL daN
65.566.665	29901665	60	10	400	800



4 LEWMAR BLOCKS

CONTROL BLOCK SINGLE RATCHED WITH CLEAT

LEWMAR



* SWL cleat 180daN

Art.no	Man. no	Sheave Ø mm	Max. rope Ø mm	SWL daN	BL daN
65.566.667	29901667	60	10	400*	800

CONTROL BLOCK TRIPLE RATCHED, CLEAT AND EYE

LEWMAR



* SWL cleat 180daN

Art.no	Man. no	Sheave Ø mm	Max. rope Ø mm	SWL daN	BL daN
65.566.668	29901668	60	10	1000*	2000

CONTROL BLOCK TRIPLE RATCHED, BECKET, CLEAT AND EYE

LEWMAR



* SWL cleat 180daN

Art.no	Man. no	Sheave Ø mm	Max. rope Ø mm	SWL daN	BL daN
65.566.670	29901670	60	10	1000*	2000

LEWMAR SYNCHRO BLOCKS

LEWMAR

The Lewmar Synchro range is the result of complete redesigning of blocks. This range changes performance of speed, efficiency and control. Scientifically optimised dimensions of the block, revolutionary free rolling bearings and a self pointing head, work together to reduce friction and improve efficiency up to 40% compared to a conventional main sail-system. The result is, that every part is synchronised with the movement of the rope, in such way, that you get an easier transmission of power from deck to sail - and this with less wear of your ropes.

Extra information:	50mm Blocks	60mm Blocks	72mm Blocks	90mm Blocks
Post-Ø	7,9mm	9,4mm	11,9mm	16,5mm
Shackle pin-Ø	4mm	5mm	6mm	9,8mm
Fit Traveler Upstand	-	Size 1 NTR	Size 2 NTR	Size 3 NTR
Fit Pad Eye	65.559.050	65.561.020		
Fit snap Shackle	65.567.600	65.567.601	65.567.602	65.567.603
Use Cleat	65.559.140	65.559.131	65.559.131	-

SYNCHRO BLOCK SINGLE

LEWMAR

Art.no	Man. no	Sheave Ø mm	SWL daN	Line size Ø mm	Max. rope Ø mm
65.568.001	29925001BK	50	450	6	10
65.568.101	29926001BK	60	800	8	10
65.568.201	29927201BK	72	1100	10	12
65.569.301	29929001BK	90	2000	12	14
65.568.551	29921051BK	105	3500	14	16



SYNCHRO BLOCK TOGGLE HEAD

LEWMAR

Art.no	Man. no	Sheave Ø mm	SWL daN	Line size Ø mm	Max. rope Ø mm
65.568.021	29925021BK	50	450	6	10
65.568.121	29926021BK	60	800	8	10
65.568.221	29927221BK	72	1100	10	12
65.569.321	29929021BK	90	2000	12	14



SYNCHRO BLOCK SINGLE WITH BECKET

LEWMAR

Art.no	Man. no	Sheave Ø mm	SWL daN	Line size Ø mm	Max. rope Ø mm
65.568.004	29925004BK	50	450	6	10
65.568.104	29926004BK	60	800	8	10
65.568.204	29927204BK	72	1100	10	12
65.569.304	29929004BK	90	2000	12	14
65.568.554	29921054BK	105	3500	14	16



SYNCHRO BLOCK SINGLE WITH BECKET AND CLEAT

LEWMAR

* SWL cleat 120daN

Art.no	Man. no	Sheave Ø mm	SWL daN	Line size Ø mm	Max. rope Ø mm
65.567.009	29925009BK	50	450*	6	10



SYNCHRO BLOCK DOUBLE

LEWMAR

Art.no	Man. no	Sheave Ø mm	SWL daN	Line size Ø mm	Max. rope Ø mm
65.568.002	29925002BK	50	450	6	10
65.568.102	29926002BK	60	800	8	10
65.568.202	29927202BK	72	1100	10	12
65.569.302	29929002BK	90	2000	12	14



4 LEWMAR BLOCKS

SYNCHRO BLOCK DOUBLE WITH BECKET

LEWMAR



Art.no	Man. no	Sheave Ø mm	SWL daN	Line size Ø mm	Max. rope Ø mm
65.568.005	29925005BK	50	450	6	10
65.568.105	29926005BK	60	800	8	10
65.568.205	29927205BK	72	1100	10	12

SYNCHRO BLOCK TRIPLE

LEWMAR



Art.no	Man. no	Sheave Ø mm	SWL daN	Line size Ø mm	Max. rope Ø mm
65.568.003	29925003BK	50	450	6	10
65.568.103	29926003BK	60	800	8	10
65.568.203	29927203BK	72	1100	10	12

SYNCHRO BLOCK TRIPLE WITH BECKET AND CLEAT

LEWMAR



* SWL cleat 120daN
** SWL cleat 180daN

Art.no	Man. no	Sheave Ø mm	SWL daN	Line size Ø mm	Max. rope Ø mm
65.568.010	29925010BK	50	450*	6	10
65.568.110	29926010BK	60	800**	8	10
65.568.210	29927210BK	72	1100**	10	12

SYNCHRO BLOCK FIDDLE

LEWMAR



Art.no	Man. no	Sheave Ø mm	SWL daN	Line size Ø mm	Max. rope Ø mm
65.568.031	29925031BK	50	450	6	10
65.568.131	29926031BK	60	800	8	10
65.568.231	29927231BK	72	1100	10	12
65.569.331	29929031BK	90	2000	12	14

SYNCHRO BLOCK FIDDLE WITH BECKET

LEWMAR



Art.no	Man. no	Sheave Ø mm	SWL daN	Line size Ø mm	Max. rope Ø mm
65.568.034	29925034BK	50	450	6	10
65.568.134	29926034BK	60	800	8	10
65.568.234	29927234BK	72	1100	10	12
65.569.334	29929034BK	90	2000	12	14

SYNCHRO BLOCK FIDDLE WITH CLEAT



* SWL cleat 120daN
** SWL cleat 180daN

Art.no	Man. no	Sheave Ø mm	SWL daN	Line size Ø mm	Max. rope Ø mm
65.568.037	29925037BK	50	450*	6	10
65.568.137	29926037BK	60	800**	8	10
65.568.237	29927237BK	72	1100**	10	12



SYNCHRO BLOCK FIDDLE WITH BECKET AND CLEAT



* SWL cleat 120daN
** SWL cleat 180daN
*** SWL cleat 200daN

Art.no	Man. no	Sheave Ø mm	SWL daN	Line size Ø mm	Max. rope Ø mm
65.568.039	29925039BK	50	450*	6	10
65.568.139	29926039BK	60	800**	8	10
65.568.239	29927239BK	72	1100**	10	12
65.569.339	29929039BK	90	2000***	12	14



SYNCHRO BLOCK SINGLE ALUMINIUM



Art.no	Man. no	Sheave Ø mm	SWL daN	Line size Ø mm	Max. rope Ø mm
65.568.129	29926029BK	60	800	8	10



LEWMAR HTX BLOCKS



Years of design and experience as a producer, combined with cooperation between yacht builders, designers and sailors has resulted in the range HTX Lewmar hardware range. Based on the racing range, the HTX blocks are made of aluminum parts that guarantee reliability.

Features

- Aluminium cheeks
- High workload and large line diameters
- Ball bearings on sides for smooth operation
- Head design of Lewmar racing range with swivel head locking mechanism



Zusätzliche Informationen:	50mm blocks	60mm blocks	72mm blocks	90mm blocks
Post-Ø	9,4mm	11,9mm	16,5mm	19,75mm
Shackle pin-Ø	5mm	6mm	9,8mm	10mm
fit traveler upstand	Size 1 NTR	Size 2 NTR	Size 2 NTR	Size 3 NTR
fit upstand	65.561.020	65.562.020		
fit snap shackle	65.567.601	65.567.602	65.567.603	

4 LEWMAR BLOCKS

HTX BLOCK SINGLE

LEWMAR



Art.no	Man. no	Sheave Ø mm	Max. rope Ø mm	SWL daN	BL daN
67.569.501	29195001	50	10	800	1600
67.569.601	29196001	60	12	1100	2200
67.569.701	29197201	72	14	2000	4000
67.569.901	29199001	90	16	3500	7000

HTX BLOCK DOUBLE

LEWMAR



Art.no	Man. no	Sheave Ø mm	Max. rope Ø mm	SWL daN	BL daN
67.569.502	29195002	50	10	800	1600
67.569.602	29196002	60	12	1100	2200
67.569.702	29197202	72	14	2000	4000

HTX BLOCK TRIPLE

LEWMAR



Art.no	Man. no	Sheave Ø mm	Max. rope Ø mm	SWL daN	BL daN
67.569.503	29195003	50	10	800	1600
67.569.603	29196003	60	12	1100	2200

HTX BLOCK SINGLE WITH BECKET

LEWMAR



Art.no	Man. no	Sheave Ø mm	Max. rope Ø mm	SWL daN	BL daN
67.569.504	29195004	50	10	800	1600
67.569.604	29196004	60	12	1100	2200
67.569.703	29197204	72	14	2000	4000
67.569.904	29199004	90	16	3500	7000

HTX BLOCK DOUBLE WITH BECKET

LEWMAR



Art.no	Man. no	Sheave Ø mm	Max. rope Ø mm	SWL daN	BL daN
67.569.505	29195005	50	10	800	1600
67.569.605	29196005	60	12	1100	2200

HTX FIDDLE

LEWMAR

Art.no	Man. no	Sheave Ø mm	Max. rope Ø mm	SWL daN	BL daN
67.569.506	29195031	50	8	800	1600
67.569.606	29196031	60	10	1100	2200
67.569.704	29197231	72	12	2000	4000



HTX FIDDLE WITH BECKET

LEWMAR

Art.no	Man. no	Sheave Ø mm	Max. rope Ø mm	SWL daN	BL daN
67.569.507	29195034	50	8	800	1600
67.569.607	29196034	60	10	1100	2200
67.569.705	29197234	72	12	2000	4000



HTX TOGGLE HEAD

LEWMAR

Art.no	Man. no	Sheave Ø mm	Max. rope Ø mm	SWL daN	BL daN
67.569.508	29195021	50	10	800	1600
67.569.608	29196021	60	12	1100	2200
67.569.706	29197221	72	14	2000	4000



HTX SINGLE WITH BECKET AND CLEAT

LEWMAR

* SWL cleat 120daN

** SWL cleat 180daN

Art.no	Man. no	Sheave Ø mm	Max. rope Ø mm	SWL daN	BL daN
67.569.509	29195009	50	10	800*	1600
67.569.609	29196009	60	12	1100**	2200



4 LEWMAR BLOCKS

HTX TRIPLE WITH BECKET AND CLEAT



* SWL cleat 120daN
** SWL cleat 180daN

Art.no	Man. no	Sheave Ø mm	Max. rope Ø mm	SWL daN	BL daN
67.569.510	29195010	50	10	800*	1600
67.569.610	29196010	60	12	1100**	2200

HTX FIDDLE WITH CLEAT



* SWL cleat 120daN
** SWL cleat 230daN

Art.no	Man. no	Sheave Ø mm	Max. rope Ø mm	SWL daN	BL daN
67.569.511	29195037	50	8	800*	1600
67.569.708	29197237	72	12	2000**	4000

HTX FIDDLE WITH BECKET AND CLEAT



* SWL cleat 120daN
** SWL cleat 180daN
*** SWL cleat 230daN

Art.no	Man. no	Sheave Ø mm	Max. rope Ø mm	SWL daN	BL daN
67.569.512	29195039	50	8	800*	1600
67.569.611	29196039	60	10	1100**	2200
67.569.709	29197239	72	12	2000***	4000

HTX SINGLE WEB



Art.no	Man. no	Sheave Ø mm	Max. rope Ø mm	SWL daN	BL daN
67.569.513	29195047	50	10	800	1600
67.569.613	29196047	60	12	1100	2200
67.569.713	29197247	72	14	2000	4000

HTX SINGLE UPSTAND

LEWMAR

Art.no	Man. no	Sheave Ø mm	Max. rope Ø mm	SWL daN	BL daN
67.569.516	29195011	50	10	400	800
67.569.616	29196011	60	12	500	1100
67.569.716	29197211	72	14	1000	2000
67.569.906	29199011	90	16	1700	3500



SNATCH BLOCK

LEWMAR

- Snatch block with stainless snap shackle and rubber cheeks
- For yachts 7,6 - 13,8m
- With delrin sheave with Ø 66mm
- Line Ø 14mm
- Stainless steel ball bearings

Art.no	Man. no	Size	Sheave	Sheave Ø mm	Rope Ø mm max	SWL daN	BL daN
65.565.001	19810600	1	delrin	66	14	1135	2270
65.565.004	19820600	2	delrin	80	16	1590	3180
65.565.007	19830500	3	aluminium	80	16	2155	4130



SNATCH BLOCK

LEWMAR

Art.no	Man. no	Sheave Ø mm	Max. rope Ø mm	SWL daN	BL daN
65.560.341	29900340	40	10	140	475



SYNCHRO SNAP SHACKLES

LEWMAR

- Specially designed for the Lewmar blocks range, making the blocks even more widely usable
- Usually also to be used on other brands
- These snap shackles offer the most compact solution for a blocksnap shackle-connection on the market



Art.no	Man. no	SWL daN	Pin Ø mm	Fork width mm	For sheave Ø mm
65.567.600	29925040	450	4,0	9,0	50
65.567.601	29926040	800	5,0	12,0	60
65.567.602	29927240	1100	6,0	13,0	72
65.567.603	29929040	2000	9,5	17,5	90

4 LEWMAR BLOCKS

UPSTANDS



- Suited for:
- 50mm Synchro
 - 60mm Control
 - 60mm Synchro

Art.no	Man. no	SWL daN	Base Ø mm
65.559.050	29904050	400	45



- Suited for:
- 50mm HTX
 - 60mm Synchro
 - 60mm Control Single/Violin

Art.no	Man. no	SWL daN	Base Ø mm
65.561.020	19811000	800	69



- Suited for:
- 60mm Racing Low-Load Single
 - 60mm HTX
 - 72mm Synchro
 - 80mm Low-Load Racing Single/Violin

Art.no	Man. no	SWL daN	Base Ø mm
65.562.020	19821000	1100	69



- Suited for:
- 72mm HTX
 - 90mm Synchro

Art.no	Man. no	SWL daN	Base Ø mm
65.563.020	19831000	2000	89

DECK EYES



- Stainless steel AISI 316
- For 60/80mm

Art.no	Man. no
65.567.626	29904060

CONTROL FOOTBLOCK



Art.no	Man. no	Sheave Ø mm	Description	SWL daN	BL daN
65.568.703	29194061	40	single block	750	1500



Art.no	Man. no	Sheave Ø mm	Description	SWL daN	BL daN
65.568.704	29194062	40	double block	750	1500

SYNCHRO FOOT BLOCKS

LEWMAR

Art.no	Man. no	Sheave Ø mm	SWL daN	BL daN
65.568.711	29926061BK	60	800	1600
65.568.721	29927261BK	72	1200	2400
65.568.731	29929061BK	90	2000	4000



SYNCHRO FOOT BLOCKS WITH STOPPER

LEWMAR

Art.no	Man. no	Sheave Ø mm	SWL daN	BL daN
65.568.712	29926064BK	60	800	1600
65.568.722	29927264BK	72	1200	2400
65.568.732	29929064BK	90	2000	4000



HTX FOOT BLOCKS

LEWMAR

Art.no	Man. no	Sheave Ø mm	SWL daN	BL daN
67.569.614	29196061	60	1100	2200
67.569.714	29197261	72	2000	4000
67.569.905	29196064	60	1100	2200



HTX FOOT BLOCKS WITH STOPPER

LEWMAR

Art.no	Man. no	Sheave Ø mm	SWL daN	BL daN
67.569.615	29196064	60	1100	2200
67.569.715	29197264	72	2000	4000



HIGH-LOAD SINGLE FOOTBLOCK

LEWMAR

Art.no	Man. no	Sheave Ø mm	SWL daN	BL daN
65.567.733	29946101	105	3750	7500



4 ORGANISERS

SYNCHRO ORGANISERS

LEWMAR

- 60mm sheaves
- For ropes up to 12mm



Art.no	Man. no	No of sheaves	Lenght mm	SWL daN
65.543.130	29916060BK	3 x 1	256	2550



Art.no	Man. no	No of sheaves	Lenght mm	SWL daN
65.543.131	29916042BK	3 x 2	256	3700

OCEAN ORGANISERS - 40MM SHEAVES

LEWMAR

- Aluminium with nylon sheaves
- For ropes up to Ø 10mm
- Sheave Ø 40mm



Art.no	Man. no	No of sheaves	Lenght mm	SWL daN
65.543.132	29139122BK	2	142	1005
65.543.133	29139123BK	3	189	1507
65.543.134	29139124BK	4	236	2010
65.543.135	29139125BK	5	283	2512
65.543.136	29139126BK	6	330	3015

OCEAN ORGANISERS - 60MM SHEAVES

LEWMAR

- Aluminium with nylon sheaves
- For ropes up to Ø 14mm
- Sheave Ø 60mm



Art.no	Man. no	No of sheaves	Lenght mm	SWL daN
65.542.022	29139112BK	2	231 x 28	2400
65.542.013	29139113BK	3	303 x 28	3000
65.542.023	29139114BK	4	375 x 28	3600

RONSTAN SERIE 15



Series allround stainless steel blocks with ball bearings, ideal to use for trim lines such as Cunningham down holders etc. or any other application where small smooth running blocks are necessary.

- Cheeks stainless steel AISI-316
- Stainless steel ball bearings
- Sheeves Acetal (UV stabilised)
- Sheeve diameter Ø 15mm
- Maximum line diameter Ø 5mm

SINGLE WITH SWIVEL



Art.no	Man. no	Sheave Ø mm	Max. rope Ø mm	SWL daN	BL daN	Weight g
65.500.200	RF15100	15	5	120	400	11



SINGLE



Art.no	Man. no	Sheave Ø mm	Max. rope Ø mm	SWL daN	BL daN	Weight g
65.500.201	RF15101	15	5	120	550	a



SINGLE WITH BECKET



Art.no	Man. no	Sheave Ø mm	Max. rope Ø mm	SWL daN	BL daN	Weight g
65.500.202	RF15111	15	5	120	550	9



SINGLE WITH UPSTAND



Art.no	Man. no	Sheave Ø mm	Max. rope Ø mm	SWL daN	BL daN	Weight g
65.500.203	RF15141	15	5	120	550	10



4 RONSTAN BLOCKS

CHECKBLOCK



Art.no	Man. no	Sheave Ø mm	Max. rope Ø mm	SWL daN	BL daN	Weight g
65.500.204	RF15151	15	5	120	550	9

SINGLE UPRIGHT LEADBLOCK



Art.no	Man. no	Sheave Ø mm	Max. rope Ø mm	SWL daN	BL daN	Weight g
65.500.205	RF15171	15	5	120	550	9

SINGLE PIVOTING LEADBLOCK



Art.no	Man. no	Sheave Ø mm	Max. rope Ø mm	SWL daN	BL daN	Weight g
65.500.206	RF15174	15	5	120	350	16

SINGLE SWIVEL HOOK HEAD



Art.no	Man. no	Sheave Ø mm	Max. rope Ø mm	SWL daN	BL daN	Weight g
65.500.207	RF15180	15	5	120	200	13

DOUBLE



Art.no	Man. no	Sheave Ø mm	Max. rope Ø mm	SWL daN	BL daN	Weight g
65.500.208	RF15202	15	5	240	700	23

DOUBLE WITH BECKET



Art.no	Man. no	Sheave Ø mm	Max. rope Ø mm	SWL daN	BL daN	Weight g
65.500.209	RF15212	15	5	240	700	24

TRIPLE



Art.no	Man. no	Sheave Ø mm	Max. rope Ø mm	SWL daN	BL daN	Weight g
65.500.210	RF15302	15	5	360	850	28



TRIPLE WITH BECKET



Art.no	Man. no	Sheave Ø mm	Max. rope Ø mm	SWL daN	BL daN	Weight g
65.500.211	RF15312	15	5	360	850	30



EXIT BLOCK



Art.no	Man. no	Sheave Ø mm	Max. rope Ø mm	SWL daN	BL daN	Weight g
65.500.212	RF15711	15	5	120	550	14



SADDLE WITH 9MM EYE



Art.no	Man. no	Description
65.500.215	RF133	saddle with 9mm eye



SHACKLE, SLOTTED PIN, SUITS RF15100



Art.no	Man. no	Description	SWL daN	BL daN	Weight g
65.500.216	RF613S	shackle, slotted pin, suits RF15100	280	550	3



SHACKLE, SUITS DOUBLE AND TRIPLE BLOCKS



Art.no	Man. no	Description	SWL daN	BL daN	Weight g
65.500.217	RF633S	shackle, suits double and triple blocks	600	800	5



4 RONSTAN BLOCKS

RONSTAN SERIES 20



- For rope up to 6mm
- Sheave Ø 20mm
- Double ball bearing made out of SS, runs very smoothly and can be used with high loads

SINGLE BLOCK



Art.no	Man. no	Sheave Ø mm	Max. rope/cable Ø mm	SWL daN	BL daN
65.501.949	RF20101HL	20	6/3	275	550
65.501.950	RF20101	20	6/-	250	550

SINGLE WITH BECKET



Art.no	Man. no	Sheave Ø mm	Max. rope Ø mm	SWL daN	BL daN
65.501.951	RF20111	20	6	250	550

DOUBLE BLOCK



Art.no	Man. no	Sheave Ø mm	Max. rope Ø mm	SWL daN	BL daN
65.501.956	RF20202	20	6	350	700

DOUBLE BLOCK WITH BECKET



Art.no	Man. no	Sheave Ø mm	Max. rope Ø mm	SWL daN	BL daN
65.501.957	RF20212	20	6	350	700

TRIPLE BLOCK



Art.no	Man. no	Sheave Ø mm	Max. rope Ø mm	SWL daN	BL daN
65.501.962	RF20302	20	6	400	850

TRIPLE BLOCK WITH BECKET



Art.no	Man. no	Sheave Ø mm	Max. rope Ø mm	SWL daN	BL daN
65.501.963	RF20312	20	6	400	850

SINGLE ON SPRING



Art.no	Man. no	Sheave Ø mm	Max. rope Ø mm	SWL daN	BL daN
65.501.976	RF20141	20	6	250	550



TRIPLE BLOCK WITH BECKET AND CLEAT



* SWL cleat 125daN

Art.no	Man. no	Sheave Ø mm	Max. rope Ø mm	SWL daN	BL daN
65.501.965	RF20332	20	6	400*	850



SINGLE TURNING BLOCK



Art.no	Man. no	Sheave Ø mm	Max. rope Ø mm	SWL daN	BL daN
65.501.978	RF20151	20	6	250	550



LEAD BLOCK



Art.no	Man. no	Sheave Ø mm	Max. rope Ø mm	SWL daN	BL daN
65.501.979	RF20151A	20	6	200	550



SINGLE BLOCK WITH SWIVEL HEAD



Art.no	Man. no	Sheave Ø mm	Max. rope Ø mm	SWL daN	BL daN
65.501.981	RF20100	20	6	250	550



SINGLE BLOCK OPEN FORK



Art.no	Man. no	Sheave Ø mm	Max. rope/cable Ø mm	SWL daN	BL daN
65.501.184	RF20101HL	20	6/3	275	550



4 RONSTAN BLOCKS

DOUBLE BLOCK FIXED



Art.no	Man. no	Sheave Ø mm	Max. rope Ø mm	SWL daN	BL daN
65.501.281	RF20281	20	6	250	550

DOUBLE BLOCK FIXED



Art.no	Man. no	Sheave Ø mm	Max. rope Ø mm	SWL daN	BL daN
65.501.284	RF20284	20	6	250	550

LEAD BLOCK



Art.no	Man. no	Sheave Ø mm	Max. rope Ø mm	SWL daN	BL daN
65.501.985	RF20711	20	6	250	1000

LEAD BLOCK



Art.no	Man. no	Sheave Ø mm	Max. rope/cable Ø mm	SWL daN	BL daN
65.520.985	RF20711HL	20	6/3	275	1000

LEAD BLOCK



Art.no	Man. no	Sheave Ø mm	Max. rope Ø mm	SWL daN	BL daN
65.501.986	RF20711A	20	6	250	1000

SHACKLE



Art.no	Man. no	Description	Suited to
65.501.850	RF1850S	Shackle for block, 3 mm pin	RF20101, RF20101HL, RF20111

SINGLE BLOCK EXIT BOX



- Ball bearings

Art.no	Man. no	Sheave Ø mm	Max. rope/cable Ø mm	SWL daN	BL daN
65.511.017	RF30711	30	8/-	300	750
65.520.017	RF30711HL	30	8/3	300	750



DOUBLE BLOCK EXIT BOX



- Ball bearings

Art.no	Man. no	Sheave Ø mm	Max. rope Ø mm	SWL daN	BL daN
65.511.018	RF30721	30 + 30	8	300	750



STAND UP BLOCK



- Ball bearings

Art.no	Man. no	Sheave Ø mm	Max. rope Ø mm	SWL daN	BL daN
65.501.171	RF20171	20	6	250	550
65.511.009	RF30171	30	8	300	750



LEAD BLOCK WITH SWIVEL BASE



- Ball bearings

Art.no	Man. no	Sheave Ø mm	Max. rope Ø mm	SWL daN	BL daN
65.501.174	RF20174	20	6	250	550
65.511.174	RF30174	30	8	300	650



LEAD BLOCK



* SWL cleat 125daN

Art.no	Man. no	Line size Ø mm	SWL daN	BL daN
65.501.175	RF20175	2-6	150*	300



4 RONSTAN BLOCKS

RONSTAN SERIES 40, 50 AND 60



(BB) Ball Bearing Block: with acetal bearings for high loads

(AP) All Purpose Block: maintenance free

(HL) High Load Block: for extreme loads for rope and wire

Blocks "Series 40"

- Sheave Ø 40mm
- Rope up to Ø 10mm
- Steel wire up to Ø 4mm (HL)
- Violin block rope up to Ø 8mm
- Stainless steel block rope up to Ø 6mm

Blocks "Series 50"

- Sheave Ø 50mm
- Rope up to Ø 12mm
- Steel wire up to Ø 5mm (HL)
- Violin block rope up to Ø 10mm
- Stainless steel block rope up to Ø 8mm

Blocks "Serie 60"

- Sheave Ø 60mm
- Rope up to Ø 14mm

SINGLE BLOCK



Art.no	Man. no	Sheave Ø mm	Max. rope Ø mm	SWL daN	BL daN
65.511.101	RF41101 (AP)	40	10	400	1000
65.531.101	RF51101 (AP)	50	12	750	1500

SINGLE BLOCK SWIVEL HEAD



Art.no	Man. no	Sheave Ø mm	Max. rope/cable Ø mm	SWL daN	BL daN
65.511.100	RF41100 (AP)	40	10/-	400	1000
65.532.150	RF50100 (HL)	50	12/5	750	1500
65.531.100	RF51100 (AP)	50	12/-	750	1500

Art.no	Man. no	Sheave Ø mm	Max. rope Ø mm	SWL daN	BL daN
65.531.160	RF66100 (AP)	60	14	1100	2200

SINGLE BLOCK WITH BECKET



Art.no	Man. no	Sheave Ø mm	Max. rope Ø mm	SWL daN	BL daN
65.531.111	RF51111 (AP)	50	12	750	1500

SINGLE BLOCK SWIVEL HEAD AND BECKET



Art.no	Man. no	Sheave Ø mm	Max. rope Ø mm	SWL daN	BL daN
65.512.110	RF40110 (BB)	40	10	350	1000
65.511.110	RF41110 (AP)	40	10	400	1000
65.531.110	RF51110 (AP)	50	12	750	1500

DOUBLE BLOCK WITH SWIVEL SHACKLE



Art.no	Man. no	Sheave Ø mm	Max. rope Ø mm	SWL daN	BL daN
65.511.200	RF41200 (AP)	40	10	600	1200
65.531.200	RF51200 (AP)	50	12	1000	2000



DOUBLE BLOCK WITH SWIVEL SHACKLE AND BECKET



Art.no	Man. no	Sheave Ø mm	Max. rope Ø mm	SWL daN	BL daN
65.511.210	RF41210 (AP)	40	10	600	1200
65.531.210	RF51210 (AP)	50	12	1000	2000



TRIPLE BLOCK WITH SWIVEL SHACKLE



Art.no	Man. no	Sheave Ø mm	Max. rope Ø mm	SWL daN	BL daN
65.511.300	RF41300 (AP)	40	10	700	1400
65.531.300	RF51300 (AP)	50	12	1200	2400



SINGLE BLOCK SPRING STAND-UP



Art.no	Man. no	Sheave Ø mm	Max. rope Ø mm	SWL daN	BL daN
65.511.140	RF41140 (AP)	40	10	400	800



FIDDLE BLOCK WITH UNIVERSAL SHACKLE



Art.no	Man. no	Sheave Ø mm	Max. rope Ø mm	SWL daN	BL daN
65.511.500	RF41500 (AP)	40 + 24	8	400	1000
65.531.500	RF51500 (AP)	54 + 34	10	750	1500



4 RONSTAN BLOCKS

FIDDLE BLOCK WITH UNIVERSAL SHACKLE AND BECKET



Art.no	Man. no	Sheave Ø mm	Max. rope Ø mm	SWL daN	BL daN
65.511.510	RF41510 (AP)	40 + 24	8	400	1000
65.531.510	RF51510 (AP)	54 + 34	10	750	1500

FIDDLE BLOCK WITH UNIVERSAL SHACKLE AND CLEAT



* SWL cleat 125daN

Art.no	Man. no	Sheave Ø mm	Max. rope Ø mm	SWL daN	BL daN
65.511.520	RF41520 (AP)	40 + 24	8	400*	1000

FIDDLE BLOCK WITH UNIVERSAL SHACKLE, BECKET AND CLEAT



* SWL cleat 125daN

** SWL cleat 175daN

Art.no	Man. no	Sheave Ø mm	Max. rope Ø mm	SWL daN	BL daN
65.511.530	RF41530 (AP)	40 + 24	8	400*	1000
65.531.530	RF51530 (AP)	54 + 34	10	750**	1500

SNAP SHACKLE



Special shackle for series "40" and "50"

Art.no	Man. no	SWL daN	BL daN
74.556.170	RF6170	500	1000

LEAD BLOCK



Art.no	Man. no	Sheave Ø mm	Max. rope Ø mm	SWL daN	BL daN
65.511.151	RF41151 (AP)	40	10	400	1000



ADAPTOR RF41153



Art.no	Description
65.511.153	For 65.511.151, RF41151



TURNING BLOCK



- Ball bearings

Art.no	Man. no	Sheave Ø mm	Max. rope Ø mm	SWL daN	BL daN
65.532.350	RF51171 (AP)	50	12	750	1500



RONSTAN 20 BB SERIES ORBIT



CONVERT The choice is yours when it comes to attachment. In a matter of seconds change from the stainless steel shackle to the incredibly light and flexible Dyneema® link for ultimate performance.

RF9003-07

SINGLE, LASHING



Art.no	Man. no	Sheave Ø mm	Max. rope Ø mm	SWL daN	BL daN
65.511.029	RF25109	20	6	250	550



4 RONSTAN BLOCKS

RONSTAN 30 BB SERIES ORBIT



SINGLE WITH SWIVEL



*D = Nylatron® sheave bearing

Art.no	Man. no	Sheave Ø mm	Max. rope Ø mm	SWL daN	BL daN
65.511.030	RF35100	30	8	300	600
65.511.032	RF35100D*	30	8	300	600

SINGLE, SLOTTED, SWIVEL



Art.no	Man. no	Sheave Ø mm	Max. rope Ø mm	SWL daN	BL daN
65.511.031	RF35100A	30	8	300	600

SINGLE, H. FIXED



*D = Nylatron® sheave bearing

Art.no	Man. no	Sheave Ø mm	Max. rope Ø mm	SWL daN	BL daN
65.511.033	RF35101	30	8	300	600
65.511.034	RF35101D*	30	8	300	600

SINGLE, STAND-UP, SWIVEL



Art.no	Man. no	Sheave Ø mm	Max. rope Ø mm	SWL daN	BL daN
65.511.040	RF35140	30	8	300	600

SINGLE, STAND-UP, H. FIXED



Art.no	Man. no	Sheave Ø mm	Max. rope Ø mm	SWL daN	BL daN
65.511.041	RF35141	30	8	250	500

FOOTBLOCK



Art.no	Man. no	Sheave Ø mm	Max. rope Ø mm	SWL daN	BL daN
65.511.042	RF35151	30	8	300	600



DOUBLE, FIXED SHACKLE



Art.no	Man. no	Sheave Ø mm	Max. rope Ø mm	SWL daN	BL daN
65.511.043	RF35202	30	8	450	900



DOUBLE, FIXED BECKET



*Becket suits up to 6mm (1/4") line. For lines above 6mm (1/4") use an additional Dyneema® link (sold separately)

**Total block load. Load on becket not to exceed 31% of block load. ie. M.W.L 140daN (307lb). Suitable for 4:1 system at rated block load

***Total block load. Load on becket not to exceed 31% of block load. ie. BL 280daN (614lb). Suitable for 4:1 system at rated block load

Art.no	Man. no	Sheave Ø mm	Max. rope Ø mm	SWL daN	BL daN
65.511.044	RF35212	30	8*	450**	900***



2X SINGLE, LINKED



Art.no	Man. no	Sheave Ø mm	Max. rope Ø mm	SWL daN	BL daN
65.511.045	RF35284	30 + 30	8	300	600



2X SINGLE, CLEW RING



Art.no	Man. no	Sheave Ø mm	Max. rope Ø mm	SWL daN	BL daN
65.511.046	RF35286	30	8	300	600



4 RONSTAN BLOCKS

TRIPLE, FIXED SHACKLE



Art.no	Man. no	Sheave Ø mm	Max. rope Ø mm	SWL daN	BL daN
65.511.047	RF35302	30	8	550	1100

TRIPLE, FIXED, BECKET



*Becket suits up to 6mm (1/4") line. For lines above 6mm (1/4") use an additional Dyneema® link (sold separately)

**Total block load. Load on becket not to exceed 25% of block load. ie. M.W.L 140daN (307lb). Suitable for 6:1 system at rated block load

***Total block load. Load on becket not to exceed 25% of block load. ie. BL 280daN (614lb). Suitable for 6:1 system at rated block load

Art.no	Man. no	Sheave Ø mm	Max. rope Ø mm	SWL daN	BL daN
65.511.048	RF35312	30	8*	550**	1100***

TRIPLE, CLEAT



*SWL cleat 125daN

Art.no	Man. no	Sheave Ø mm	Max. rope Ø mm	SWL daN	BL daN
65.511.049	RF35322	30	8*	550	1100

TRIPLE CLEAT, BECKET



*Becket suits up to 6mm (1/4") line. For lines above 6mm (1/4") use an additional Dyneema® link (sold separately)

**Total block load. Load on becket not to exceed 25% of block load. ie. M.W.L 140daN (307lb). Suitable for 6:1 system at rated block load

***Total block load. Load on becket not to exceed 25% of block load. ie. BL 280daN (614lb). Suitable for 6:1 system at rated block load

** SWL cleat 125daN

Art.no	Man. no	Sheave Ø mm	Max. rope Ø mm	SWL daN	BL daN
65.511.050	RF35332	30	8*	550**	1100***

SHACKLE FOR RF35101 EN RF35101D



Art.no	Man. no	Suited to
65.511.051	RF1850S-2	RF35101, RF35101D

RONSTAN 40, 55 AND 70 BB SERIES ORBIT



- Orbit blocks are often used by regatta sailors
- Dyneema® rope links, making the block lighter in weight

SINGLE



Art.no	Man. no	Sheave Ø mm	Max. rope Ø mm	SWL daN	BL daN
65.545.101	RF45101	40	9	325	700
65.555.101	RF55101	55	10	500	1000



SINGLE WITH BECKET



- * Becket SWL 125daN, BL 250daN
- ** Becket SWL 250daN, BL 500daN
- *** Becket SWL 350daN, BL 700daN

Art.no	Man. no	Sheave Ø mm	Max. rope Ø mm	SWL daN	BL daN
65.545.111	RF45111	40	9	325*	700
65.555.111	RF55111	55	10	500**	1000
65.556.341	RF75111	70	12	700***	1400



SINGLE, BECKET AND CLEAT



- * Becket SWL 125daN, BL 250daN
- SWL cleat 125daN

Art.no	Man. no	Sheave Ø mm	Max. rope Ø mm	SWL daN	BL daN
65.545.131	RF45130	40	9	325*	650



DOUBLE



Art.no	Man. no	Sheave Ø mm	Max. rope Ø mm	SWL daN	BL daN
65.545.201	RF45201	40	9	500	1000
65.555.201	RF55201	55	10	800	1600



4 RONSTAN BLOCKS

TRIPLE



Art.no	Man. no	Sheave Ø mm	Max. rope Ø mm	SWL daN	BL daN
65.555.301	RF55301	55	10	1000	2000

FIDDLE



Art.no	Man. no	Sheave Ø mm	Max. rope Ø mm	SWL daN	BL daN
65.545.501	RF45501	40 + 22	9	325	700
65.555.501	RF55501	55 + 35	10	500	1000

FIDDLE WITH BECKET



* Becket SWL 125daN, BL 250daN
 ** Becket SWL 250daN, BL 500daN

Art.no	Man. no	Sheave Ø mm	Max. rope Ø mm	SWL daN	BL daN
65.545.511	RF45511	40 + 22	9	325*	700
65.555.511	RF55511	55 + 35	10	500**	1000

FIDDLE WITH CLEAT



* Becket SWL 125daN, BL 250daN
 SWL cleat 125daN

Art.no	Man. no	Sheave Ø mm	Max. rope Ø mm	SWL daN	BL daN
65.545.521	RF45521	40 + 22	9	325*	700
65.555.521	RF55521	55 + 35	10	500**	1000

FIDDLE, BECKET, CLEAT



* Becket SWL 125daN, BL 250daN
 SWL cleat 125daN

** Becket SWL 250daN, BL 500daN
 SWL cleat 175daN

Art.no	Man. no	Sheave Ø mm	Max. rope Ø mm	SWL daN	BL daN
65.545.531	RF45531	40 + 22	9	325*	700
65.555.531	RF55531	55 + 35	10	500**	1000

FOOTBLOCK



Art.no	Man. no	Sheave Ø mm	Max. rope Ø mm	SWL daN	BL daN
65.545.151	RF45151	40	9	325	700
65.555.151	RF55151	55	10	500	1000



TURNBLOCK



Art.no	Man. no	Sheave Ø mm	Max. rope Ø mm	SWL daN	BL daN
65.555.171	RF55171	55	10	500	1000



SWIVELHEAD BLOCK



Swivel head for unlimited block rotation.

Stainless steel shackle head for ultimate durability with harsh fixing points.

*Becket SWL 125daN, BL250daN

**Becket SWL 250daN, BL500daN

Art.no	Man. no	Sheave Ø mm	Max. rope Ø mm	SWL daN	BL daN
65.545.110	RF45110	40	9	325*	650
65.555.110	RF55110	55	10	500**	1000



LINK RETAINERS



Ronstan 40 BB series

Sheave 40 mm for rope till 9 mm.

Art.no	Man. no	Description	Suited to
65.540.001	RF40001	link retainer small	40 series
65.555.001	RF50001	retainer clip	55 serie 1 sheave



Ronstan 55 BB series

Sheave 55 mm for rope till 10 mm.

Art.no	Man. no	Description	Suited to
65.540.002	RF40002	link retainer large	40 series
65.555.002	RF50002	retainer clip	55 serie 2 sheaves
65.555.003	RF50003	retainer clip	55 serie 3 sheaves



4 RONSTAN BLOCKS

DYNEEMA® LINK



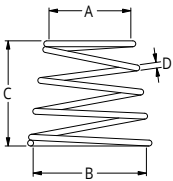
Art.no	Man. no	Description	Suited to
65.549.003	RF9003-07	Dyneema Link Ø3mm, 70mm	S40
65.555.004	RF9004-08	Dyneema Link Ø4mm, 80mm	S40 single
67.551.920	RF9004-09	Dyneema Link Ø4mm, 95mm	S55 & S40 BB Orbit Blocks with 25T-Track Travellers
65.555.005	RF9005-10	Dyneema Link Ø5mm, 100mm	S70 single

STAND UP BASES



Art.no	Man. no	Description	SWL daN	BL daN
65.542.454	RF2454	stand-up base 40 series	325	700
65.555.455	RF2455	stand-up base	500	1000

SPRING



Art.no	Man. no	Description	A mm	B mm	C mm	D mm
73.110.318	RF318	spring	16	23	22	1



Art.no	Man. no	Description	A mm	B mm	C mm	D mm
65.504.319	RF319	spring	16	16	32	2

RONSTAN ORBIT RATCHET SERIES



- Dyneema® shackles (weight saving, without negatively affecting the workload)
- Supplied with clear manual (how to attach the Dyneema® link)

SINGLE AUTO



Art.no	Man. no	Sheave Ø mm	Max. rope Ø mm	SWL daN	BL daN
65.546.101	RF46101	40	9	175	500

SINGLE MANUAL



Art.no	Man. no	Sheave Ø mm	Max. rope Ø mm	SWL daN	BL daN
65.546.102	RF46102	40	9	175	500



SINGLE AUTO & MANUAL



Art.no	Man. no	Sheave Ø mm	Max. rope Ø mm	SWL daN	BL daN
65.556.101	RF56101	55	10	250	750



SINGLE, AUTO & MANUAL SWIVEL



Art.no	Man. no	Sheave Ø mm	Max. rope Ø mm	SWL daN	BL daN
65.556.100	RF56100	55	10	250	650



FOOTBLOCK, CLOCKWISE, AUTO



Art.no	Man. no	Sheave Ø mm	Max. rope Ø mm	SWL daN	BL daN
65.546.151	RF46151	40	9	175	500



FOOTBLOCK CLOCKWISE AUTO & MANUAL



Art.no	Man. no	Sheave Ø mm	Max. rope Ø mm	SWL daN	BL daN
65.556.151	RF56151	55	10	250	700



4 RONSTAN BLOCKS

FOOTBLOCK, ANTI-CLOCK, AUTO



Art.no	Man. no	Sheave Ø mm	Max. rope Ø mm	SWL daN	BL daN
65.546.152	RF46151A	40	9	175	500

FOOTBLOCK ANTI-CLOCK AUTO & MANUAL



Art.no	Man. no	Sheave Ø mm	Max. rope Ø mm	SWL daN	BL daN
65.556.152	RF56151A	55	10	250	700

SINGLE, MANUAL, SWIVEL SHACKLE HEAD



Art.no	Man. no	Sheave Ø mm	Max. rope Ø mm	SWL daN	BL daN
65.546.100	RF46100	40	9	175	500

SINGLE, MANUAL, SWIVEL SHACKLE HEAD



Art.no	Man. no	Sheave Ø mm	Max. rope Ø mm	SWL daN	BL daN
65.546.105	RF46100M	40	9	175	500

RONSTAN CORE BLOCKS



- Dual bearing system
- Can therefore handle low to high loads well and from dynamic to static loads
- Made of Acetal discs, aluminium cheeks, stainless steel fastening material
- Suitable for cruising and competition ships
- For ships up to approximately 13 meters

SINGLE BLOCK



Art.no	Man. no	Sheave Ø mm	Max. rope Ø mm	SWL daN	BL daN
65.564.100	RF64100	60	12	1000	2000



SINGLE BLOCK, THREAD SHEAVE



Art.no	Man. no	Sheave Ø mm	Max. rope/cable Ø mm	SWL daN	BL daN
65.564.101	RF64100AW	60	12/5	1000	2000



HALYARD BLOCK



Art.no	Man. no	Sheave Ø mm	Max. rope Ø mm	SWL daN	BL daN
65.564.108	RF64108	60	12	1000	2000



HALYARD BLOCK, THREAD SHEAVE



Art.no	Man. no	Sheave Ø mm	Max. rope/cable Ø mm	SWL daN	BL daN
65.564.109	RF64108AW	60	12/5	1000	2000



MAST BASE BLOK, C.P. HEAD



Art.no	Man. no	Sheave Ø mm	Max. rope Ø mm	SWL daN	BL daN
65.564.111	RF64108A	60	12	1000	2000



4 RONSTAN BLOCKS

SINGLE BLOCK, BECKET



Art.no	Man. no	Sheave Ø mm	Max. rope Ø mm	SWL daN	BL daN
65.564.110	RF64110	60	12	1000	2000

SINGLE BLOCK, BECKET, CLEAT



* SWL cleat 175daN

Art.no	Man. no	Sheave Ø mm	Max. rope Ø mm	SWL daN	BL daN
65.564.130	RF64130	60	12	1000*	2000

STAND-UP BLOCK



Art.no	Man. no	Sheave Ø mm	Max. rope Ø mm	SWL daN	BL daN
65.564.140	RF64140	60	12	1000	2000

FOOT BLOCK, SINGLE



Art.no	Man. no	Sheave Ø mm	Max. rope Ø mm	SWL daN	BL daN
65.564.151	RF64151	60	12	1000	2000

DOUBLE BLOCK



* Maximum SWL and BL entire block, so maximum SWL and BL per sheave is 50%

Art.no	Man. no	Sheave Ø mm	Max. rope Ø mm	SWL daN	BL daN
65.564.202	RF64202	60	12	1000*	2000*

FOOTBLOCK DOUBLE



* Maximum SWL and BL entire block, so maximum SWL and BL per sheave is 50%

Art.no	Man. no	Sheave Ø mm	Max. rope Ø mm	SWL daN	BL daN
65.564.251	RF64251	60	12	1000*	2000*



FIDDLE, SINGLE



Art.no	Man. no	Sheave Ø mm	Max. rope Ø mm	SWL daN	BL daN
65.564.500	RF64500	60 + 30	12	1000	2000



FIDDLE, SINGLE, SHACKLE



Art.no	Man. no	Sheave Ø mm	Max. rope Ø mm	SWL daN	BL daN
65.564.503	RF64503	60 + 30	12	1000	2000



FIDDLE, SINGLE, CLEAT



SWL cleat 175daN

Art.no	Man. no	Sheave Ø mm	Max. rope Ø mm	SWL daN	BL daN
65.564.520	RF64520	60 + 30	12	1000*	2000



SINGLE BLOCK



Art.no	Man. no	Sheave Ø mm	Max. rope Ø mm	SWL daN	BL daN
65.574.100	RF74100	75	14	1500	3000



4 RONSTAN BLOCKS

HALYARD BLOCK



Art.no	Man. no	Sheave Ø mm	Max. rope Ø mm	SWL daN	BL daN
65.574.108	RF74108	75	14	1500	3000

SINGLE BLOCK, BECKET



Art.no	Man. no	Sheave Ø mm	Max. rope Ø mm	SWL daN	BL daN
65.574.110	RF74110	75	14	1500	3000

STAND-UP BLOCK



Art.no	Man. no	Sheave Ø mm	Max. rope Ø mm	SWL daN	BL daN
65.574.140	RF74140	75	14	1500	3000

FOOTBLOCK, SINGLE



Art.no	Man. no	Sheave Ø mm	Max. rope Ø mm	SWL daN	BL daN
65.574.151	RF74151	75	14	1500	3000

DOUBLE BLOCK



Art.no	Man. no	Sheave Ø mm	Max. rope Ø mm	SWL daN	BL daN
65.574.202	RF74202	75	14	1500	3000

RONSTAN GUIDEBLOCKS



- Black anodized housing with Acetal sheaves
- For rope Ø max. 12mm

RF 41821

Art.no	Man. no	Sheave Ø mm	SWL daN	BL daN
65.540.007	RF41821 (AP)	2 x 40	500	1000
65.540.008	RF41831	3 x 40	500	1000
65.540.009	RF41841	4 x 40	500	1000

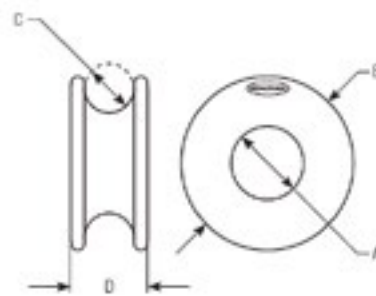


LOW FRICTION RINGS



Low Friction rings can be used as a lightweight alternative to a block in some applications. They are best suited for systems requiring relatively small line deflection angles, or for high static forces.

- Compact & lightweight
- Low friction
- Deep, secure lashing groove
- Durable
- Simple & reliable design
- Low maintenance



Art.no	Man. no	A mm	B mm	C mm	D mm	MWL kg	Weight g
65.500.102	RF8090-05	5,0	15,0	4,5	7,5	500	1,5
65.500.105	RF8090-08	8,0	22,0	7,0	11,0	1000	4,0
65.500.106	RF8090-11	11,0	29,0	8,0	13,0	2000	8,4
65.500.107	RF8090-16	16,0	38,0	11,0	17,0	3500	17,3
65.500.108	RF8090-21	21,0	47,0	14,5	22,0	5000	33,0
65.500.109	RF8090-26	26,0	57,0	16,0	25,0	7000	57,0

RONSTAN SHOCKS



Shocks are extremely strong with a maximum breaking load of no less than 1000 kg and with a weight of up to 12 grams a lot lighter than standard blocks. The Ronstan Shocks are ideal for guiding lines with low resistance is not a problem, or for applications with high load.

- Diskless block
- No moving parts
- Maintenance free
- Indestructible
- Resistant to sand and salt

Delivery RF8080 series per pair, RF8081 per piece.



Art.no	Man. no	Colour	Rope Ø mm	Length mm	Width mm	Thickness mm	Max. size mounting loop width x Ømm	BL kg	Weight g	Pcs
65.500.115	RF8080BLU	blue	1,5-5,0	22,9	14,9	8,5	8 x 5	350	2,5	2

4 RONSTAN BLOCKS



Art.no	Man. no	Colour	Rope Ø mm	Length mm	Width mm	Thickness mm	Max. size mounting loop width x Ømm	BL kg	Weight g	Pcs
65.500.117	RF8080GRY	grey	1,5-5,0	22,9	14,9	8,5	8 x 5	350	2,5	2



Art.no	Man. no	Colour	Rope Ø mm	Length mm	Width mm	Thickness mm	Max. size mounting loop width x Ømm	BL kg	Weight g	Pcs
65.500.118	RF8080R	red	1,5-5,0	22,9	14,9	8,5	8 x 5	350	2,5	2



Art.no	Man. no	Colour	Rope Ø mm	Length mm	Width mm	Thickness mm	Max. size mounting loop width x Ømm	BL kg	Weight g	Pcs
65.500.119	RF8081BLU	blue	3,0-10,0	36,0	24,8	14,5	10 x 10	1000	12,0	1



Art.no	Man. no	Colour	Rope Ø mm	Length mm	Width mm	Thickness mm	Max. size mounting loop width x Ømm	BL kg	Weight g	Pcs
65.500.120	RF8081R	red	3,0-10,0	36,0	24,8	14,5	10 x 10	1000	12,0	1

TITANIUM HIGH LOAD RINGS



- Light weight and very strong
- Abrasion resistant and corrosion proof
- Ideal for high load racing applications
- Use with all types of fibre or steel wire ropes
- It is also ideal for use on kitesurf brake lines as there is nothing to jamb up with sand

Art.no	Type	Rope Ø mm	Ø x H mm	Hole Ø mm	Pcs
65.500.125	PT5107/R	3-4	16 x 6	7	1
65.500.126	PT5110/R	5-6	23 x 8	10	1

STAINLESS STEEL BLOCKS



SS AISI 316

Single block with loop top

- Sheave 20mm
- SWL 150daN
- For line max. 5mm
- Breaking load 400daN



Art.no **Man. no**

65.501.666 RF666

Single block with tube rivet

- Sheave 20mm
- SWL 150daN
- For line max. 5mm
- Breaking load 450daN



Art.no **Man. no**

65.501.661 RF661

Double block with tube rivet

- Sheave 20mm
- SWL 300daN
- For line max. 5mm
- Breaking load 600daN



Art.no **Man. no**

65.501.662 RF662

Single block with loop top

- Sheave 25mm
- SWL 300daN
- For line max. 6mm
- Breaking load 600daN



Art.no **Man. no**

65.500.571 RF571

Single block with swivel ring top

- For line max. 6mm
- SWL 300daN
- Sheave dia 25,4mm
- Breaking load 600daN



Art.no **Man. no**

65.502.332 RF2332

Single block with ferrule eye top

- Sheave 30mm
- SWL 300daN
- For line max. 10mm
- Breaking load 600daN



Art.no **Man. no**

65.500.469 RF469

Single block with becket and ferrule top eye

- Sheave 30mm
- SWL 300daN
- For line max. 10mm
- Breaking load 600daN



Art.no **Man. no**

65.500.470 RF470

Single block met swivel ring top

- Narrow sheave 30mm
- For line max. 10mm
- SWL 250daN
- Breaking load 500daN



Art.no **Man. no**

65.502.443 RF443

Single block with tube rivet

- Sheave 30mm
- SWL 300daN
- For line max. 8mm
- Breaking load 900daN



Art.no **Man. no**

65.502.185 RF185

Double block with tube rivet

- For line max. 8mm
- SWL 450daN
- Sheave 30mm
- Breaking load 1300daN



Art.no **Man. no**

65.502.417 RF417

Double block with loop top

- Sheave 30mm
- SWL 450daN
- For line max. 8mm
- Breaking load 1100daN



Art.no **Man. no**

65.502.081 RF81

Double block with becket and loop top

- Sheave 30mm
- SWL 450daN
- For line max. 8mm
- Breaking load 1100daN



Art.no **Man. no**

65.502.083 RF83

4 RONSTAN BLOCKS



Triple block with loop eye

- Sheave Ø 30mm
- SWL 550daN
- For line max. Ø 8mm
- Breaking load 1100daN

Art.no	Man. no
65.502.082	RF82



Single turning block, curved base

- For line max. Ø 8mm
- SWL 300daN
- Sheave Ø 30mm
- Breaking load 600daN

Art.no	Man. no
65.502.285	RF285



Fiddle block - v jam wit tube rivet

- For line max. 8mm
- SWL 300daN
- Sheave Ø 30mm + 40mm
- Breaking load 600daN

Art.no	Man. no
65.504.187	RF187



Fiddle block with tube rivet

- For line max. 8mm
- SWL 300daN
- Sheave Ø 30mm + 40mm
- Breaking load 600daN

Art.no	Man. no
65.503.186	RF186



Single block with becket and tube rivet

- For line max. Ø 8mm
- SWL 300daN
- Sheave Ø 30mm
- Breaking load 600daN

Art.no	Man. no
65.504.188	RF188



Single v jam block with becket and removable pin

- For line max. Ø 5mm
- SWL 225daN
- Sheave Ø 25mm
- Breaking load 450daN

Art.no	Man. no
65.503.341	RF341



Becket block, fits RF185 - RF186 - RF187

- Captive pin 4,8mm
- Width 14mm

Art.no	Man. no
65.502.807	RF807

KITESURFING BLOCK



- Specially developed for kite surfing
- Lightweight (only 5 gram)
- High breaking load, 300kg
- Line diameter max. Ø 4mm
- Corrosion free
- Sheave Ø 16mm
- Maintenance free
- Packed per 2 pieces

Art.no	Man. no	SWL daN	Breakingload in daN	Colour cheek/sheave
65.499.104	RF13101	150	300	grey/white

STEEL WIRE BLOCKS



Single block with loop top

- Stainless steel, AISI 316
- Sheave Ø 20mm
- SWL 200daN
- For wire Ø 2mm
- Breaking load 400daN

Art.no	Man. no
65.500.667	RF667



Single block with ferrule top

- Stainless steel, AISI 316
- Sheave Ø 20mm
- SWL 250daN
- For wire Ø 3mm
- Breaking load 500daN

Art.no	Man. no
65.500.560	RF560



Single block with replaceable captive pin

- Stainless steel, AISI 316
- For 3mm wire
- Sheave Ø 25mm
- SWL 450daN
- Breaking load 900daN

Art.no	Man. no
65.500.419	RF418C



Single block

- Stainless steel, AISI 316
- For Ø 3mm wire
- Sheave Ø 25mm
- SWL 450daN
- Breaking load 900daN

Art.no	Man. no
65.500.418	RF418

Single block with replaceable sheave

- Stainless steel, AISI 316
- For Ø 4mm wire
- Sheave Ø 45mm
- SWL 850daN
- Breaking load 1700daN



Art.no	Man. no
65.500.103	RF103

Single block with replaceable sheave

- Stainless steel, AISI 316
- For Ø 6mm wire
- Sheave Ø 45mm
- SWL 850daN
- Breaking load 1700daN



Art.no	Man. no
65.500.104	RF104

Single block with ferrule top

- Stainless steel AISI 316
- For Ø 3mm wire
- Sheave Ø 25mm
- SWL 450daN
- Breaking load 900daN



Art.no	Man. no
65.500.468	RF468

UPTIGHT LEAD BLOCK



- High shape Stainless steel AISI 316
- For Ø 3mm wire or rope
- Sheave Nylatron Ø 22mm
- SWL 160daN
- Breaking load 320daN



Art.no	Man. no
65.500.453	RF453

- Stainless steel AISI 316 with removable sheave
- Delrin sheave Ø 19mm
- For line max. Ø 5mm
- SWL 250daN
- Breaking load 550daN



Art.no	Man. no
65.743.000	RF568

- Stainless steel, AISI316 single lead block
- Delrin sheave Ø 29mm
- For line max. Ø 6mm
- SWL 600daN
- Breaking load 1200daN



Art.no	Man. no
65.540.919	RF919

- Stainless steel AISI 316 single lead block
- Delrin sheave Ø 13mm
- For line max. Ø 5mm
- SWL 250daN
- Breaking load 500daN



Art.no	Man. no
65.536.379	RF2379

- Stainless steel AISI 316
- Sheave Ø 19mm
- For line max. Ø 8mm
- SWL 250daN
- Breaking load 500daN



Art.no	Man. no
65.540.917	RF917

- Stainless steel AISI 316
- Delrin sheave Ø 55mm
- For line max. Ø 5mm
- SWL 250daN
- Breaking load 500daN



Art.no	Man. no
65.744.000	RF2421

FLAG LINE BLOCKS



- Nylon with stainless becket
- Sheave Ø 28mm
- For Ø 8mm rope
- Block length 55mm
- Breaking load ca. 400daN

Art.no	Pcs
65.222.000	5



- Nylon
- Breaking load ca 100daN


Art.no	Pcs
65.223.001	5



- Stainless steel with nylon sheave
- Ø 22mm

Art.no	Pcs
65.224.000	5


ROPE SHEAVES



- Laminated plastic

Art.no	D1 mm	D2 mm	B mm	I mm	Pcs
65.930.030	30	11	6	10	5
65.930.040	40	11	6	10	5
65.930.050	50	13	8	12	5
65.930.060	60	13	8	12	5
65.930.080	80	16	10	14	5
65.930.100	100	18	10	16	5

STEEL WIRE SHEAVES



- Laminated plastic

Art.no	D1 mm	D2 mm	B mm	I mm	Pcs
65.931.030	30	9	6	4,0	5
65.931.040	40	9	6	4,0	5
65.931.050	50	11	8	5,0	5
65.931.060	60	11	8	5,0	5
65.931.080	80	13	10	6,5	5
65.931.100	100	15	10	8,0	5

ROPE SHEAVES



- Delrin

Art.no	Man. no	D1 mm	D2 mm	B mm	I mm	Pcs
65.932.129	RF129	28	9,9	6,6	8	1

MAIN SAIL SHEET SYSTEMS



Art.no	Description
67.405.140	Size 0

Size 0 Ocean Traveller Kit 2:1 Purchase System

Traveller System	Size 0
	29060152BK

Set contains:

1x Mainsheet Car	29030100BK
2x End stop	29170040BK
1x 1,2 mtr Sliding Bolt Track	29160112BK
1x Size 1 Dead Eye	29171010BK
2x Small Composite Cleat	29904100BK
2x Small Cam Fairlead	29904104BK

Boat Size: Up to 8,5 (28ft)

Max. Mainsail Area:

End Boom: 16m² (170ft²)

Mid Boom: 12m² (130ft²)

Safe Working Load: 400daN (990lbs)

MAIN SHEET TRAVELLER SYSTEMS

LEWMAR



Art.no	Description
67.405.141	Size 1
67.405.142	Size 2

Size 1 & 2 Traveller Kit - 4:1 Purchase System

	Size 1	Size 2
Traveller System	29461354BK	29462354BK

Set contains:

1x Mainsheet Car Shackle and

2 Double Control Line Sheave,

Cleats & Becket 29431916BK 29432916BK

2x End stop with Double Control Line sheaves 29471032BK 29472032BK

1x Sliding Bolt Track 29161115BK 29162118BK

Track Length 1,5m 1,8m

Boat Size: up to 11m (36ft) up to 14,6m (48ft)

Max. Mainsail Area:

End Boom: 34m² (366ft²) 46m² (495ft²)

Mid Boom: 21m² (226ft²) 38m² (410ft²)

Safe Working Load: 900daN (1980lb) 1000daN (2000lb)

HEAVY DUTY BEAM TRACK

LEWMAR

- Heavy duty beam rail serves to span eg. a cockpit



Art.no	Man. no	Size	Length m	Height mm	Width mm	Max. spans cm
67.405.125	29162515BK	2	1,5	51	51	90
67.405.126	29162520BK	2	2,0	51	51	90

BEAM TRACK

LEWMAR

- Available in size 2 and 3.
Size 1 available on request
- For spanning cockpits and across companion way hatches



Art.no	Man. no	Size	Length m	Height mm	Width mm	Max. spans cm
67.405.117	29162310BK	2	1,0	35	35	80
67.405.118	29162312BK	2	1,2	35	35	80
67.405.119	29162315BK	2	1,5	35	35	80
67.405.120	29162320BK	2	2,0	35	35	80
67.405.128	29163315BK	3	1,5	55	50	90
67.405.129	29163320BK	3	2,0	55	50	90

Art.no	Man. no	Size	Description
67.405.130	29471041BK	1	Beam Track End
67.405.131	29472041BK	2	Beam Track End
67.405.132	29473041BK	3	Beam Track End

SLIDING BOLT TRACK

LEWMAR

- Available in sizes 1 and 2
- A smooth, clean profile with no visible fixings
- Ability to retrofit new track to the deck using original bolt holes



Art.no	Man. no	Size	Length m	Height mm	Width mm
67.405.105	29161110BK	1	1,0	14	23
67.405.106	29161115BK	1	1,5	14	23
67.405.107	29161120BK	1	2,0	14	23
67.405.108	29161130BK	1	3,0	14	23
67.405.114	29162115BK	2	1,5	18	30
67.405.115	29162120BK	2	2,0	18	30
67.405.116	29162130BK	2	3,0	18	30

T-TRACK

LEWMAR

- T-Track 32mm to suit T-track car
- 10mm piston holes



Art.no	Man. no	Length m
67.405.252	29166215BK	1,5

DRILLED TRACK

LEWMAR



- Commonly used and particularly useful where through deck fixing is not possible

Art.no	Man. no	Size	Length m	Height mm	Width mm
67.405.102	29160410BK	0	1,0	11	19
67.405.103	29160415BK	0	1,5	11	19
67.405.104	29160420BK	0	2,0	11	19
67.405.109	29161410BK	1	1,0	13	23
67.405.110	29161415BK	1	1,5	13	23
67.405.111	29161420BK	1	2,0	13	23
67.405.112	29161430BK	1	3,0	13	23
67.405.121	29162410BK	2	1,0	15	30
67.405.122	29162415BK	2	1,5	15	30
67.405.123	29162420BK	2	2,0	15	30
67.405.124	29162430BK	2	3,0	15	30

CARS SIZE 0

LEWMAR

- For open and cabin cruisers up to 8,5m



Art.no	Man. no	Size	Description	SWL daN
67.405.144	29020701BK	0	Short car with delrin balls and shackle	200



Art.no	Man. no	Size	Description	SWL daN
67.405.143	29030100BK	0	Car with delrin balls, shackle and single sheaves	450



Art.no	Man. no	Size	Description	SWL daN
67.405.145	29030600BK	0	Car with slide rods, shackle and plunger	450



Art.no	Man. no	Size	Description	SWL daN
67.405.146	29040100BK	0	Genoa car with delrin balls and single sheave	600



Art.no	Man. no	Size	Description	SWL daN
67.405.147	29040600BK	0	Genoa car with slide rods and plunger	450



Art.no	Man. no	Size	Description	SWL daN
67.405.200	29170030BK	0	Control line end stop with single sheave	200



Art.no	Man. no	Size	Description	SWL daN
67.405.201	29170040BK	0	Simple track end	-

CAR SHORT WITH SHACKLE

LEWMAR



Art.no	Man. no	Size	SWL daN
67.405.149	29421300BK	1	600
67.405.159	29422300BK	2	1100

CAR SHORT WITH UPSTAND



Art.no	Man. no	Size	SWL daN
67.405.160	29422400BK	2	1100

CAR WITH SHACKLE



Art.no	Man. no	Size	SWL daN
67.405.148	29431300BK	1	900
67.405.161	29432300BK	2	1500
67.405.186	29433300BK	3	2500

CAR WITH SHACKLE AND 2 CONTROL SHEAVES



Art.no	Man. no	Size	SWL daN
67.405.150	29431311BK	1	900
67.405.162	29432311BK	2	1500

CAR WITH SHACKLE AND 4 CONTROL SHEAVES



Art.no	Man. no	Size	SWL daN
67.405.151	29431312BK	1	900
67.405.163	29432312BK	2	1500
67.405.187	29433314BK	3	2500

CAR WITH UPSTAND



Art.no	Man. no	Size	Size upstand	SWL daN
67.405.152	29431400BK	1	1	900
67.405.164	29432400BK	2	2	1500
67.405.169	29432420BK	2	3	2000
67.405.188	29433400BK	3	3	2500

CAR WITH UPSTAND + 2 CONTROL SHEAVES



Art.no	Man. no	Size	Size upstand	SWL daN
67.405.153	29431411BK	1	1	900
67.405.165	29432411BK	2	2	1500

CAR WITH UPSTAND + 4 CONTROL SHEAVES



Art.no	Man. no	Size	Size upstand	SWL daN
67.405.154	29431412BK	1	1	900
67.405.157	29431712BK	1	2	900
67.405.166	29432412BK	2	2	1500
67.405.170	29432424BK	2	3	2000
67.405.189	29433414BK	3	3	2500

CAR WITH UPSTAND + SHEAVES + BECKET



Art.no	Man. no	Size	SWL daN
67.405.155	29431415BK	1	900
67.405.167	29432415BK	2	1500

**CAR WITH UPSTAND +
4 SHEAVES + BECKET**
LEWMAR


Art.no	Man. no	Size	SWL daN
67.405.156	29431416BK	1	900
67.405.168	29432416BK	2	1500
67.405.190	29433416BK	3	2500

**CAR WITH UPSTAND +
4 SHEAVES + CLEAT**
LEWMAR


* SWL cleat 180daN

Art.no	Man. no	Size	SWL daN
67.405.158	29431814BK	1	900*
67.405.171	29432814BK	2	1500*

**CAR WITH UPSTAND +
4 SHEAVES + BECKETS + CLEAT**
LEWMAR


* SWL cleat 180daN

Art.no	Man. no	Size	SWL daN
67.405.172	29432816BK	2	1500*

**CAR SLIDEROD WITH GENUA
SHEAVE AND CONTROL SHEAVE**
LEWMAR


Art.no	Man. no	Size	Side	SWL daN
67.405.175	29441513BK	1	SB/P	1000

**CAR SLIDEROD WITH GENUA
SHEAVE AND END STOP**
LEWMAR


Art.no	Man. no	Size	Side	SWL daN
67.405.176	29441700BK	1	SB/P	1000
67.405.177	29441720BK	1	P	1000
67.405.178	29441730BK	1	SB	1000
67.405.183	29442700BK	2	SB/P	1800
67.405.184	29442720BK	2	P	1800
67.405.185	29442730BK	2	SB	1800
67.405.192	29443700BK	3	SB/P	3500
67.405.193	29443702BK	3	SB/P	2250

**CAR WITH GENUA SHEAVE
AND CONTROL SHEAVE**
LEWMAR


Art.no	Man. no	Size	Side	SWL daN
67.405.173	29441321BK	1	P	900
67.405.174	29441331BK	1	SB	900
67.405.179	29442311BK	2	SB/P	1800
67.405.181	29442321BK	2	P	1800
67.405.182	29442331BK	2	SB	1800
67.405.191	29443311BK	3	SB/P	3500

**CAR WITH GENUA SHEAVE
AND 2 CONTROL SHEAVES**
LEWMAR


Art.no	Man. no	Size	Side	SWL daN
67.405.180	29442312BK	2	SB/P	1500

END STOP BASIC



Art.no	Man. no	Size
67.405.202	29171040BK	1
67.405.203	29172040BK	2
67.405.204	29173040BK	3

IMPACT END STOP



Art.no	Man. no	Size	SWL daN
67.405.218	29905105BK	1	500

IMPACT END STOP



Art.no	Man. no	Size	SWL daN
67.405.232	29473030BK	3	2000

END STOP



Art.no	Man. no	Size	SWL daN
67.405.211	29471030BK	1	585
67.405.222	29472030BK	2	750

END STOP WITH SINGLE CONTROL SHEAVE



Art.no	Man. no	Size	SWL daN
67.405.212	29471031BK	1	585

END STOP WITH 2 CONTROL SHEAVES



Art.no	Man. no	Size	SWL daN
67.405.213	29471032BK	1	585
67.405.224	29472032BK	2	750
67.405.233	29473032BK	3	800

ENDSTOP WITH SINGLE CONTROL SHEAVE AND BECKET



Art.no	Man. no	Size	SWL daN
67.405.214	29471035BK	1	585
67.405.225	29472035BK	2	750
67.405.234	29473035BK	3	800

ENDSTOP WITH 2 CONTROL SHEAVES AND BECKET



Art.no	Man. no	Size	SWL daN
67.405.215	29471036BK	1	585
67.405.226	29472036BK	2	750
67.405.235	29473036BK	3	800

ENDSTOP WITH 2 CONTROL SHEAVES, BECKET AND CLEAT

LEWMAR

• Per pair



Art.no	Man. no	Size	SWL daN
67.405.217	29471836BK	1	585
67.405.230	29472836BK	2	750

PLUNGERSTOP

LEWMAR



Art.no	Man. no	Size	SWL daN
67.405.216	29471037BK	1	650
67.405.227	29472037BK	2	975
67.405.236	29473037BK	3	2000

FRICTIONSTOP

LEWMAR



Art.no	Man. no	Size	SWL daN
67.405.228	29472038BK	2	975

MID TRACK WITH SHACKLE AND CONTROL SHEAVE

LEWMAR



Art.no	Man. no	Size	SWL daN
67.405.229	29472535BK	2	750

ENDSTOP GENUA SHEET LEAD

LEWMAR



Art.no	Man. no	Size	SWL daN
67.405.205	29441701BK	1	1000
67.405.206	29442701BK	2	1800
67.405.207	29443701BK	3	2000

SHEAVE KIT SINGLE

LEWMAR



- For travellers and endstop
- Pair incl. bolts

- Size 1 = M6
- Size 2 = M8

Art.no	Man. no	Size	SWL daN
67.405.208	29471011BK	1	585
67.405.219	29472011BK	2	750

SHEAVE KIT DOUBLE

LEWMAR



- For travellers and endstop
- Pair incl. bolts

- Size 1 = M6
- Size 2 = M8

Art.no	Man. no	Size	SWL daN
67.405.209	29471012BK	1	585
67.405.220	29472012BK	2	750

CLEAT KIT FOR ENDSTOP

LEWMAR

• Per pair



Art.no	Man. no	Size	SWL daN
67.405.210	29471015BK	1	180
67.405.221	29472015BK	2	180

BECKET KIT



- For travellers and endstop



Art.no	Man. no	Size	SWL daN
67.404.501	29471010	1	585
67.404.512	29472010	2	750

UPGRADE KIT FOR CONTROL SHEAVES



- Kit contains of 4 ballbearing sheaves




Art.no	Man. no	Size	SWL daN
67.405.231	29472970BK	2	240

BALLS FOR BALL BEARINGS



- Delrin balls
- Packed per 100 balls

Art.no	Man. no	Size	Ø mm
67.404.136	29175022	00	3,2
67.407.003	29174022	0	4,6
67.407.103	29171022	1	6,4



- Torlon balls
- Packed per 100 balls

Art.no	Man. no	Size	Ø mm
67.407.211	29170021	0	4,6
67.407.021	29171021	1	6,4
67.407.202	29172021	2	7,8
67.403.021	29173021	3	9,5

GENOA CARS FOR T-RAIL



- For 32mm T-track



Art.no	Man. no	Description	SWL daN
67.401.105	29041700	car with end stop	900



Art.no	Man. no	Description	SWL daN
67.405.032	29442705	tri-roller	1500

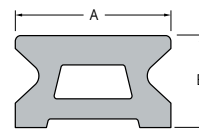


Art.no	Man. no	Description	SWL daN
67.405.255	29172016BK	end stop	-

BALL BEARING TRAVELLER SYSTEM 22 SERIES



- RC 1220 track 22mm x 13mm aluminium track
- Black anodized



Art.no	Man. no	A mm	B mm	Length mm
67.508.191	RC1220-1.0	22	13	996
67.508.192	RC1220-2.0	22	13	1996

RC12280



- End cap plastic for 22 series



Art.no	Man. no
67.508.420	RC12280

4 RONSTAN TRAVELLERS AND TRACKS

ADJUSTABLE STOPPER



- Length 60mm
- Width 45mm

Art.no	Man. no
67.508.545	RC12283

CONTROL END SINGLE SHEAVE



- Length 83mm
- Width 45mm
- SWL 240daN

Art.no	Man. no
67.508.423	RC12284

CONTROL END SINGLE SHEAVE WITH BECKET



- Length 103mm
- Width 45mm
- SWL 320daN

Art.no	Man. no
67.508.424	RC12285

TRAVELLER



- Torlon ball bearings
- SS pivoting saddle top
- 2 screws M6 for control eyes.
- Length 125 mm
- Width 58mm
- SWL 880daN

Art.no	Man. no
67.508.372	RC12204

TRAVELLER



- Torlon ball bearings
- SS saddle top
- Single control sheaves
- Length 125mm
- Width 58mm
- SWL 880daN

Art.no	Man. no
67.508.373	RC12210

GENOA TRAVELLER



- Torlon ball bearings
- Single control sheaves
- Acetal sheave
- Length 165mm
- Width 58mm
- SWL 990daN

Art.no	Man. no
67.508.402	RC12231

TRAVELLER



- Acetal sliderods
- Pivoting SS saddle top
- Length 48mm
- Width 45mm
- SWL 600daN

Art.no	Man. no
67.508.452	RC52202

TRAVELLER



- Acetal sliderods
- Pivoting SS saddle top
- Screws M6 for control eyes
- Length 85mm
- Width 45mm
- SWL 1000daN

Art.no	Man. no
67.508.453	RC52203

GENOA TRAVELLER



- Acetal sliderods
- Plunger stop and pivoting
- Acetal sheave
- Length 125mm
- Width 45mm
- SWL 1205daN



Art.no	Man. no
67.508.461	RC52230

TRAVELLER



- Acetal sliderods
- Plunger stop and pivoting
- SS shackle top
- Length 85mm
- Width 45mm
- SWL 975daN



Art.no	Man. no
67.508.463	RC52240

CONTROL END SHEAVE



- Control end sheave addition kit 22 series
- Incl. 2 x M6 bolt



Art.no	Man. no
67.508.002	RC00411

CONTROL BECKET



- M6 bolt



Art.no	Man. no
67.508.011	RC00412

END CLEAT



- M6 bolt



Art.no	Man. no
67.508.022	RC00421

TRAVELLER SYSTEM I-TYPE SMALL



- Comes with trapezium-shaped bearings
- Lightweight system
- Suitable for boats up to ± 8m



Art.no.	Man. no	Description
67.525.385	RC6190-1.5	Rail on length 1,5m
67.525.386	RC6190-3.0	Rail on length 3,0m

- Traveller 4 wheels
- Stainless steel bearings
- SWL 250daN
- Breaking load 650daN



Art.no	Man. no
67.525.380	RC61901

4 RONSTAN TRAVELLERS AND TRACKS



- Traveller 4 wheels
- Stainless steel bearings
- SWL 250daN
- Breaking load 650daN

Art.no	Man. no
67.525.381	RC61910




- 4 Wheel traveller with control line sheaves and cleats
- SWL 250daN
- Breaking load 650daN

Art.no	Man. no
67.525.384	RC61920



- Adjustable rail stop
- Spring-loaded
- Rubber buffer

Art.no	Man. no
67.525.387	RC61983



- Plastic end stop

Art.no	Man. no
67.525.388	RC61980



- Control end stop with block and becket

Art.no	Man. no
67.513.004	RC61985

TRAVELLER SYSTEM I-BEAM LARGE



Art.no.	Man. no	Description
67.515.831	RC6320-1.5	Rail length 1,5m
67.515.830	RC6320-3.0	Rail length 3,0m



- For yachts up to 9m
- SWL 650daN
- Breaking load 2000daN
- Traveller 4 wheels

Art.no	Man. no
67.515.826	RC63201



- Traveller 4 wheels with control line sheaves
- SWL 650daN
- Breaking load 1400daN

Art.no	Man. no
67.515.827	RC63215



- Stop with rubber buffers

Art.no	Man. no
67.515.832	RC63283



- End cap (no stopper)

Art.no	Man. no
67.515.833	RC63280



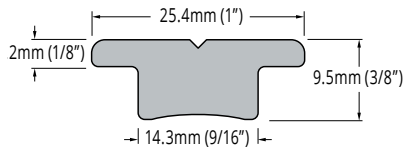
- Control end stop with block and becket

Art.no	Man. no
67.513.001	RC63285



JIB LEAD TRAVELLER AND TRACKS

- Track black anodized 25,4mm
- Standard track with stopperholes every 50mm
- Racing track with stopperholes every 25mm
- Track supplied with RC7250-INS insterts



Art.no.	Man. no	Description
67.551.050	RC7251-0.5	Racing track 0,5m
67.551.100	RC7251-1.0	Racing track 1,0m
67.151.150	RC7251-1.5	Track 1,5m
67.151.200	RC7251-2.0	Track 2.0m
67.151.300	RC7251-3.0	Track 3,0m
67.551.916	RC7250-INS	Track inserts
67.551.917	RC72581	Track end

TRAVELLERS FOR RC7251



- Composite travellers, lightweight glassfiber high tech polymers
- Dyneema® links in combination with Orbit blocks
- For rail 25mm



Art.no	Man. no	Description	SWL daN	BL daN
67.551.900	RC72504	traveller with stop and buffer	500	1000



Art.no	Man. no	Description	SWL daN	BL daN
67.551.902	RC72537S	traveller with S55 BB orbit block, toggle plunger stop	500	1000



Art.no	Man. no	Description	SWL daN	BL daN
67.551.901	RC72536S	traveller with S40 BB orbit block, toggle plunger stop	325	700



Art.no	Man. no	Description	SWL daN	BL daN
67.501.997	RC72544	S25 T-Track spinnaker pole slide & stop	400	800

4 RONSTAN TRAVELLERS AND TRACKS

RACING KIT SERIES 25



- Kit with
- Racing track 2 x 465mm
 - 2 x traveller with S55 BB orbit block
 - 4x track stops
 - 10x bolt with insert

Art.no	Man. no.	Description
67.551.905	RC72540S	Racing Kit Series 25



- For ropes Ø 10mm
- SWL 400daN
- BL 800daN

Art.no	Man. no.	Description
67.551.910	RC72533S	Slide with S40 AP Block and plunger stop



- SWL 400daN
- BL 800daN

Art.no	Man. no.	Description
67.551.911	RC72505	Slide with eye and plunger stop



- SWL 400daN
- BL 800daN

Art.no	Man. no.	Description
67.551.912	RC72506	Slide with eye



Art.no	Man. no.	Description
67.551.915	RC00030	Loop/Shackle/Buffer



Art.no	Man. no	Description	Suited to
67.551.920	RF9004-09	Dyneema Link Ø4mm, 95mm	S55 & S40 BB Orbit Blocks with 25T-Track Travellers

GENOA T-TRACK LARGE



- Black aluminium
- Genoa fittings for yachts 7,5 - 15m



Art.no	Man. no.	Description
67.506.706	RC7320-1.5	Rail 1,5m
67.505.706	RC7320-3.0	Rail 3,0m



- Insert

Art.no	Man. no	Colour
67.506.711	RC7320-INS	black



- SWL 1000daN
- BL 2000daN

Art.no.	Man. no	Description
67.506.875	RC73234	Traveller serie 32



Art.no	Man. no	Description
67.506.876	RC73235	S32 T-Track Car, S45 core block, plunger stop



- With eye and plunger stop
- SWL 1000daN
- BL 2000daN

Art.no	Man. no
67.506.699	RC73202



- End stop

Art.no	Man. no
67.506.696	RC73280

RC9190 SERIES 19 C-TRACK



- Simple, lightweight and reliable system with a myriad of uses both on and off the boat
- The rail is black anodized and has stopper holes every 19mm



Art.no.	Man. no	Description
67.530.003	RC91900.3	Series 19 C-track 296mm
67.530.004	RC91900.45	Series 19 C-track 446mm
67.530.015	RC91901.5	Series 19 C-track 1496mm
67.530.030	RC91903.0	Series 19 C-track 2996mm



Art.no.	Man. no	Description
67.530.080	RC91980	Track end stop

SLIDES FOR RAIL RC9190



Art.no.	Man. no.	Description	SWL daN	BL daN
67.530.035	RC91901	Slide with saddle	220	440



Art.no.	Man. no.	Description	SWL daN	BL daN
67.530.040	RC91940	Slide with saddle and plunger stop	220	440



Art.no.	Man. no.	Description	SWL daN	BL daN
67.530.041	RC91941	Slide with soft attached ring and plunger stop	100	200

- Cleat for ropes Ø 2-8mm
- SWL cleat 75daN



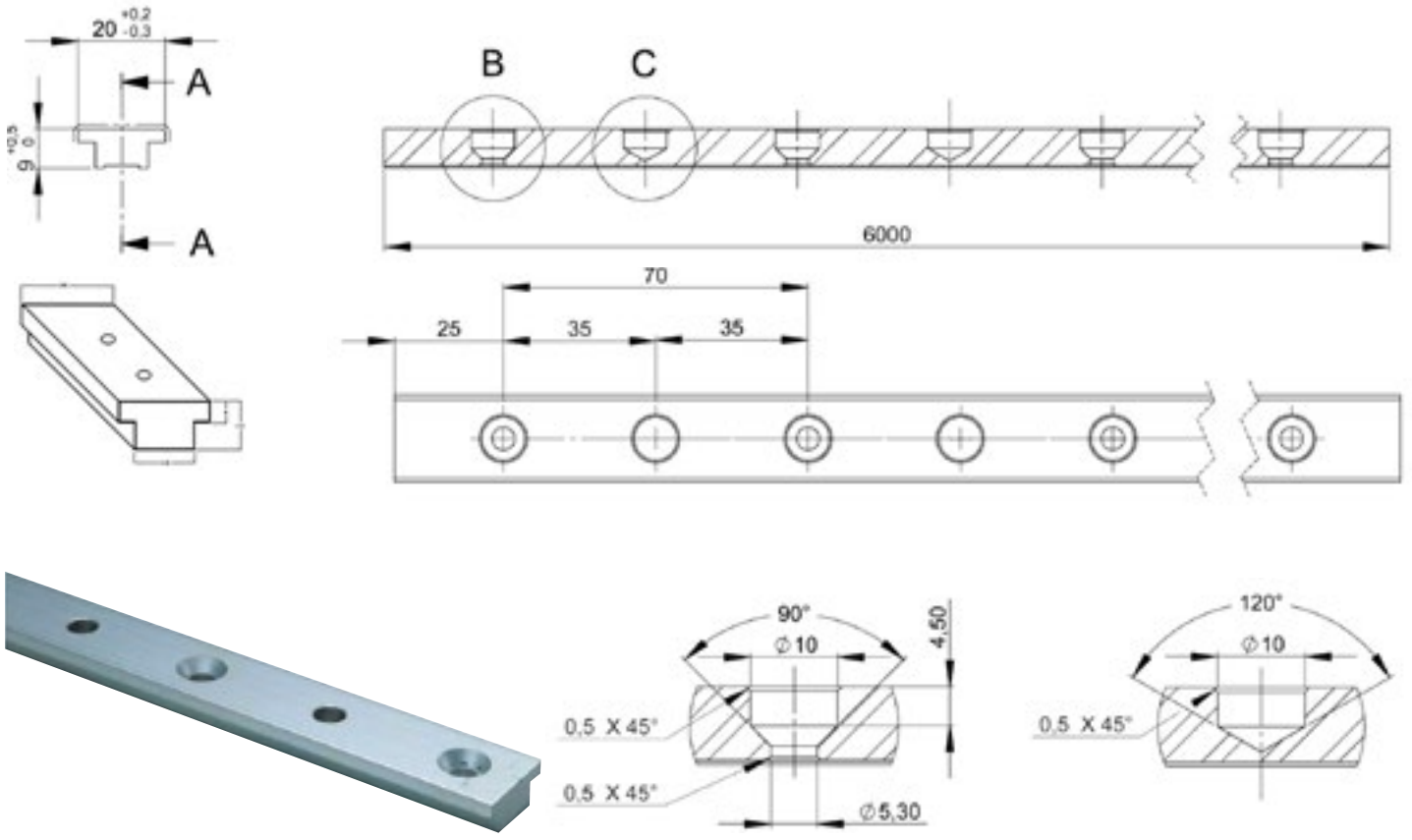
Art.no.	Man. no.	Description	SWL daN	BL daN
67.530.042	RC91942	Slide with swivelling fairlead and plunger stop	100	200



Art.no.	Man. no.	Description	SWL daN	BL daN
67.530.044	RC91944	Slide with ferrule eye and plunger stop	220	440

4 PFEIFFER TRAVELLERS AND TRACKS

GENOA TRACK



- Silver anodized aluminium with bolt and plunger stop holes.
- Bolt holes every 70mm
- Plunger stop holes every 70mm
- For boats up to 7m

Art.no	Dimensions mm	Length m
67.318.060	20 x 3	0,60
67.318.100	20 x 3	1,00
67.318.150	20 x 3	1,50
67.318.300	20 x 3	3,00

- Bolt holes every 100mm
- Plunger stop holes every 100mm
- For boats up to 9,5m

Art.no	Dimensions mm	Length m
67.325.100	25 x 4	1,00
67.325.150	25 x 4	1,50
67.325.200	25 x 4	2,00
67.325.250	25 x 4	2,50
67.325.300	25 x 4	3,00

- Bolt holes every 100mm
- Plunger stop holes every 100mm
- For boats up to 12m

Art.no	Dimensions mm	Length m
67.332.100	32 x 6	1,00
67.332.150	32 x 6	1,50
67.332.250	32 x 6	2,50
67.332.300	32 x 6	3,00

ADJUSTABLE CLEAT



- Aluminium adjustable cleat for genoa rail



Art.no	For rail mm	Length mm
67.305.000	20 x 3	160
67.305.025	25 x 4	220
67.305.032	32 x 6	260

END STOP GENOA TRACK



- Black synthetic material



Art.no	For rail mm
67.702.018	20 x 3
67.702.025	25 x 4
67.702.032	32 x 6

END STOP



- Anodized aluminium
- With turning sheave



Art.no	For rail mm	Length mm	Max. rope Ø mm	Sheave Ø mm	Colour
67.703.325	25 x 4	90	6	29	silver
67.703.132	32 x 6	120	10	38	silver
67.703.032	32 x 6	120	10	38	black

GENOA TRAVELLER WITH PLUNGER



- Anodized aluminium
- Colour Silver
- With joint



Art.no	For rail mm	Bolt Ø mm	Length mm	Weight g
67.299.125	25 x 4	5	94	250

GENOA TRAVELLER WITH PLUNGER



- Anodized aluminium
- Colour Silver
- With shackle



Art.no	For rail mm	Shakle Ø mm	Length mm	Weight g
67.299.225	25 x 4	6	94	250

GENOA TRAVELLER WITH PLUNGER



- Anodized aluminium
- Colour Silver



Art.no	For rail mm	Max. rope Ø mm	Length mm	Sheave Ø mm	BL daN
67.300.118	20 x 3	12	74/104	29	800

GENOA TRAVELLER WITH PLUNGER



- Wide aluminium sheave



Art.no	For rail mm	Max. rope Ø mm	Length mm	Sheave Ø mm	BL daN	Weight g
67.300.525	25 x 4	14	110	30	1450	450
67.300.532	32 x 6	20	145/160	45	2000	900

GENOA TRAVELLER WITH PLUNGER



- With aluminium anodized sheave with slide bearing



Art.no	For rail mm	Max. rope Ø mm	Length mm	Sheave Ø mm	BL daN
67.300.625	25 x 4	14	94/114	30	750
67.300.632	32 x 6	18	125/160	45	1000

GENOA TRAVELLER



- Anodized aluminium
- With spring-up block
- Silver colour



Art.no	For rail mm	Max. rope Ø mm	Length mm	Sheave Ø mm	BL daN
67.300.720	20 x 3	10	74/104	38/45	500
67.300.725	25 x 4	10	94/114	45	500

ADJUSTABLE STOP



- Silver colour



Art.no	For rail mm	Length mm	Weight g
67.301.025	25 x 4	35	55
67.301.032	32 x 6	40	80

4 PFEIFFER TRAVELLERS AND TRACKS

SPINNAKER TRAVELLER

Pfeiffer
Marine



- With stop and eye
- Silver colour

Art.no	For rail mm
67.688.025	25 x 4
67.688.032	32 x 6

SLIDEROD

Pfeiffer
Marine



Art.no	Suited for traveller	Length mm
67.702.125	25mm	95mm
67.702.132	32mm	124mm

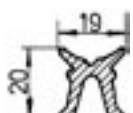
TRACK 7450

Pfeiffer
Marine



- X-profile, white anodized aluminium
- With screw holes for traveller stop

- Bolt holes every 79,5mm
- Plunger stop holes every 25mm



Art.no	Dimensions mm	Length m
67.417.090	19 x 20	0,90
67.417.120	19 x 20	1,20
67.417.180	19 x 20	1,80
67.417.300	19 x 20	3,00

- Bolt holes every 100mm
- Plunger stop holes every 25mm



Art.no	Dimensions mm	Length m
67.434.090	23 x 25	0,90
67.434.120	23 x 25	1,20
67.434.150	23 x 25	1,50
67.434.180	23 x 25	1,80

- Bolt holes every 100mm
- Plunger stop holes every 100mm



Art.no	Dimensions mm	Length m
67.470.120	36 x 34	1,20
67.470.150	36 x 34	1,50
67.470.200	36 x 34	2,00
67.470.300	36 x 34	3,00

TRAVELLER X TRACK

Pfeiffer
Marine



- Black aluminium, with 4 wheels and stainless bracket

Art.no	For rail mm	Length mm	Weight g	Type
67.411.600	19 x 20	78	80	nylon wheels
67.422.600	23 x 25	100	160	nylon wheels
67.450.001	36 x 34	150	600	stainless steel bb rollers

TRAVELLER X TRACK

Pfeiffer
Marine




- Black aluminium, with 6 wheels and stainless bracket

Art.no	For rail mm	Length mm	Weight g	Type
67.424.600	23 x 25	100	170	nylon wheels
67.450.006	36 x 34	150	650	Stainless steel bb rollers

TRAVELLER X TRACK

Pfeiffer
Marine



- Black aluminium, with 4 wheels and stainless bracket with 2 lead blocks

Art.no	For rail mm	Length mm	Weight g	Type
67.413.600	19 x 20	78	130	nylon wheels
67.423.000	23 x 25	140	190	nylon wheels
67.450.004	36 x 34	170	700	stainless steel bb rollers

TRAVELLER X TRACK

Pfeiffer
Marine



- With 6 nylon wheels and control line sheaves

Art.no	For rail mm	Length mm	Weight g	Type
67.425.000	23 x 25	140	200	nylon wheels

END STOP WITH SHEAVE AND CLEAT

Pfeiffer
Marine



Art.no	For rail mm	Side	Sheave	Weight g
67.415.600	19 x 20	left	plastic	70
67.415.601	19 x 20	right	plastic	70

END STOP WITH SHEAVE

Pfeiffer
Marine



Art.no	For rail mm	Sheave Ø mm	Max. rope Ø mm	Length mm	Weight g
67.422.601	23 x 25	30	6	100	130

END STOP WITH 2 SHEAVE AND CLEAT

Art.no	For rail mm	Side	Sheave Ø mm	Max. rope Ø mm	Length mm	Weight g
67.436.630	23 x 25	left	30	6	100	250
67.436.620	23 x 25	right	30	6	100	250
67.450.235	36 x 34	left	38	8	115	330
67.450.225	36 x 34	right	38	8	115	330

PFEIFFER WINCHES

• Silver anodized aluminium

Art.no	No	A mm	B mm	C mm	Way of rotation
76.405.000	1	44	71	65	right
76.405.010	1	44	71	65	left
76.406.000	2	50	82	75	right
76.406.010	2	50	82	75	left

• Black anodized aluminium

Art.no	No	A mm	B mm	C mm	Way of rotation
76.406.001	2	50	82	75	right
76.406.011	2	50	82	75	left

END STOP

Pfeiffer
Marine

Art.no	For rail mm	Material
67.415.000	19 x 20	plastic



Art.no	For rail mm	Material
67.436.600	23 x 25	plastic (for rail >2000)
67.702.133	23 x 25	plastic (for rail <2000)



Art.no	For rail mm	Material
67.450.210	36 x 34	aluminium



TRAVELLER STOP

Pfeiffer
Marine

• Black aluminium



Art.no	For rail mm	Length mm	Weight g
67.416.600	19 x 20	30	40
67.435.600	23 x 25	30	50
67.450.205	36 x 34	45	110

Pfeiffer
Marine



A = drum Ø
B = base Ø
C = height Ø



Winch Selection Guide



Ocean Winch



Evo Winch

Sail Area

Application	m ft	Boat length overall											
		6.1-7.6 20-25	7.6-8.8 25-29	8.8-10.1 29-33	10.1-10.7 33-35	10.7-11.3 35-37	11.3-11.9 37-39	11.9-12.5 39-41	12.8-14.6 42-48	14.6-16.8 48-55	16.8-18.9 55-62	18.9-21.6 62-71	
Genoa (ft ² /m ²)		200 19	300 28	350 33	470 44	550 51	600 56	750 70	900 84	1500 139	1900 177	2300 214	
Spinnaker (ft ² /m ²)		300 28	400 37	600 56	800 74	1000 93	1200 111	1400 130	1600 149	3000 279	3800 353	4600 427	
Main (ft ² /m ²)		120 11	150 14	180 17	210 20	230 21	260 24	300 28	350 33	750 70	875 81	1000 93	

Winch selection guide

Application	Winch	m ft	6.1 20	7.6 25	8.8 29	10.1 33	10.7 35	11.3 37	11.9 39	12.5 41	14.6 48	16.8 55	18.9 62	21.6 71	24.4 80	25+ 80+
Genoa sheet	7															
	15															
	30															
	40															
	45															
	48															
	50															
	55															
	68															
Spinnaker sheet	6															
	7															
	8															
	15															
	30															
	40															
	45															
	50															
	68															
Main sheet	6															
	7															
	15															
	30															
	40															
	45															
	50															
	55															
	68															
Genoa halyard	6															
	7															
	15															
	30															
	40															
	45															
	50															
	55															
	68															
Spinnaker halyard	6															
	7															
	8															
	15															
	30															
	40															
	45															
	50															
	68															
Main halyard	6															
	7															
	8															
	15															
	30															
	40															
	45															
	50															
	68															
Runners	45															
	50															
	55															
	65															
	68															

Selection tables and calculation aids are indicative. For expert advice, please contact Lankhorst-Taselaar.

LEWMAR STANDARD WINCHES



Best suited for sport boats requiring constant trimming and where weight consideration is a premium. Also suitable as mast mounted winches.

Features:

- Architecture based on self tailing winches
- Tool-free servicing



Art.no	Man. no	Lewmar type	Type	Drum Ø mm	Base Ø mm	Height mm	1st gear	2nd gear	Weight kg
76.300.006	49006010	6A	aluminium	59	94	83	6,8 : 1	-	0,5
76.300.026	19006190	6B	bronze	59	94	83	6,8 : 1	-	1,1
76.300.016	19006100	6C	chrome-plated bronze	59	94	83	6,8 : 1	-	1,1
76.300.007	49007030	7A	aluminium	65	108	102	7,9 : 1	-	0,8
76.300.017	49007032	7C	chrome-plated bronze	65	108	102	7,9 : 1	-	1,7
76.300.008	49008030	8A	aluminium	65	108	102	7,9 : 1	-	1,4
76.300.028	49008031	8B	bronze	65	108	103	7,9 : 1	-	2,3
76.300.018	49008032	8C	chrome-plated bronze	65	108	103	7,9 : 1	-	2,3

LEWMAR EVO® SPORT WINCHES



The "EVO Sport" completes the standard winch and EVO winch range. Best suited for sport boats requiring constant trimming and where weight consideration is a premium, the EVO Sport is also suitable as a mast mounted winch.

Features:

- Architecture based on self tailing EVO® Winch
- Tool-free servicing
- Size 40 convertible to electric
- Choice of finishes: Black alloy or Chrome bronze
- Size 30 and 40 can be converted into an EVO® Self tailing winch retrospectively



Art.no	Man. no	Lewmar type	Type	Drum Ø mm	Base Ø mm	Height mm	1st gear	2nd gear	Weight kg
76.312.007	49507075	7	black alu	65	108	102,00	7,9 : 1	-	0,8
76.312.017	49507076	7	chrome	65	108	102,00	7,9 : 1	-	1,7
76.312.008	49508075	8	black alu	65	108	103,00	7,9 : 1	-	1,4
76.312.018	49508076	8	chrome	65	108	103,00	7,9 : 1	-	2,3
76.312.016	49516075	16	black alu	67	120	112,00	7,9 : 1	16,0 : 1	2,1
76.312.116	49516076	16	chrome	67	120	112,00	7,9 : 1	16,0 : 1	3,2
76.311.030	49530075	30	black alu	74	138	145,85	13,8 : 1	29,2 : 1	4,2
76.311.130	49530076	30	chrome	74	138	145,85	13,8 : 1	29,2 : 1	5,6
76.311.040	49540075	40	black alu	74	148	158,50	13,2 : 1	40,2 : 1	4,9
76.311.140	49540076	40	chrome	74	148	158,50	13,2 : 1	40,2 : 1	6,5

LEWMAR OCEAN SELF-TAILING WINCHES



Lewmar winches are designed with both racing and everyday sailors in mind. Each winch is engineered to maximize strength and minimize weight, using the finest quality materials for the job.

Features:

- Easy Servicing - no tools required
- Convertible to electric from size 40 upwards
- Available in Size 14 to Size 65



Art.no	Man. no	Lewmar type	Type	Drum Ø mm	Base Ø mm	Height mm	1st gear	2nd gear	Weight kg
76.301.014	49014000	14AST	aluminium	66	121	121	15,8 : 1	-	2,3
76.301.114	49014001	14CST	chrome-plated bronze	66	121	121	15,8 : 1	-	3,1
76.302.016	49016000	16AST	aluminium	66	121	145	15,8 : 1	-	2,9
76.302.316	49016019	16BST	bronze with grey line holder	66	121	145	15,8 : 1	-	3,9
76.302.116	49016001	16CST	chrome-plated bronze	66	121	145	15,8 : 1	-	3,9
76.303.030	49030000	30AST	aluminium	74	138	161	13,8 : 1	29,2 : 1	4,2
76.303.430	49030019	30BST	bronze with grey line holder	74	138	161	13,8 : 1	29,2 : 1	5,6
76.303.130	49030001	30CST	chrome-plated bronze	74	138	161	13,8 : 1	29,2 : 1	5,6
76.304.040	49040055	40AST	aluminium	74	148	173	13,2 : 1	40,2 : 1	4,9
76.304.140	49040056	40CST	chrome-plated bronze	74	148	173	13,2 : 1	40,2 : 1	6,5
76.305.446	49046055	46AST	aluminium	87	168	192	13,9 : 1	46,8 : 1	7,2
76.305.646	49046056	46CST	chrome	87	168	192	13,9 : 1	46,8 : 1	9,7
76.306.448	49048055	48AST	aluminium	93	181	208	13,9 : 1	48,6 : 1	8,8
76.306.648	49048056	48CST	chrome-plated bronze	93	181	208	13,9 : 1	48,6 : 1	12,1
76.307.450	49050000	50AST	aluminium	105	200	238	13,8 : 1	50,6 : 1	11,3
76.307.650	49050001	50CST	chrome-plated bronze	105	200	238	13,8 : 1	50,6 : 1	16,3
76.308.454	49054000	54AST	aluminium	105	205	250	13,8 : 1	54,0 : 1	12,0
76.308.654	49054001	54CST	chrome-plated bronze	105	205	250	13,8 : 1	54,0 : 1	17,0
76.309.458	49058000	58AST	aluminium	118	228	266	13,5 : 1	58,1 : 1	14,3
76.309.658	49058001	58CST	chrome-plated bronze	118	228	266	13,5 : 1	58,1 : 1	20,8

LEWMAR EVO WINCH




It's been almost 20-years since Lewmar introduced its last, industry leading, winch range. Built on its safe, reliable and easy to service winch platform, EVO features new styling, easier installation, new sizes and new finishes, all backed by an impressive 7-year warranty.

EVO has been designed without compromise. Material choice, quality engineering and integrity of design are all evident; each winch has been machined to provide the maximum efficiency, durability and strength to weight ratio.

Features:

- Easy servicing-no tools required
- Fast Fit stud fixings available
- User-friendly direction arrows
- Choice of 3 finishes
- Easily converted to electric (from the 40ST)



Art.no	Man. no	Lewmar type	Type	Drum Ø mm	Base Ø mm	Height mm	1st gear	2nd gear	Weight kg
76.310.015	49515055	15ST	Black Alu	66	121	115	15,8 : 1	-	2,9
76.310.115	49515057	15ST	Grey Alu	66	121	115	15,8 : 1	-	2,9
76.310.215	49515056	15ST	chrome	66	121	115	15,8 : 1	-	3,9
76.310.030	49530055	30ST	black alu	74	138	146	13,8 : 1	29,2 : 1	4,2
76.310.130	49530057	30ST	grey alu	74	138	146	13,8 : 1	29,2 : 1	4,2
76.310.230	49530056	30ST	chrome	74	138	146	13,8 : 1	29,2 : 1	5,6
76.310.040	49540055	40ST	black alu	74	148	159	13,2 : 1	40,2 : 1	4,9
76.310.140	49540057	40ST	grey alu	74	148	159	13,2 : 1	40,2 : 1	4,9
76.310.240	49540056	40ST	chrome	74	148	159	13,2 : 1	40,2 : 1	6,5
76.310.045	49545055	45ST	black alu	87	168	178	13,9 : 1	44,8 : 1	7,2
76.310.145	49545057	45ST	grey alu	87	168	178	13,9 : 1	44,8 : 1	7,2
76.310.245	49545056	45ST	chrome	87	168	178	13,9 : 1	44,8 : 1	9,7
76.310.050	49550055	50ST	black alu	93	181	197	13,9 : 1	48,6 : 1	8,8
76.310.150	49550057	50ST	grey alu	93	181	197	13,9 : 1	48,6 : 1	8,8
76.310.250	49550056	50ST	chrome	93	181	197	13,9 : 1	48,6 : 1	12,1
76.310.055	49555055	55ST	black alu	105	205	238	13,8 : 1	54,0 : 1	12,0
76.310.155	49555057	55ST	grey alu	105	205	238	13,8 : 1	54,0 : 1	12,0
76.310.255	49555056	55ST	chrome	105	205	238	13,8 : 1	54,0 : 1	17,0
76.310.065	49565055	65ST	black alu	118	231	253	13,4 : 1	64,0 : 1	16,6
76.310.165	49565057	65ST	grey alu	118	231	253	13,4 : 1	64,0 : 1	16,6
76.310.265	49565056	65ST	chrome	118	231	253	13,4 : 1	64,0 : 1	23,0

4 WINCHES

LEWMAR EVO® ELECTRIC WINCH KIT

LEWMAR



- Silent and strong operation
- 12V
- Easy operation
- Manual operation possible

Art. no	Man. no	Lewmar type	Model
76.310.400	49540219	40EST EVO®	black aluminium
76.310.401	49540218	40EST EVO®	chrome
76.310.402	49540217	40EST EVO®	grey aluminium

While sailing you really want to be able to enjoy sailing in a comfortable way. An electric winch makes sailing a lot lighter and easier and adds to the fun you experience sailing! Total control over your winches at the touch of a button. The EVO® winch is Lewmar's successful and well developed selftailing

winch, and the electric version brings all the advantages of this range in combination with the convenience of an electric "push button" operation. This winch is now available complete as a set, including all components to realize a complete installation on board. The thermal relay provides trip protection in case of overload, this prevents damage to the winch. This relay is already mounted, which means that no complicated connections must be made, resulting in a compact and neat installation. You only need to connect the switch and the battery. (The battery cables are not included). Set consists of deck unit, motor gearbox, 90A fuse (76500030), Deck switch (76400302), relay (preassembled on the motor gearbox).

LEWMAR EVO® ELECTRICAL DECK UNITS

LEWMAR



The Lewmar Evo winch can easily be converted into an Electric Winch. The basic winch needs a conversion kit to form the basic Electric Winch Deck Unit.

Note: You will also require, Motor/Gearbox, Contactor, Circuit Breaker and Switch. To order a complete electric deck unit, you have to follow step 2 to 5 from the selection tabel on the next page.

Comes without Motor Gear Box.

Art. no	Man. no	Description	Type
76.310.356	48540200	40EST EVO® AL GY DECK UNIT	grey alu
76.310.357	48540201	40EST EVO® CH DECK UNIT	chrome
76.310.358	48545200	45EST EVO® AL GY DECK UNIT	grey alu
76.310.359	48545201	45EST EVO® CH DECK UNIT	chrome
76.310.360	48550200	50EST EVO® AL GY DECK UNIT	grey alu
76.310.361	48550201	50EST EVO® CH DECK UNIT	chrome
76.310.362	48555200	55EST EVO® AL GY DECK UNIT	grey alu
76.310.363	48555201	55EST EVO® CH DECK UNIT	chrome
76.310.364	48565200	65EST EVO® AL GY DECK UNIT	grey alu
76.310.365	48565201	65EST EVO® CH DECK UNIT	chrome

LEWMAR OCEAN ELECTRICAL DECK UNITS

LEWMAR



Lewmar winches with electrical preparation which consists of custom centre voice with axle to which the engine can be connected. To order a complete electric winch, order this electric deck unit and steps 2 to 5 from the table on the next page.

Comes without Motor Gear Box.

* Available to order

Art. no	Man. no	Description	Type
76.400.230	48040255	Ocean 40AL	grey alu
76.400.231	48040256	Ocean 40CH	chrome
76.400.234	48048255	Ocean 48AL	grey alu
76.400.235	48048256	Ocean 48CH	chrome
76.400.260	48046255	Ocean 46AL	grey alu
76.400.261	48046256	Ocean 46CH	chrome
76.400.262	*48054200	Ocean 54AL	grey alu
76.400.263	*48054201	Ocean 54CH	chrome
76.400.264	*48058200	Ocean 58AL	grey alu
76.400.266	*48065200	Ocean 65AL	grey alu
76.400.267	*48065201	Ocean 65CH	chrome

LEWMAR WINCHES UPGRADING KITS



By means of the following products, you can order an electric winch or conversion of an existing manual winch into an electric winch.

To order an electrical winch, order a manual winch and order steps 1 through 5.

To an existing manual winch to build elektrisch, order steps 1 through 5.

The conversion of manual winches is possible with winches that are manufactured after 1992.

Article nr/ Winch typ	Lewmar Nr.	ST40 EVO	ST40	ST44	ST45 EVO	ST46	ST48	ST50 EVO	ST50	ST54	ST55 EVO	ST58
step 1: Powerdrivekit		Powerdrivekit ensures the transmission between winch and engine										
76.400.210	48040055		X									
76.400.214	48044055			X								
76.400.163	48046055					X						
76.400.218	48048055						X					
76.400.160	48050055							X				
76.400.161	48054055								X			
76.400.164	48058055									X		
76.310.340	48540055	X										X
76.310.345	48545055				X							
76.310.350	48550055							X				
76.310.355	48555055										X	
step 2: Engine/Gearbox		Engine/Gearbox is the electric transmission of the winch										
76.400.211	48000116 12V	X	X	X	X	X	X	X				
76.400.168	48000075 12V								X	X	X	X
or												
76.400.215	48000117 24V	X	X	X	X	X	X	X				
76.400.169	48000076 24V								X	X	X	X
step 3: Relais		E=relais, E-Box=relais in box, ELS=relais load sensing & soft start										
76.410.042	68000933 12V E	X	X	X	X	X	X	X				
76.410.043	68000934 24V E	X	X	X	X	X	X	X				
or												
76.400.806	18000301 12V E-Box	X	X	X	X	X	X	X				
76.400.807	18000302 24V E-Box	X	X	X	X	X	X	X				
or												
76.400.317	48000217 Controlbox ELS Ctrl 1-3	24V	24V									
76.400.320	48000220 Controlbox ELS Ctrl 1-6			24V	24V	24V						
76.400.321	48000221 Controlbox ELS Ctrl 1-7						24V	24V	24V	24V	24V	
76.400.322	48000222 Controlbox ELS Ctrl 1-8	12V	12V									24V
76.400.324	48000224 Controlbox ELS Ctrl 2-2			12V	12V	12V						
76.400.325	48000225 Controlbox ELS Ctrl 2-3						12V	12V	12V			
76.400.327	48000227 Controlbox ELS Ctrl 2-5									12V	12V	
76.400.329	48000229 Controlbox ELS Ctrl 2-7											12V
step 4: Circuit breaker		Automatic slow blow circuit breaker										
76.500.250	68000542 40A	24V	24V									
76.490.051	68000348 50A			24V	24V	24V						
76.410.201	68000240 70A						24V	24V				
76.500.030	68000349 90A	12V	12V						24V	24V	24V	24V
76.490.050	68000350 110A			12V	12V	12V						
76.490.052	68000239 120A						12V	12V				
76.500.150	68000351 150A								12V			
76.400.295	68000894 200A									12V	12V	
76.400.296	68000895 250A											12V
step 5: Deckswitch		Deckswitch with open top Ø 78mm										
76.400.290	68000970 grey	X	X	X	X	X	X	X	X	X	X	X
76.400.291	68000971 white	X	X	X	X	X	X	X	X	X	X	X
SX Deckswitch IP67/5 with open top Ø 75mm												
76.400.301	68001258 SS	X	X	X	X	X	X	X	X	X	X	X
76.400.302	68001256 black	X	X	X	X	X	X	X	X	X	X	X
SX Deckswitch IP67/5 with closed top Ø 75mm												
76.400.303	68001257 SS	X	X	X	X	X	X	X	X	X	X	X
76.400.304	68001249 black	X	X	X	X	X	X	X	X	X	X	X





LEWMAR®

ONE BRAND, ONE SOLUTION

Design, manufacture and distribution of winches, hatches, port lights, glass & glazing, steering systems, bow thrusters, anchoring and windlass products, along with marine hardware.

LEWMAR CW 800 CAPTIVE WINCH




The CW 800 winch is ideal for the main halyard or mainsheet on yachts. The CW 800 offers safe remote controlled line handling and storage on yachts up to 48ft (14,6m).

If you wish to have powered winches, but do not have the space on the cabin top, using a CW 800 will allow the halyards to be hauled and stored in a convenient place on board for a very efficient use of space on smaller yachts.

Available in 12V and 24V options, the CW 800 is a viable alternative to managing halyards, or main sheets, dependent on the line speed required.

- Available in 12 or 24V (24V on special order)
- Max line length 10,3m
- Line size 10-12mm
- Max line speed 33.5 meter per minute
- Max pull 1400kg
- Max holding power 1500kg
- Weight 38,3kg



Art.no	Man. no	Description
76.310.701	59600140	CW800 12V

ONE TOUCH WINCH HANDLES



Patented One Touch mechanism. Offers every sailor a modern and easy to use winch handle. Easy to mount and to remove from the winch.

The One Touch winch handle is the first, really innovative handle since the 70's in lock-in handles. You only have to position your arm around the handle, press and the lock-in system opens. To remove the handle do the same. This can all be done with one hand. Available in 2 different versions: Single-grip and Power-grip

Art.no	Man. no	Description
76.321.078	29140040	200mm Single grip
76.321.079	29140042	200mm Power grip
76.321.082	29140044	250mm Single grip
76.321.083	29140046	250mm Power grip

WINCH HANDLES ALUMINIUM



- Aluminium
- Single grip
- Lock-in mechanism



Art.no	Man. no	Description
76.321.011	2914 1011	200mm
76.321.111	2914 1121	250mm, Single Grip, lock-in

WINCH HANDLE CHROM PLATED



- Chrome plated
- Lock-in mechanism
- Available with single- and double grip



Art.no	Man. no	Description
76.321.121	2914 1121	250mm - Single grip
76.321.122	2914 1122	250mm - Double grip

4 WINCHES

TITAN PRIMARY WINCH HANDLE **LEWMAR**

The primary winch handles are especially designed for the leisure sailor.

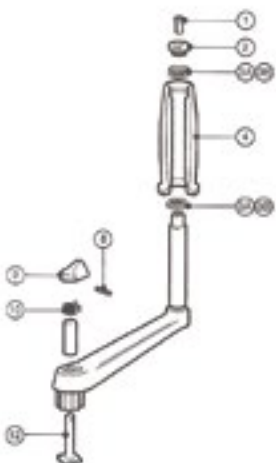


- Plastic
- Floats
- Lock-in mechanism

Art.no	Man. no	Description
76.321.308	29145301	200mm
76.321.309	29145311	250mm

REPAIR KIT WINCH HANDLE **LEWMAR**

- 1 - 4 art. nr. 76.321.009
- 8 - 12 art. nr. 76.410.036



Art.no	Man. no	Description
76.321.009	29140011	Handle turn kit grey
76.410.036	29140013	Lock kit 10 inch

WINCH HANDLE **Talamex**

- All-round plastic winch handle with lock-in mechanism and ball bearing-mounted grip
- Light in weight and floats
- Length 250 mm



Art.no	Description
76.321.002	Winch handle 250mm
76.321.003	Display winch handle 6 pcs
76.321.012	Spares kit for winch handle lock in mechanism

WINCH COVER ACRYLIC **Gnautics**



- Solution dyed acrylic cover
- Protects valuable winches from sun, salt and dirt
- Rubber PVC edge and adjustment buckle



Art.no	Size	Top Ø mm	Base Ø mm	H mm
91.100.941	S	110	140	170
91.100.942	M	130	155	200
91.100.943	L	140	170	220
91.100.944	XL	150	195	240

WINCH COVERS **Gnautics**



- PVC tarpaulin protective cover with non-slip edge
- Protects winches against sun, salt and dirt
- Equipped with clamping strap with buckle

Art.no	Size	Top Ø mm	Base Ø mm	H mm
91.102.310	S	110	140	170
91.102.311	M	130	155	200
91.102.312	L	140	170	220
91.102.313	XL	150	195	240

WINCH LEVER HOLDER IQ **Gnautics**

- Lightweight storage system with round corners
- Equipped with water drains in the bottom



Art.no.	L x H x D cm	Colour
91.102.510	13 x 27 x 10	Seagull white
91.102.610	13 x 27 x 10	Sand

WINCH LEVER HOLDER



- PVC tarpaulin and PU mesh holder for winches
- Jelly bead edge protectors and soil with water spout
- Easy to assemble with the hook and loop fixation system



Art.no	Model
91.101.542	Single
91.102.326	Double

WINCH LEVER HOLDER ACRYLIC



- Holder made of solution dyed acrylic canvas
- Jelly Bead edge protectors and soil with water spout
- Easy to assemble with the hook and loop fixation system



Art.no	Model
91.100.931	Single

WINCH HANDLE POCKET



Art.no	Man. no.	Material	Colour	H x W x D (mm)
76.321.020	29140020	plastic	white	250 x 90 x 55

WINCH HANDLE HOLDER



- Equipped with 4 mounting holes on the back
- Also 4 openings on the side for attachment by band of max. 25mm wide



Art.no	Material	Colour	H x W x D (mm)
76.321.025	plastic	white	250 x 90 x 55

LEWMAR SERVICE KIT





- For various type winches
- Sets include the most common parts that wear such as: collets, ratchets, feather for the bushings and retainers, o-rings, circlips



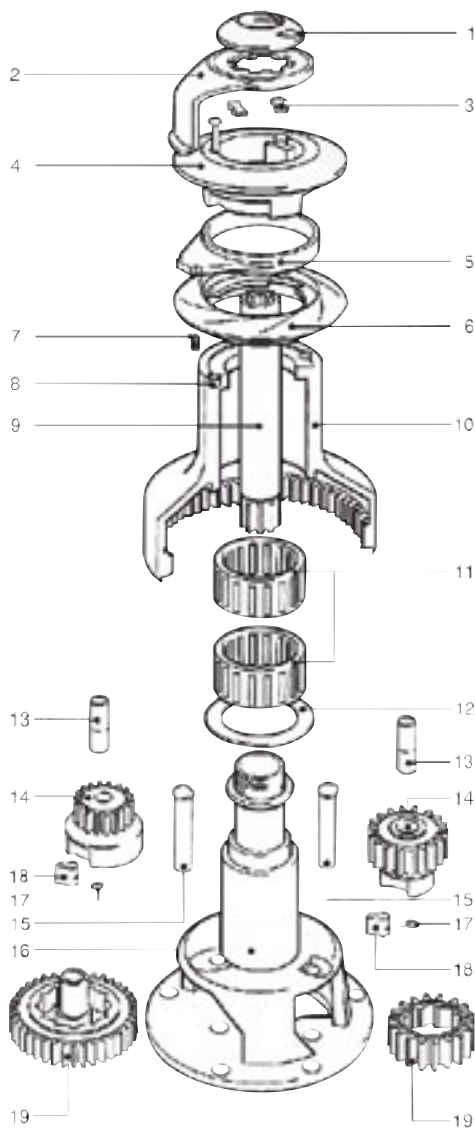
Art.no	Man. no	Description
76.327.224	48000014	for Ocean Std 6-40, Ocean ST14-16, EVO ST15
76.327.225	48000017	for Ocean ST-50-65, EVO ST55-65
76.327.226	48000018	for Ocean ST68, EVO ST70
76.327.227	48000019	for Ocean ST-30-48, EVO ST30-50

SERVICE KITS



Art.no	Man. no	Description
76.308.000	19700300	Service kit for winches 44-66 3gear
76.301.006	19700401	Set of 6 pawls and 12 springs for winches 50-65
76.301.007	19700501	Set of 6 pawls and 12 springs for winches 6-48/66
76.325.000	19701000	Winch grease tube 100 grams
76.307.015	19701500	Maintenance Set
76.307.016	76307016	Racelube Special oil 55ml

OVERVIEW SPAREPARTS OCEAN WINCHES

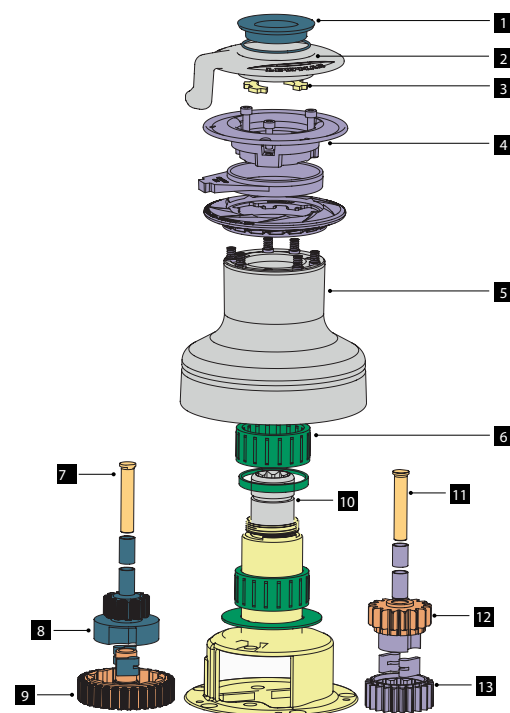


Art.no	Man. no	Description	For size	Drawing
76.301.005	1260/7PK	Spring, packer per 20 pcs.		17
76.327.120	48000443	Top Cap Chromed + O-Ring	14ST/16ST	1
76.327.121	48000444	Top Cap Chromed + O-Ring	28ST - 54ST	1
76.327.122	48000445	Top Cap Chromed + O-Ring	58ST - 65 ST	1
76.327.130	48000446	Collet Kit	All	3
76.327.140	48000447	Jaw Kit grey	14ST/16ST	4+5+6
76.327.141	48000448	Jaw Kit grey	28ST/30ST	4+5+6
76.327.142	48000449	Jaw Kit grey	34ST/40ST	4+5+6
76.327.143	48000450	Jaw Kit grey	44ST/46ST	4+5+6
76.327.144	48000451	Jaw Kit grey	48ST	4+5+6
76.327.145	48000452	Jaw Kit grey	50ST/54ST	4+5+6
76.327.146	48000453	Jaw Kit grey	58ST/65ST	4+5+6
76.327.112	45000008P	Stripperring pair	16ST	5
76.327.113	45000108P	Stripperring pair	30ST/40ST	5
76.327.114	45000308P	Stripperring pair	44ST	5
76.327.115	45000408P	Stripperring pair	48ST	5
76.327.117	45000508P	Stripperring pair	50ST/54ST	5
76.327.119	45000708P	Stripperring pair	58ST/65ST	5
76.327.210	48000477	Feeder Arm chrome	14ST	2
76.327.211	48000478	Feeder Arm chrome	16ST	2
76.327.213	48000480	Feeder Arm chrome	30ST	2
76.327.214	48000481	Feeder Arm chrome	34ST	2
76.327.215	48000482	Feeder Arm chrome	40ST	2
76.327.216	48000483	Feeder Arm chrome	44ST	2
76.327.217	48000484	Feeder Arm chrome	46ST	2
76.327.218	48000485	Feeder Arm chrome	48ST	2
76.327.219	48000486	Feeder Arm chrome	50ST	2
76.327.220	48000487	Feeder Arm chrome	54ST	2
76.327.221	48000488	Feeder Arm chrome	58ST	2
76.327.223	48000490	Feeder Arm chrome	65ST	2
76.327.150	48000454	Drum bearing kit	14ST	11+12
76.327.151	48000455	Drum bearing kit	16ST/28ST/30ST	11+12
76.327.152	48000456	Drum bearing kit	34ST/40ST	11+12
76.327.153	48000457	Drum bearing kit	46ST	11+12
76.327.154	48000458	Drum bearing kit	48ST	11+12
76.327.155	48000459	Drum bearing kit	50ST	11+12
76.327.156	48000460	Drum bearing kit	54ST	11+12
76.327.157	48000461	Drum bearing kit	58ST	11+12
76.327.158	48000462	Drum bearing kit	65ST	11+12
76.327.162	48000465	Pawl gear 2 kit	30ST	13+14+17+18R
76.327.164	48000467	Pawl gear 2 kit	40ST	13+14+17+18R
76.327.165	48000468	Pawl gear 2 kit	46ST/48ST	13+14+17+18R
76.327.168	48000471	Pawl gear 2 kit	50ST	13+14+17+18R
76.327.170	48000473	Pawl gear 2 kit	54ST	13+14+17+18R
76.327.171	48000474	Pawl gear 2 kit	58ST	13+14+17+18R
76.327.173	48000476	Pawl gear 2 kit	645ST	13+14+17+18R
76.327.161	48000464	Pawl gear 1 kit	28ST/30ST/34ST/40ST	13+14+17+18L
76.327.166	48000469	Pawl gear 1 kit	46ST	13+14+17+18L
76.327.167	48000470	Pawl gear 1 kit	48ST	13+14+17+18L
76.327.169	48000472	Pawl gear 1 kit	50ST/54ST	13+14+17+18L
76.327.172	48000475	Pawl gear 1 kit	58ST/64ST	13+14+17+18L

OVERVIEW SPAREPARTS EVO® WINCHES



Art.no	Man. no	Description	For size	Drawing
76.327.313	48500015	EVO® Top Cap & O Ring	EVO® ST15	1
76.327.314	48500030	EVO® Top Cap & O Ring	EVO® ST30	1
76.327.315	48500040	EVO® Top Cap & O Ring	EVO® ST40	1
76.327.316	48500045	EVO® Top Cap & O Ring	EVO® ST45	1
76.327.317	48500050	EVO® Top Cap & O Ring	EVO® ST50	1
76.327.318	48500055	EVO® Top Cap & O Ring	EVO® ST55	1
76.327.319	48500065	EVO® Top Cap & O Ring	EVO® ST65	1
76.327.307	48500005	EVO® Feeder Arm	EVO® ST15	2
76.327.308	48500105	EVO® Feeder Arm	EVO® ST30/ST40	2
76.327.309	48500305	EVO® Feeder Arm	EVO® ST45	2
76.327.310	48500405	EVO® Feeder Arm	EVO® ST50	2
76.327.311	48500505	EVO® Feeder Arm	EVO® ST55	2
76.327.312	48500605	EVO® Feeder Arm	EVO® ST65	2
76.327.130	48000446	Collet Kit	All	3
76.327.300	48500016	EVO® Jaw Kit	EVO® ST15	4
76.327.301	48500031	EVO® Jaw Kit	EVO® ST30/ST40	4
76.327.303	48500046	EVO® Jaw Kit	EVO® ST45	4
76.327.304	48500051	EVO® Jaw Kit	EVO® ST50	4
76.327.305	48500056	EVO® Jaw Kit	EVO® ST55	4
76.327.306	48500066	EVO® Jaw Kit	EVO® ST65	4
76.327.320	45500008P	EVO® Stripperring pair	EVO® ST15	Part of 4
76.327.321	45500108P	EVO® Stripperring pair	EVO® ST30/ST40	Part of 4
76.327.322	45500308P	EVO® Stripperring pair	EVO® ST45	Part of 4
76.327.323	45500408P	EVO® Stripperring pair	EVO® ST50	Part of 4
76.327.324	45500508P	EVO® Stripperring pair	EVO® ST55	Part of 4
76.327.325	45500608P	EVO® Stripperring pair	EVO® ST65	Part of 4
76.327.151	48000455	Drum bearing kit	EVO® ST30	6
76.327.152	48000456	Drum bearing kit	EVO® ST40	6
76.327.153	48000457	Drum bearing kit	EVO® ST45	6
76.327.154	48000458	Drum bearing kit	EVO® ST50	6
76.327.156	48000460	Drum bearing kit	EVO® ST55	6
76.327.158	48000462	Drum bearing kit	EVO® ST65	6
76.327.161	48000464	Pawl gear 1 kit	EVO® ST30/ST40	8
76.327.166	48000469	Pawl gear 1 kit	EVO® ST45	8
76.327.167	48000470	Pawl gear 1 kit	EVO® ST50	8
76.327.169	48000472	Pawl gear 1 kit	EVO® ST55	8
76.327.172	48000475	Pawl gear 1 kit	EVO® ST65	8
76.327.162	48000465	Pawl gear 2 kit	EVO® ST30	13
76.327.164	48000467	Pawl gear 2 kit	EVO® ST40	13
76.327.165	48000468	Pawl gear 2 kit	EVO® ST45/ST50	13
76.327.170	48000473	Pawl gear 2 kit	EVO® ST55	13
76.327.173	48000476	Pawl gear 2 kit	EVO® ST65	13





www.talamex.com

5



Water and Tank System



5 MANUAL BILGE PUMPS

BAILER

- Strong thermoplastic
- Length 20cm
- Suitable for liferafts
- White



Art.no	Description	Pcs
35.401.000	Bailer	6

MANUAL BILGE PUMP



- Manufactured from oil and petrol resistant plastic
- Color blue/orange
- In-and outlet Ø 20mm
- Includes drain hose
- Exclusive intake part 17.316.000



Art.no	Length m	Capacity per stroke CL
17.315.035	0,35	30
17.315.055	0,55	50
17.315.075	0,75	80
17.315.100	1,00	100
17.316.000	Intake part 0,2m	

ALL-ROUND HAND PUMP KIT



All-round pump which can be used as either a oil change pump or as a bilge pump for difficult to reach bilge area's. The kit comes including: suction hose 6,5mm x 120cm, suction hose 8,3mm x 120cm, drain hose 15,8mm x 244cm, 2 caps to close the pump exits and 2 hose adapters to connect the supplied hoses. Not for use with gasoline or diesel.



Art.no	Description
16.122.001	Pump kit

EASY BAILER



Lightweight handpump, with a 25mm hose connection. Flexible hose is included. Suitable to evacuate open boats, dinghies or canoes. Can be used for water or diesel.



- Conform ISO15083

Art.no	Man. no	Description
17.540.128	BP1935	Easy-bailer pump 470mm
17.540.129	BP1955	Easy-bailer pump 673mm

DRAINMAN BILGE PUMP



- Connection on mooring line
- No electrical connection, self priming
- Pull 1.500kg
- Max. range 8m

Art.no	Description
17.315.000	Drainman MKII
17.315.001	Extension hose 3m

COMPACT HAND BILGE PUMP



- 25mm hose connection
- Fixed lever
- 10 l/min at 30 strokes per minute, self priming
- Dim. 180mm x 125mm x 75mm

Art.no	Description
17.325.050	Plastic pump
17.325.051	Service kit for 17.325.050 with diaphragm and inlet and outlet valve

HEAVY DUTY BILGE PUMP



- Removable handle, 25mm hose output
- 22 l/min at 30 strokes per minute
- Self priming
- For through deck model: deck thickness 5mm to 19mm
- Includes mounting clips for removable handle
- Dim. 230mm x 210mm x 130mm

Art.no	Description
17.325.059	Bulkhead mounting
17.325.060	Through-deck mounting
17.325.061	Service kit for 17.325.059 or 060 includes diaphragm, inlet and outlet valve

MANUAL BILGEPUMP FLUSHMOUNT



- Rugged and appealing design
- With integrated handle in pump cover
- Self-priming up to 3 meters
- Polypropylene body
- Stainless steel fittings
- 360° rotatable connectors Ø 25mm (1") en 38mm (1 1/2") included, for easy installation
- Complies with ISO 15083



Art.no	Man. no	Colour	Max. Capacityltr/hour	Dim. H x W x D mm
17.325.010	01-01-001	white	(with 25mm) 34,5l / (with 38mm) 45l	(with 25mm) 151 x 207 x 157mm / (with 38mm) 163 x 207 x 157
17.325.011	01-01-002	black	(with 25mm) 34,5l / (with 38mm) 45l	(with 25mm) 151 x 207 x 157mm / (with 38mm) 163 x 207 x 157

SMARTBAIL HAND PUMP



Easy to install and use with modern styling, especially there where space is limited.

- Conform ISO15083
- 5 years warranty
- Hose connection Ø 25mm/38mm



Art.no	Man. no	Description
17.540.145	BP5012	Smartbail hand pump

5 MANUAL BILGE PUMPS

HAND BILGE PUMP COMPAC 50



Compact design hand bilge pump, easy to install with 4 screws. Build in depth only 120mm below deck. Including cover and transit.



- Conforms ISO15083
- 5 year warranty
- Capacity 35l at 70 strokes p/min
- Hose connection 25mm
- Weight 0,9kg
- Materials polypropylene, acetal, nitrile, RVS

Art.no	Man. no	Description	Pcs
17.540.120	BP0350	Pump Compac 50	1
17.540.119	BP0350B	Pump Compac 50	50



Art.no	Man. no	Description
17.540.024	AK8035	Service kit Compac 50



Art.no	Man. no	Description	Pcs
17.540.051	AS0353	Clamping Ring Kit Compac 50	1



Art.no	Man. no	Description	Pcs
17.540.052	AS0355	Handle Asy Compac 50	1



Art.no	Man. no	Description
17.540.049	AS0352	Rocker Arm + Clamp Plate Kit



Art.no	Man. no	Description	Pcs
17.540.053	AS0356	Deck Plate Kit Compac 50	1

PUMP GUSHER URCHIN NITRILE



De Urchin is self-priming pump. Easy to install. Suitable for grey waste, as toilet pump or as bilge pump. Also suitable for pumping diesel. Due to the straight flow line, it can absorb grey water easily.

- Conform ISO15083
- 5 year warranty

Art.no	Man. no	Capacity	For hose	Description
17.540.320	ND9010	50l at 70 strokes p/min	25mm/38mm	With plastic frame
17.540.321	ND9210	50l at 70 strokes p/min	25mm/38mm	With metal frame



Art.no	Man. no	Description
17.540.028	AK9011	Service kit Gusher Urchin nitril

PUMP GUSHER URCHIN



The Urchin is a self-priming pump. Easy to install. Suitable for grey waste, as toilet pump or as bilge pump. Also suitable for pumping diesel. Due to the straight flow line, it can absorb grey water easily.

- Conform ISO15083
- 5 year warranty

Art.no	Man. no	Capacity	For hose	Mounting	Pcs
17.540.146	BP9005	50l at 70 strokes p/min	25mm/38mm	standard	1
17.540.147	BP9005B	50l at 70 strokes p/min	25mm/38mm	standard	50



Art.no	Man. no	Capacity	For hose	Mounting	Pcs
17.540.148	BP9013	50l at 70 strokes p/min	25mm/38mm	thru deck	1



Art.no	Man. no	Capacity	For hose	Mounting	Pcs
17.540.149	BP9021	50l at 70 strokes p/min	25mm/38mm	removable	1



Art.no	Man. no	Description
17.540.074	AS8680	SS handle Gusher Urchin



Art.no	Man. no	Description
17.540.075	AS9060	Standard operating kit Gusher Urchin



Art.no	Man. no	Description
17.540.076	AS9061	Fork assembly kit for Gusher Urchin



Art.no	Man. no	Description
17.540.077	AS9062	Clampring standard Gusher Urchin
17.540.078	AS9064	Clampring below deck Gusher Urchin



Art.no	Man. no	Description
17.540.085	AS9066	Clamping Plate Kit Gusher Urchin

MANUAL BILGE PUMP MK5 UNIVERSAL



This pump can be installed on 3 different ways; service mount, under deck or partition mounted. Easy to clean through the inspection lid. With odor free gasket. Therefor very suitable as grey waste pump, toilet pump or bilge pump.

- Conform ISO15083
- USCG Approved
- 5 Year warranty



Art.no	Man. no	Capacity	For hose	Weight
17.540.121	BP0510	66l at 70 strokes p/min	38mm	1,36kg

5 MANUAL BILGE PUMPS



Installation kit

Installation kit for the MK5 Universal pump (BP0510).
With this kit you can mount the pump watertight behind the wall.

Art.no	Man. no	Description
17.540.173	DP9906	Mounting Kit MK5 Universal Pump



Parts for MK5 Pump

Art.no	Man. no	Description
17.540.025	AK8050	Service Kit MK5 Universal + MK5 Sanitary
17.540.047	AS0561	Diaphragm Plate/pivot Arm Kit
17.540.048	AK0521	Rocker Arm Assy MK5 Pump

BILGE PUMP HENDERSON MK5



Double functioning MK5 pump.
Suitable to empty two compartments
at the same time. Easy maintenance
inspection port.

- Conform ISO15083
- Approved by Lloyds (MCA)
- USCG Approved
- 5 years warranty


Art.no	Man. no	Description	Capacity	For hose	Weight
17.540.311	MH5550	Bulkhead mounting	104l at 70 strokes p/min	38mm	2,8kg



Art.no	Man. no	Description	Capacity	For hose	Weight
17.540.312	MH5550	Underdeck mounting	104l at 70 strokes p/min	38mm	2,8kg



Art.no	Man. no	Description	Capacity	For hose	Weight
17.540.313	MH5550	Deck mounting	104l at 70 strokes p/min	38mm	2,8kg



Art.no	Man. no	Description
17.540.026	AK8060	Service kit Henderson MK5 Double Action



Art.no	Man. no	Description
17.540.054	AK0511	Handle SS 330mm Henderson MK5



Art.no	Man. no	Description
17.540.055	AK0531	Underdeck Rocker Arm Assy Henderson MK5 Sanitary Underdeck



Art.no	Man. no	Description
17.540.061	AS3725	Gaiter Kit for Deck plates



Art.no	Man. no	Description
17.540.073	AS8551	Rocker arm kit Mk5 Double Action



Art.no	Man. no	Description
17.540.172	DP9905	Assembly-Kit MK5 without lid (only for BP0535)

BILGE PUMP GUSHER TITAN



The Gusher Titan is a pump with a high flow rate. Multiple mounting options. Easy to open housing. The pump is suitable for grey waste and bilge water. Pump is frost lasting.

- Conforms ISO15083
- 5 year warranty
- Made of polypropylene, acetal, neoprene, rubber, nylon, stainless steel



Art.no	Man. no	Capacity	For hose	Weight	Mounting
17.540.143	BP4402	105l at 70 strokes p/min	38mm	1,6kg	deck assembly



Art.no	Man. no	Capacity	For hose	Weight	Mounting
17.540.144	BP4410	105l at 70 strokes p/min	38mm	1,6kg	lower deck



Art.no	Man. no	Description
17.540.018	AK4400	Service kit Gusher Titan neoprene



Art.no	Man. no	Description
17.540.019	AK4419	Service kit Gusher Titan nitril



Art.no	Man. no	Description
17.540.063	AS4407	Standard Clamping Ring Kit Gusher Titan



Art.no	Man. no	Description
17.540.064	AS4409	Thru deck clamping ring kit Gusher Titan



Art.no	Man. no	Description
17.540.065	AS4412	Clamping Plate Kit Gusher Titan



Art.no	Man. no	Description
17.540.084	AS4406	Standard Lever Kit Gusher Titan only BP4402

5 MANUAL BILGE PUMPS

HEAVY DUTY BILGE PUMP GUSHER 10

Housing of the Gusher 10 is made from aluminum anodized with epoxy coating for the most extreme circumstances and therefore suitable for intensive use on board of workboats, offshore racers and big ships.

- Suitable for assembly below deck or on deck
- Conforms ISO15083
- 5 years warranty
- Made of aluminum, acetal, neoprene, stainless steel




Art.no	Man. no	Capacity	For hose	Weight	Mounting
17.540.141	BP3708	65l at 70 strokes p/min	38mm	2,3kg	standard



Art.no	Man. no	Capacity	For hose	Weight	Mounting
17.540.142	BP3740	65l at 70 strokes p/min	38mm	2,3kg	thru deck



Art.no	Man. no	Description
17.540.060	AS3719	Eyebolt/clamp plate Gusher 10



Art.no	Man. no	Description
17.540.082	AS3723	Outlet Valve Plate Asy Gusher 10



Art.no	Man. no	Description
17.540.083	AS3780	Fork Asy Gusher 10

BILGE PUMP GUSHER 30



The Gusher 30 pump which has a double performance and has therefore the biggest capacity out of the Whale range. If one of the membrane breaks, the pump keeps on functioning. Approved according to the Merchant shipping Regulations 1986 and according to the 1983 standard of the International Convention for the Safety of Life at Sea (SOLAS). With MCA and USCG approval. Housing is made out of anodized aluminum which is powder coated in white.

- Conforms ISO15083 and ISO18813
- Approved by Lloyds
- 5 year warranty
- Materials marinegrade aluminum, acetal, nylon, stainless steel



Art.no	Man. no	Capacity	For hose	Weight	Mounting
17.540.138	BP3000	117l at 70 strokes p/min	38mm	5,05kg	deck assembly



Art.no	Man. no	Capacity	For hose	Weight	Mounting
17.540.139	BP3010	117l at 70 strokes p/min	38mm	5,05kg	bulkhead assembly



Art.no	Man. no	Capacity	For hose	Weight	Mounting
17.540.140	BP3020	117l at 70 strokes p/min	38mm	5,90kg	thru deck assembly

5 MANUAL BILGE PUMPS / STRAINER VALVE



Art.no	Man. no	Description
17.540.013	AK3051	Service kit Gusher 30 neoprene



Art.no	Man. no	Description
17.540.058	AS3015	Lever Assembly Gusher 30



Art.no	Man. no	Description
17.540.059	AS3020	Asy Deck Plate Conversion



Art.no	Man. no	Description
17.540.080	AS3014	Clamping Plate Kit Gusher 30



Art.no	Man. no	Description
17.540.081	AS3095	Handle SS Gusher 30

STRAINER VALVE



- horizontal (180°), vertical (90°) discharge
- Non-return valve
- Ø 25mm en 38mm hose connection



Art.no	Man. no	Description
17.348.117	01-91-065	horizontal 25/38mm



Art.no	Man. no	Description
17.348.118	01-91-066	vertical 25/38mm

STRAINER



- Suitable for 19mm hose
- Can be installed horizontal or vertical, with non-return valve



Art.no	Man. no	Description
17.540.350	SB3422	Strumbox 3/4" S/e Retail

STRAINER VALVE



- Black, plastic strainer valve for flat or deep bilge
- Including non return valve and detachable wicket



Art.no	Man. no	Description
17.540.351	SB4222	Strainer S-e Valve



Art.no	Man. no	Description
17.540.352	SB5865	Strainer T-e Valve

BILGE PUMPS



- Bilge pump reliable and easy to install
- Low power consumption
- Hose connection under angle ensures efficient water flow
- Pump is equipped with twist-lock system for easy maintenance of impeller
- Mounting bracket can be mounted both horizontally and vertically
- Complies with all CE and ISO standards



Art.no	Volt	Max. Capacity ltr/hour	Base Ø mm	Height	For hose Ø mm
17.349.012	12	1500	65	83	19
17.349.112	12	2850	90	100	19
17.349.124	24	2850	90	100	19
17.349.212	12	5000	120	135	32
17.349.224	24	5000	120	135	32

BILGE PUMP (WATERBUSTER)



- Wireless
- Operates on 3D cell batteries of 1,5V
- Pressure height max 120cm
- Works continually up to 5 hours



Art.no	Description
17.352.012	Bilge pump

TSUNAMI BILGE PUMP



Compact and innovative design with high yield. This series of pumps has a long life span due to various patented components and high quality and is resistant to corrosion.

- 12V

Art.no	Type	Capacity ltr/hour	Height mm	Width mm	For hose
17.355.015	T500	1893	92	73	19mm (3/4")
17.355.016	T800	2875	111	83	19mm (3/4")
17.355.017	T1200	4164	111	83	29mm (1 1/8")

TSUNAMI MK2 BILGE PUMP



The updated version of the manual Tsunami bilge pump is very easy to install and uses several patented components, including the unique X-air impeller that can easily discharge air in the pump and hoses. This ensures reliable operation and prevents the pump from running dry.

- Mounting base with screw cartridge that matches other brands of bilge pumps, for example Johnson
- Suitable for use in fresh and salt water
- Heavy duty motor and internal seals, that give extra protection against water intrusion and corrosion
- Supplied with 90° outlets which can be rotated 360° for flexible installation
- Non-return valve prevents water from flowing back into the bilge



Art.no	Man. no.	Type	Max. capacity l/h	Voltage	Fuse	For hose
17.355.037	ATT-5606-7	Tsunami 500 MK2	1692	12	3A	19mm (3/4") 25mm (1")
17.355.038	ATT-5608-7	Tsunami 800	2682	12	4A	19mm (3/4") 25mm (1")
17.355.039	ATT-5609-7	Tsunami 800	2682	24	2A	19mm (3/4") 25mm (1")
17.355.040	ATT-5612-7	Tsunami 1200 MK2	4002	22	5A	25mm (1") 29mm (1 1/8")
17.355.041	ATT-5613-7	Tsunami 1200 MK2	4002	24	2A	25mm (1") 29mm (1 1/8")



attwood®
sahara
Mk2

attwood®
TSUNAMI
Mk2

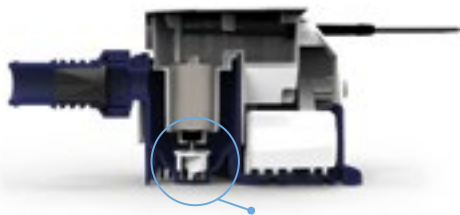


Sahara Mk2 & Tsunami Mk2


The most reliable and
easy to install bilge pumps

- Automatic (Sahara Mk2) and non-automatic (Tsunami Mk2) models available
- Patented X-Air Impeller eliminates air locks
- Fast and easy to install - External mounting feet/integrated outlet
- Universal mounting pattern for retro fitting

For more information, please visit new.attwoodmarine.com



Patented X-Air™ Impeller



Patented X-Air™ Impeller

THE SUPERSUB BILGE REACHING WHERE OTHERS CAN'T



INTRODUCING THE SUPERSUB SMART 650

Low profile automatic submersible bilge pumps sense bilge water level and switch on and off automatically. Fits deep down in confined bilge areas, under engines or cockpit floors. Easy installation - outlet and pump body rotate to suit your installation. High performance - Flow up to 40 litres per minute



VISIT WHALEPUMPS.COM FOR ALL THE PRODUCT SPECIFICATIONS

NAVICO
GROUP

5 BILGE PUMP ELECTRIC

HEAVY DUTY BILGE PUMP



Robust and durable design for use in extreme conditions. The Heavy-duty series is made with the highest quality components, which will guarantee a long life-cycle of the pump. Advanced resin compositions incorporated into exterior to resist chemicals such as engine oil, aggressive detergents and hose plasticizers. Fully submersible in water. Operated with float-switch, or controlled from switch panel.



Art.no	Type	Capacity ltr/hour	Volt	Height mm	Width mm	Length mm	For hose mm
17.355.020	HD1700	7728	12	152	76	76	29mm (1 1/8")



Art.no	Type	Capacity ltr/hour	Volt	Height mm	Width mm	Length mm	For hose mm
17.355.021	HD2000	9092	12	152	76	76	29mm (1 1/8")
17.355.022	HD2000	9092	24	152	76	76	29mm (1 1/8")

BILGE PUMP STANDARD



Robust and easy to install non-automatic bilge pumps. Operation with float switch or control panel (float switch and control panel not included, ordered separately depending on desired installation.) Bilge pump standard is available in two versions; standard and standard low.

- Robust design
- Easy to maintain
- Universal base plate with strainer and pin (for "T-slot") to attach a level switch from multiple brands for automatic operation
- Replaceable Cartridge Motor
- Stainless steel shaft
- Fresh- and seawater resistant
- Supplied with interchangeable straight and 90° elbow ports (1100gph has 29mm fixed straight ports)



Standard

Art.no	Man. no	Max. Capacity ltr/hour	For hose	Voltage	Fuse	Dim. H x W x D mm
17.348.070	01-02-002	1925	19mm (3/4")	12V	5A	116,5 x 130 x 79
17.348.071	01-02-003	2839	19mm (3/4")	12V	5A	116,5 x 130 x 79
17.348.072	01-02-004	2839	19mm (3/4")	24V	5A	116,5 x 130 x 79
17.348.073	01-02-005	4164	29mm (1 1/8")	12V	5A	116,5 x 130 x 79
17.348.074	01-02-006	4164	29mm (1 1/8") fixed	24V	5A	116,5 x 130 x 79

Standard low

Art.no	Man. no	Max. Capacity ltr/hour	For hose	Voltage	Fuse	Dim. H x W x D mm
17.348.075	01-02-007	2839	19mm (3/4")	12V	5A	100 x 92 x 150
17.348.076	01-02-008	4164	29mm (1 1/8") fixed	12V	5A	90 x 81 x 150

BILGE PUMP HEAVY DUTY



Easily installed and robustly engineered for maximum lifetime and reliability. Submersible for harsh saltwater and freshwater use; featuring heavy duty motor with stainless steel shaft; mechanical shaft seal; durable high impact thermoplastic housing and universal base screen. Non-automatic bilge pump. Operation with float switch or control panel. (float switch and control panel not included, ordered separately depending on desired installation.)

- Water cooled for extended motor life
- Removable check valve included
- Universal base plate with strainer and pin (for "T-slot") to attach a level switch from multiple brands for automatic operation
- Designed to be interchangeable with similar type bilge pumps, for example Johnson, or Rule
- Ideal for boats exceeding 10 meters
- Suitable for hoses 28mm (1 1/8") and 32mm (1 1/4")
- CE marked 94/25/ECC, ISO8846 Small Craft, Electromagnetic compatibility 89/336/EEC, EN51014 1993/radio disturbance



Art.no	Man. no	Max. Capacity ltr/hour	For hose	Voltage	Fuse	Dim. H x W x D mm
17.348.080	01-03-011	6600	28mm (1 1/8") 32mm (1 1/4")	12V	10A	170 x 158 x Ø 130
17.348.081	01-03-012	6600	28mm (1 1/8") 32mm (1 1/4")	24V	6A	170 x 158 x Ø 130
17.348.082	01-03-013	8400	28mm (1 1/8") 32mm (1 1/4")	12V	16A	170 x 158 x Ø 130
17.348.083	01-03-014	8400	28mm (1 1/8") 32mm (1 1/4")	24V	9A	170 x 158 x Ø 130

ORCA ELECTRIC BILGE PUMP



The Orca is a compact but very strong electrical bilge pump. The cover is made from oil resistant ABS and easy to take off for inspection and maintenance.

- Conforms ISO8849, ISO15083, ISO8846 and ISO10133
- 3 year warranty



Art.no	Man. no	Type	Max. capacity	Volt	Amps	Weight	Dim. WxDxH mm	Hose connection Ø mm
17.540.100	BE0500	500 GPH	32l/min	12V	1,5A	0,28kg	102 x 78,5 x 83	19
17.540.101	BE0950	950GPH	59l/min	12V	3,5A	0,45kg	135 x 103,0 x 109	25 + 28,5
17.540.102	BE1450	1300GPH	82l/min	12V	5,0A	0,82kg	168 x 121,0 x 129	25 + 28,5
17.540.103	BE1454	1300GPM	82l/min	24V	2,5A	0,82kg	168 x 121,0 x 129	25 + 28,5

ORCA 2000-3000 BILGE PUMP



Pumps with a big suction section. Housing is made from ABS. Easy to open housing which makes maintenance simple. Optional switch BE9003 or BE9006.

- Conforms ISO8849, ISO15083, ISO8846 and ISO10133
- 3 year warranty



Art.no	Man. no	Type	Max. capacity	Volt	Amps	Weight	Dim. WxDxH mm	Hose connection Ø mm
17.540.106	BE2002	2000GPH	126l/min	12V	10,0A	1,32kg	144 x 121 x 165	28,5
17.540.107	BE2004	2000GPH	126l/min	24V	5,0A	1,32kg	144 x 121 x 165	28,5
17.540.108	BE3004	3000GPH	189l/min	24V	9,0A	2,64kg	166 x 132 x 195	32,0

5 BILGE PUMP ELECTRIC / SWITCHES

SUPERSUB BILGE PUMP



Electric bilge pump, special developed for small bilges and small, tiny spaces. Ports can be set in two different positions. Easy to open for installation or maintenance. With integrated venting to prevent air in the system.



- Conform ISO8846, ISO8849, ISO10133 and ISO15083
- 3 years warranty

Art.no	Man. no	Type	Volt	Capacity	Dim. LxWxH mm
17.540.400	SS1012	1100	12V	66l/min	214 x 54 x 133
17.540.401	SS1014	1100	24V	66l/min	214 x 54 x 133
17.540.406	SS5012	500	12V	32l/min	186 x 54 x 75

FLOAT SWITCH



When floats rises 5cm pump will be switched on automatically.

- Dimensions 115mm x 80mm
- Up till 10A
- Cord lenght 97cm



Art.no	Description
17.357.001	12/24V

FLOAT SWITCHES



- Operates automatically
- For all bilge pumps 12/24V
- Operates even under 24° angle
- Up till 15A

Art.no	Description	LxWxH mm
17.357.000	without cap	107 x 98 x 38
17.357.002	with cap	133 x 98 x 73

FLOATSWITCH AUTOMATIC



- Suitable for all bilge pumps 12-32V
- Suitable for pumps up to 14A
- Mercury free
- Suitable for salt and fresh water
- CE marked 94/25/ECC, ISO8846 Small Craft, Electromagnetic compatibility 89/336/EEC, EN51014 1993/ radio disturbance

Art.no	Man. no	Type	Volt	Fuse	Dim. H x W x D mm
17.348.110	01-06-025	automatic	12/24/30V	14A	50 x 70 x 110

FLOATSWITCH DIGITAL



- Dimensions H x W x L 51mm x 76mm x 25 mm
- Suitable for all bilge pumps 12V
- No moving parts
- Many mounting options
- Unaffected by oil or floating debris in the bilge

Art.no	Man. no	Type	Volt	Fuse
17.357.004	4801-7	digital	12V	15A

FLOATSWITCH DIGITAL

- Suitable for all bilge pumps 12-32V
- No moving parts and sealed housing for optimal lifespan and reliability
- Unaffected by oil or floating debris in the bilge
- Delayed activation / deactivation to avoid false starts / stops due to sloshing in the bilge
- 30 second pump shut-down cycle to ensure water evacuation
- CE marked 94/25/ECC, ISO8846 Small Craft, Electromagnetic compatibility 89/336/EEC, EN51014 1993/ radio disturbance



Art.no	Man. no	Type	Volt	Fuse	Dim. H x W x D mm
17.348.111	01-66-037	digital	12/24V	14A	64 x 5 x 26

FIELD SWITCH



Can be used in installations of 12/24V till max 20A. Can be mounted horizontal or vertical.

- With Electric Field Sensor Technology
- Easy to install due to the different colored wiring
- Complete watertight due to pour in electronics



Art.no	Man. no	Volt	Pcs
17.540.110	BE9003	12/24V	1
17.540.111	BE9003B	12/24V	20

FIELD SWITCH



- With delayed switch off



Art.no	Man. no	Volt	Pcs
17.540.112	BE9006	12/24V - 30 sec.	1

SAHARA MK2 BILGE PUMP



The new Sahara automatic bilge pump is made of the highest quality components and uses the unique X-air impeller, which can easily discharge air in the pump and hoses. This ensures reliable operation and prevents the pump from running dry.

- Easy to install base with mounting pattern that matches other brands of bilge pumps
- Suitable for use in fresh and salt water
- Heavy duty motor and internal seals, that give extra protection against water intrusion and corrosion
- Fitted with a float switch that minimizes unnecessary running of the pump and saves your battery
- Supplied with 90° outlets which can be rotated 360° for flexible installation
- Non-return valve prevents water from flowing back into the bilge



Art.no	Man. no	Type	Max. capacity l/h	Voltage	Fuse	For hose
17.355.030	ATT-5505-7	500 MK2	1530	12	3A	19mm (3/4") 25mm (1")
17.355.032	ATT-5508-7	800 MK2	2314	12	5A	19mm (3/4") 25mm (1")
17.355.034	ATT-5509-7	800 MK2	2314	24	2A	19mm (3/4") 25mm (1")
17.355.035	ATT-5512-7	1200 MK2	2314	12	6A	25mm (1") 29mm (1 1/8")
17.355.036	ATT-5513-7	1200 MK2	2314	24	3A	25mm (1") 29mm (1 1/8")

5 BILGE PUMP AUTOMATIC

SAHARA BILGE PUMP



- 12V/2A Plastic
- Built-in float switch
- Can be set to manual or automatic circuit
- Dimensions L x W x H
120mm x 80mm x 100mm

Art.no	Type	Capacity ltr/hour at 0 mtr. max.	For hose
17.355.000	S500	1893	19mm (3/4")
17.355.007	S750	2839	19mm (3/4")
17.355.011	S1100	4164	29mm (1 1/8")

BILGE PUMP AUTOMATIC



Fully automatic bilge pump with a built-in electrical float switch. Compact and easy to install. Stainless steel shaft, tough thermoplastic ABS housing and removable base plate with integrated strainer. Easy maintenance and low power consumption. 3-wire device for auto, manual or override mode.

- Compact, all-in-one unit
- Integrated electrical float switch
- Mercury-free
- Water-cooled motor
- Supplied with interchangeable straight and 90° elbow ports (1100GPH has fixed straight ports)
- CE marked 94/25/ECC, ISO8846 Small Craft, Electromagnetic compatibility 89/336/EEC, EN51014 1993/radio disturbance

Art.no	Man. no	Max. Capacity ltr/hour	For hose	Voltage	Fuse	Dim. H x W x D mm
17.347.010	01-04-015	1925	19mm (3/4")	12V	3A	95 x 78 x 151
17.347.011	01-04-015	2839	19mm (3/4")	12V	5A	95 x 78 x 151
17.347.012	01-04-017	2839	19mm (3/4")	24V	3A	95 x 78 x 151
17.347.013	01-04-018	4164	29mm (1 1/8") fixed	12V	6A	95 x 78 x 151
17.347.014	01-04-019	4164	29mm (1 1/8") fixed	24V	3A	95 x 78 x 151

ORCA 1300 AUTO SENSOR BILGE PUMP



The Orca 1300 is a fully automatic bilge pump, with an internal sensor switch. Easy to install. The cover is made from oil resistant ABS.

- Conforms ISO8849, ISO15083, ISO8846 and ISO10133
- 1 year warranty

Art.no	Man. no	Type	Max. capacity	Volt	Amps	Weight	Dim. WxDxH mm	Hose connection Ø mm
17.540.104	BE1482	1300GPH	82l/min	12V	5,0A	0,9kg	168 x 121 x 129	25 + 28,5
17.540.105	BE1484	1300GPH	82l/min	24V	2,5A	0,9kg	168 x 121 x 129	25 + 28,5

SUPERSUB SMART BILGE PUMP



Fully automatic bilge pump. Works with a build in switch which is supplied with the latest Electric Field Sensor Technology. Detects water and switches automatically on and off. High performance. With integrated venting to prevent air in the system.

- Conform ISO8846, ISO8849, ISO10133 and ISO15083
- 3 years warranty

Art.no	Man. no	Type	Volt	Capacity	Dim. LxWxH mm	Pcs
17.540.407	SS5212	650	12V	34l/min	186 x 54 x 126	1
17.540.408	SS5212B	650	12V	34l/min	186 x 54 x 126	20

Art.no	Man. no	Type	Volt	Capacity	Dim. LxWxH mm	Pcs
17.540.402	SS1212	1100	12V	47l/min	214 x 54 x 133	1
17.540.403	SS1212B	1100	12V	47l/min	214 x 54 x 133	20
17.540.404	SS1224	1100	24V	47l/min	214 x 54 x 133	1
17.540.405	SS1224B	1100	24V	47l/min	214 x 54 x 133	20



BILGE INTELLIGENT CONTROL



Bilge intelligent control that gives an automatic signal to the pump when water needs to be pumped out. Easy clean, small strainer. Pre-wired and assembled.

- Conform ISO8846, ISO8849 and ISO15083
- 3 years warranty

Art.no	Man. no	Description
17.540.370	SI8284	Bilge IC Retail Kit 12V
17.540.371	SI8484	Bilge IC Retail Kit 24V



BILGE PUMP CONTROL PANELS



With streamlined splashwater-proof bottomplate and lighted rocker switch.

- Dimensions 76mm x 63mm
- 12V



Art.no	Description
14.572.301	Auto-Off-Manual

- Dimensions 119mm x 68,5mm
- 12V



Art.no	Description
14.572.303	Auto-Off-Manual with alarm

CURVED ADD-ON PANEL BILGEPUMP (ON-OFF-AUTO)



Art.no	Description	Dimensions mm
14.576.027	add-on panel Bilgepump (on-off-auto)	114 x 54

BILGEPUMP CONTROL PANEL



Bilge pump control panel with 3 three positions. Manual, automatic, or off. Used in combination with an automatic bilge pump, digital float switch, or automatic float switch.

- Integrated fuse holder and light signal
- Fuse included
- Size W x H 100mm x 61mm



Art.no	Man. no	Description	Voltage	Fuse
17.348.115	01-66-027	control panel	12V/24V	depending on pump used

DIGITAL HIGH-WATER ALARM

albinus



Fluid level sensor for marine applications. Electronic field sensing technology with digital accuracy automatically detects the bilge water level and at high levels sounds an audible and visual alarm on the panel. Set consist of digital control panel, alarm sensor, fuse and fuse holder.

- Easy installation, no calibration requires
- No moving parts
- Delayed activation / deactivation to avoid false starts / stops due to sloshing in the bilge
- Saltwater, fuel and oil resistant
- Size panel H x W x D 56mm x 76mm x 35mm

Art.no	Man. no	Description	Voltage	Fuse	Dim. sensor H x W x D mm
17.348.121	01-69-042	digital	24V	1A	26 x 64 x 5

WATER ALARM

wema



When water comes in, the alarm will go off. For dashboard mounting. With sensor.

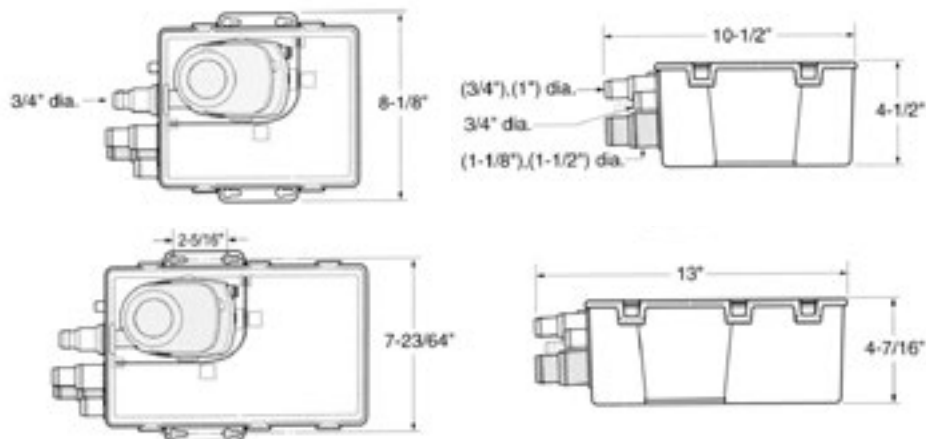
Art.no	Man. no	Description
21.350.200	151121+162010	alarm set (sensor and audio alarm)
21.350.201	151121	sensor for leakage alarm
21.350.202	162010	audio alarm universal

SHOWER PUMP

attwood



- System works with replaceable pump
- Easy maintainable with easy to open watertight lid and seal
- Air vent to prevent air locks
- Three hose connections inlet 2 x 3/4" (19mm) en 1 1/8" (29mm)
- Hose connection outlet 3/4" (19mm)



Art.no	Man. no	Type	Capacity l/h	Volt	Fuse	Height mm	Width mm	Length mm
17.369.030	4141-4	standard	2273	12V	3A	114	206	267
17.369.031	4143-4	large	3409	12V	5A	113	330	187

GREY WASTE SUMP BOX



- Plug and play assemble tank
- Including Orca pump, switch and filter
- Easy to install with multiple entrances
- Tank is easy to open for maintenance or inspection



Art.no	Man. no	Description	Volt
17.540.270	GW0500	Grey waste sump box	12V

GULLEY IC KIT



Kit exist out of a Gulley IC with a Gulper IC pump. Easy to install due to the pre-wired plug and play kit. Self-priming and can run dry. Soft start, to protect the pump.

- Conform ISO8846, ISO8849, ISO10133 and ISO15083
- 3 years warranty



Art.no	Man. no	Description
17.540.363	SG8284	Gulley IC Retail Kit 12V
17.540.364	SG8484	Gulley IC Retail Kit 24V

GULLEY IC DRAIN



Shower sink that gives an automatic signal to the Gulper IC pump when water needs to be pumped out. This way you prevent to let the pump run dry.



Art.no	Man. no	Description
17.540.360	SG1984B	Large Gulley Ic (4m)



Art.no	Man. no	Description
17.540.361	SG3482B	Small Gulley Ic 3/4" 2m Cable
17.540.362	SG3482B	Small Gulley Ic 3/4" 4m Cable
17.540.365	SG3482B	Gulley IC large (2m) (Specific for Bavaria Yachts)

WASTE MANIFOLD WITH INTELLIGENT CONTROL



The build in sensor in the inlet turns the pump automatically on. Pump runs 15sec longer to get rid of all water. Perfect for sink and shower. The sensors only work with the Gulper IC pump.

- Conform ISO8846, ISO8849, ISO10133 and ISO15083
- 3 years warranty

Art.no	Man. no	Description
17.540.445	WM8284	Grey IC Retail Kit 12V
17.540.446	WM8484	Grey IC Retail Kit 24V



Art.no	Man. no	Description	Pcs
17.540.440	WM1982B	Waste Manifold IC 3/4" 2m	1
17.540.441	WM2582B	Waste Manifold IC 1" 2m	1
17.540.442	WM2584B	Waste Manifold IC 1" 4m	1
17.540.443	WM3882B	Waste Manifold IC 1 1/2" 2m	1
17.540.444	WM3884B	Waste Manifold IC 1 1/2" 4m	1



Gulper IC Pump

Art.no	Man. no	For hose	Capacity	Volt	Pcs
17.540.134	BP2082B	19mm - 25mm	Max 19l p/min	12V	1
17.540.135	BP2084B	19mm - 25mm	Max 19l/min	24V	1

MK5 SANITATION PUMP



Membrane pump for toilet. The tough plastic housing, with odor free gaskets, keeps nasty smells inside. Easy to clean, no tools required.

- Conform ISO15083
- 5 years warranty

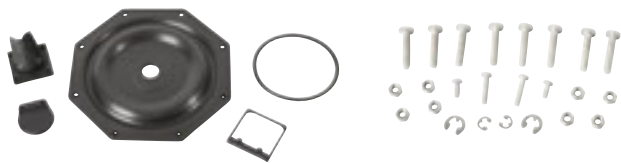
Art.no	Man. no	Capacity	For hose	Weight	Mounting
17.540.122	BP3000	66l at 70 strokes p/min	38mm	5,05kg	bulkhead assembly



Art.no	Man. no	Capacity	For hose	Weight	Description
17.540.123	BP0535	66l at 70 strokes p/min	38mm	1,36kg	thru deck assembly

Art.-Nr.	Fabr.-Nr.	Beschreibung
17.540.047	AS0561	Diaphragm Plate/pivot Arm Kit
17.540.054	AK0511	Handle SS 330mm Henderson MK5

Art.-Nr.	Fabr.-Nr.	Beschreibung
17.540.048	AK0521	Rocker Arm Assembly MK5 Pump
17.540.055	AK0531	Underdeck Rocker Arm Asy Henderson MK5



Art.no	Man. no	Description
17.540.025	AK8050	Service Kit MK5



Art.no	Man. no	Description
17.540.172	DP9905	Assembly Kit MK5 without lid (only for BP0535)

WASTEWATER PUMP



- Single chamber, self-priming, diaphragm pumps for grey or bilge water
- 360° degrees rotatable ports for maximum flexibility for inlet and outlet port installation
- Self priming up to 2,5 meters (suitable as bilge pump)
- Operates with no need for filter
- Can run dry without damage to the pump

Art.no	Man. no	Capacity	Volt	Fuse	Poles	Dim. H x W x D mm
17.370.100	03-01-001	22l/min	12V	4,5A	19mm (3/4") and 25mm (1")	125 x 195 x 305
17.370.101	03-01-002	22l/min	24V	2,5A	19mm (3/4") and 25mm (1")	125 x 195 x 305

Art.no	Man. no	Capacity	Volt	Fuse	Poles	Dim. H x W x D mm
17.370.102	03-01-002	32l/min	12V	6A	38mm (1 1/2") and 90° connector	125 x 195 x 335
17.370.103	03-01-002	32l/min	24V	3A	38mm (1 1/2") and 90° connector	125 x 195 x 335



WASTEWATER PUMP COMPACT

albinus

- Compact single chamber, self priming, diaphragm pump for grey or bilge water
- Self priming up to 2,5 meters (also suitable as bilge pump)
- Operates with no need for filter
- Can run dry without damage to the pump

Art.no	Man. no	Capacity	Volt	Fuse	Poles	Dim. H x W x D mm
17.370.104	03-01-015	22l/min	12V	4,5A	19mm (3/4") and 25mm (1")	125 x 245 x 190
17.370.105	03-01-016	22l/min	24V	2,5A	19mm (3/4") and 25mm (1")	125 x 245 x 190



WASTE WATER DIAPHRAGM PUMP VACUUM

albinus

- Single chamber, self-priming, diaphragm pumps vacuum for grey or bilge water
- 360° degrees rotatable ports for maximum flexibility for inlet and outlet port installation
- Self priming up to 2,5 meters (suitable as bilge pump)
- Operates with no need for filter
- Can run dry without damage to the pump

Art.no	Man. no	Capacity	Volt	Fuse	Poles	Dim. H x W x D mm
17.370.106	03-01-029	28	12V	6A	38mm (1½) and 90° connector	125 x 195 x 335
17.370.107	03-01-030	28	24V	3A	38mm (1½) and 90° connector	125 x 195 x 335



MACERATOR WASTEWATER PUMP

albinus

- Macerator Pump is equipped with a rotary cutter for shredding and pumping away wastewater from toilet, or waste Watertank
- Self priming up to 2,5 meters
- Stainless steel and brass pump engine
- Hose connections Ø inlet 38mm (1 1/2 ") outlet 25mm (1 ")
- For intermittent use, maximum runtime is 15 minutes. (Approximately 1 to 2.5 minutes operation will empty waste watertank
- Can run dry for 30 seconds maximum

Art.no	Man. no	Capacity	Voltage	Fuse	Dim. H x W x D mm
17.370.110	03-01-005	43l/min	12V	12A	90 x 130 x 240
17.370.111	03-01-006	43l/min	24V	7A	90 x 130 x 240



5 WASTEWATER PUMPS

BILGE / GREY WASTE PUMP



Self-priming electric pump with rubber impeller. Fitted with water proof cable guide and internal brush holder with EMI filter. Ideal for bilge and waste water on any type of boat.

- Conform ISO 8846 and ISO 8849

Art.no	Man. no	Description	Voltage	Capacity
17.353.200	162 004 12	Impeller pump UP1-J	12V	28l/min
17.353.201	162 002 12	impeller pump UP1	12V	35l/min
17.353.203	162 006 12	impeller pump UP1-M	12V	45l/min

GREY WASTE PUMP GULPER 220



The Gulper 220 is a reliable, self-priming pump. Can be turned 360degrees for most suitable installation. Can be installed horizontal or vertical. Pumps half air, half water, works perfect without filter.

- Hose connection is Ø 19mm
- Conform ISO8849, ISO15083, ISO10133 and ISO8846
- 2 years warranty

Art.no	Man. no	Capacity	Voltage	Amps	Packing
17.540.124	BP1552	13,4l p/min	12V	2,4A	1
17.540.125	BP1552B	13,4l p/min	12V	2,4A	10
17.540.126	BP1554	13,4l p/min	24V	1,2A	1
17.540.127	BP1554B	13,4l p/min	24V	1,2A	10



Art.no	Man. no	Description
17.540.010	AK1550	Service Kit Gulper 220



Art.no	Man. no	Description
17.540.057	AK1562	Clamping Ring Kit Gulper 220

GREY WASTE/BILGE PUMP GULPER 320



The Gulper 320 can be used with 19mm and 25mm hose. Easy to install. Pump is self-priming and can run dry. Suitable for grey waste or as a bilge pump.

- Confirm ISO10133, ISO15083, ISO8849 and ISO8846
- 3 year warranty

Art.no	Man. no	Capacity	Volt	Amps	Pcs
17.540.130	BP2052	Max 19l/min	12V	10A	1
17.540.132	BP2054	Max 19l/min	24V	5A	1

Bulk packaging

Art.no	Man. no	Capacity	Volt	Amps	Pcs
17.540.131	BP2052B	Max 19l/min	12V	10A	10
17.540.133	BP2054B	Max 19l/min	24V	5A	10

Art.no	Man. no	Description
17.540.012	AK2050	Servicekit Gulper 320

GULPER TOILET/GREY WASTE PUMP



Strong membrane pump, suitable for grey waste tanks, toilet or vacuum systems. Can run dry. Can process air/water. Installation can be horizontal or vertical.

- Conform ISO15083 and ISO10133
- 5 year warranty

Art.no	Man. no	For hose	Capacity	Volt
17.540.136	BP2552B	38mm	18l /min	12V
17.540.137	BP2554B	38mm	18l /min	24V



Art.no	Man. no	Description
17.540.011	AK1557	Service kit Gulper Toilet Pump

ROYAL WATER PUMP



- All-purpose pump for hot and cold water
- Can be used also in combination with submersible pump
- Survives running dry
- Capacity max. 20l/min
- At 0,4bar 11l/min
- Consumption 30-35 Watt
- Voltage 12 Volt
- Hose connection 1/2" (13mm)
- Dimensions Ø 55mm height 100mm
- Distance fixing holes 70m

Art.no	Description
17.483.040	Freshwaterpump Royal White 12V



SUBMERSIBLE PUMPS



An easy way to change a manual system into an electric. Suitable for water and diesel. Suitable for 10mm and 13mm hose. Housing is made of ABS. These pumps cannot run dry. Can be used in combination with a pressure switch or microswitch.

- Conform ISO8846 and ISO10133
- IP67


Art.no	Man. no	Type	Voltage	Capacity	Fuse	Filter	Dim. W x H mm
17.540.244	GP1002	Standard	12V	10.3l/min	5A	no	36 x 108



Art.no	Man. no	Type	Voltage	Capacity	Fuse	Filter	Dim. W x H mm
17.540.246	GP1352	Premium	12V	13.2l/min	5A	yes	36 x 129
17.540.247	GP1354	Premium	24V	13.2l/min	3A	yes	36 x 129



Art.no	Man. no	Type	Voltage	Capacity	Fuse	Filter	Dim. W x H mm
17.540.248	GP1392	Premium	12V	13.2l/min	5A	no	36 x 135
17.540.249	GP1394	Premium	24V	13.2l/min	3A	no	36 x 135





Art.no	Man. no	Type	Voltage	Capacity	Fuse	Filter	Dim. W x H mm
17.540.250	GP1642	High flow	12V	15.8l/min	5A	yes	36 x 129



Art.no	Man. no	Type	Voltage	Capacity	Fuse	Filter	Dim. W x H mm
17.540.251	GP1652	High flow	12V	15.8l/min	5A	yes	36 x 129



Art.no	Man. no	Type	Voltage	Capacity	Fuse	Filter	Dim. W x H mm
17.540.252	GP1692	High flow	12V	15.8l/min	5A	no	36 x 135


PRESSURE SWITCH



- For all pressure and submersible pumps
- Pressure switch 1bar
- Hose nipple Ø 10/12mm
- Max 15A

Art.no	Description
17.483.046	Pressure switch

TOE SWITCH



- To connect or disconnect water pump
- Dimensions 60mm x 45mm x 32mm

Art.no	Description
17.483.061	Toe switch

PRESSURE SWITCH



- With quick-connect connection
- Must be installed vertical
- Can be used with 12V or 24V
- Maximum 2bar (30psi)

Art.no	Man. no	Description
17.540.461	WU7207	Grooved Pressure Switch

FOOT PUMP



- Double action
- Strong polycarbonate body
- Capacity 12 l/min
- Hose connection 1/2" (13mm)

Art.no	Description
17.461.000	Hose connection right
17.461.100	Hose connection left
17.461.050	Repair set 1 membrane

PUMP BABYFOOT



- Compact pump
- Easy to install
- Can be used for fresh and salt water
- 5 years warranty



Art.no	Man. no	Description	Pcs
17.540.253	GP4618	Pump Babyfoot	1
17.540.254	GP4618B	Pump Babyfoot	50



Art.no	Man. no	Description
17.540.020	AK4615	Servicekit New Babyfoot

FOOT PUMP GUSHER GALLEY




Foot pump which is suitable to use for tap and showers.

- Suitable for fresh and salt water
- Double action
- 5 years warranty



Art.no	Man. no	Description	Mounting
17.540.241	GP0550	Pump Gusher Galley MK3	lever right
17.540.242	GP0551	Pump Gusher Galley MK3	lever left



Art.no	Man. no	Description
17.540.003	AK0502	Service Kit Gusher Galley MK2



Art.no	Man. no	Description
17.540.004	GP0553	Service Kit Gusher Galley MK3



Art.no	Man. no	Description
17.540.056	AS0556	Piston/Spring Kit Gusher Galley MK3

WATER PRESSURE PUMP



The diaphragm water pressure pumps from Albin provide a continuous stable water pressure for multiple connection points. Applicable for faucets, showers and more. The system is easy to install and very quiet to use due to composite base mount.

- Self-priming up to 2 meter (*up to 2,5m)
- Integrated pressure switch (2,8bar)
- Includes click-on filter and Quick-disconnect hose connections
- EN55014-1, ISO 88461 and ISO10133



Art.no	Man. no	Description	Capacity	Volt	Fuse	Max. Connections	For hose	Dim. HxLxW mm
17.529.140	02-01-003	water pressure pump 2.6	9,8l/min	12V	10A	3	13mm (1/2")	110 x 219 x 205
17.529.141	02-01-004	water pressure pump 3.5	13l/min	12V	10A	3	13mm (1/2")	110 x 219 x 205
17.529.142	02-01-005	water pressure pump 3.5	13l/min	24V	5A	3	13mm (1/2")	110 x 219 x 205
17.529.143	02-01-006	water pressure pump 4.0	15l/min	12V	10A	5	13mm (1/2") 19mm (3/4")	112 x 224 x 215
17.529.144	02-01-007	water pressure pump 4.0	15l/min	24V	5A	5	13mm (1/2") 19mm (3/4")	112 x 224 x 215
17.529.145	02-01-008	water pressure pump 5.3*	20l/min	12V	15A	6	13mm (1/2") 19mm (3/4")	112 x 224 x 215
17.529.146	02-01-009	water pressure pump 5.3*	20l/min	24V	8A	6	13mm (1/2") 19mm (3/4")	112 x 224 x 215

INLET STRAINER



Inlet strainer 40 mesh for drinking water and deck wash pumps from Albin. Protect your pump to ensure long service life and optimal performance. Uses universal Quick connect connections. Easy to maintain.

Art.no	Man. no	Description
17.529.151	02-99-023	inlet strainer 40 mesh

UNIVERSAL FRESHWATER PUMP



Easy to install due to adaptable supports. Suitable for 15mm Quick-Connect and with connectors also suitable for hose. Very silent, self-priming and suitable for fresh and salt water. Will be delivered including filter and connectors.

- Conform ISO8846 and ISO10133

Art.no	Man. no	Description
17.540.420	UF1215	Universal Pump + strainer 12L 12V High pressure
17.540.421	UF1225	Universal Pump + strainer 12L 24V High pressure
17.540.423	UF1815	Universal Pump + strainer 18L 12V High pressure
17.540.424	UF1825	Universal Pump + strainer 18L 24V High pressure

WATERMASTER FRESHWATER PUMP



Easy to install. Suitable in combination with the Whale Quick-Connect system or with connectors it can be used with hose. Pump is very quiet and comes in an IP65 watertight housing.

- Self priming up to 3 meters
- Suited for fresh and salt water, can run dry
- Comes with filter and connections
- Dimensions L x W x H 209mm x 179mm x 125mm
- According ISO8846 and ISO10133

Art.no	Man. no	Capacity	Volt	Pressure	Pcs
17.540.220	FW0814	8l/min	12V	2bar	1
17.540.221	FW1214	12l/min	12V	2bar	1
17.540.222	FW1215	12l/min	12V	3bar	1
17.540.223	FW1215B	12l/min	12V	3bar	10
17.540.224	FW1225	12l/min	24V	3bar	1
17.540.225	FW1225B	12l/min	24V	3bar	10

Art.no	Man. no	Description
17.540.008	AK1316	Universal Head Service kit



Art.no	Man. no	Description
17.540.009	AK1319	Strainer Service Kit





ELECTRONIC DRINKWATERPUMP 'UP'

Self-priming electric water pump with check valve and electronic sensor. The pump is equipped with PTFE gears, stainless steel shaft and nickel plated brass pump casing. The electronic sensor allows for variable water issue updated on the requested amount of water, which makes the use of a pressure vessel not necessary. Also, the electronic sensor enables a gradual water pressure head and transit through which there is a reduction of the pump sound, power consumption and wear and tear on the pump itself. The pump is protected against short circuit and overload. The internal Electronics will in the case of crust circuit or overload reboot itself four times .Application: drinking water systems and showers. Optional control panel available. The types UP3, UP6, UP12 and UP14 will be delivered including pre-filter.



Art.no	Description	Volt	Max. pressure	Capacity	Fuse	Weight	Self priming up to (meter)
17.529.125	Sensor Pump UP2/E	12-24	2bar - 29psi	10l/min	7,5A	1,3kg	1



Art.no	Description	Volt	Max. pressure	Capacity	Fuse	Weight	Self priming up to (meter)
17.529.126	Sensor Pump UP3/E	12-24	2,5bar - 36psi	15l/min	15 A	2,0kg	1,5



Art.no	Description	Volt	Max. pressure	Capacity	Fuse	Weight	Self priming up to (meter)
17.529.127	Sensor Pump UP6/E	12-24	2,5bar - 36psi	26l/min	20A	3,7kg	2



Art.no	Description	Volt	Max. pressure	Capacity	Fuse	Weight	Self priming up to (meter)
17.529.128	Sensor Pompe UP12/E	12-24	3bar - 43,5psi	36l/min	25A	4,4kg	3



Art.no	Description	Volt	Max. pressure	Capacity	Fuse	Weight	Self priming up to (meter)
17.529.129	Sensor Pump UP14/E	12-24	2bar - 29psi	46l/min	30A	5,2kg	3



Control panel 12/24V for electronic pumps.

- Protection IP67
- Dimensions 80mm x 80mm x 45mm
- Hole size Ø 70mm

Art.no	Description
17.529.130	Control Panel PCS

STANDARD FILTER FOR MARCO UP/E FRESH WATER PUMPS

MARCO
MARINE TECH

Art.no	Man. no	Description
17.529.131	165 000 10	Filter for Marco UP2/E or UP3/E pump Standard
17.529.132	165 001 10	Filter for Marco UP6/E or UP12/E pump Standard
17.529.133	165 004 10	Filter for Marco UP6/E or UP12/E pump Standard
17.529.136	165 002 10	Filter with FKM seal suitable for chemical fits op Marco UP2/E of UP3/E pump
17.529.137	165 003 10	Filter with silicon seal suitable for food applications fits op Marco UP2/E or UP3/E pump

ACCUMULATOR TANK

albinus



Accumulation and pulsation damping tank 0,85l for water pressure systems. Ensures optimal water pressure. The patented system dampens the vibrations that can occur in a water pressure system.

- Connections 13mm (1/2") hose and 9,5mm (3/8") female thread
- Corrosion resistant

Art.no	Man. no	Description	Dim. HxLxW mm
17.529.150	02-66-022	Accumulator tank 0,85l	230 x 125 x 125

ACCUMULATOR TANK 2L

AWhale



This tank ensures a good water flow without activating the pump every time.

Art.no	Man. no	Description
17.540.325	PT0200	Accumulator tank 2l

ACCUMULATOR KIT

AWhale

Waterpump with pressure switch. Complete, compact unit which is easy to install.

The pump is self-priming and because of the accumulator tank, the pump is not running directly with small pressure differences. Therefore the lifespan of the pump is much longer. Suitable for 15mm Quick-Connect.

- Conform ISO8846 and ISO10133
- 2 years warranty



Art.no	Man. no	Description
17.540.426	UF2214	Pump 12V 30psi with 2l tank
17.540.425	UF2215	Pump 12V 45psi with 2l tank
17.540.422	UF2225	Pump 24V 45psi with 2l tank
17.540.427	UF8015	Pump 12V 45psi with 8l tank
17.540.428	UF8025	Pump 24V 45psi with 8l tank

AQUASOURCE CLEAR WATER FILTER

AWhale



- Easy to install, suitable till 4bar
- Maintenance free
- Suitable for one season or 4500 liters

Art.no	Man. no	Description
17.540.430	WF1230	Aquasource Clear Water Filter 12mm
17.540.431	WF1530	AquaSource Clear Filter 15mm

WASH DOWN PUMP 3.4

- Set includes deck wash pump 3,4, spray nozzle and water filter
- Quick-disconnect hose connections
- Self-priming up to 2 meters
- Cut-off pressure (70psi) 5bar
- Connection for hose 13mm (1/2")
- EN55014-1, ISO 88461 and ISO10133



Art.no	Man. no	Description	Volt	Fuse	Capacity	Dim. HxLxW mm
17.529.160	02-04-014	Wash down pump 3.4	12V	15A	12,9l/min	105 x 245 x 219

WASH DOWN PUMP 5.2

- Set includes deck wash pump 5.2, spray nozzle and water filter
- Quick-disconnect hose connections
- Self-priming up to 2,5 meters
- Cut-off pressure (70psi) 5bar
- Connection for hose 13mm (1/2")
- EN55014-1, ISO 88461 and ISO10133



Art.no	Man. no	Description	Volt	Fuse	Capacity	Dim. HxLxW mm
17.529.161	02-04-015	wash down pump 5.2	12V	20A	20l/min	112 x 215 x 224
17.529.162	02-04-015	wash down pump 5.2	24V	10A	20l/min	112 x 215 x 224



Art.no	Man. no	Description
17.529.170	02-65-029	Hose coiled 7,5m (25')



Art.no	Man. no	Description
17.529.171	02-65-031	Expandable hose 15m (50')



Art.no	Man. no	Description
17.529.177	02-95-025	Trigger action spray nozzle



Art.no	Man. no	Description
17.529.178	02-95-026	Female automatic coupling 13mm 1/2"



Art.no	Man. no	Description
17.529.179	02-95-027	Female water stop hose end connector 13mm 1/2"



Art.no	Man. no	Description
17.529.180	02-95-028	Quick click threaded faucet connector-male adapter



Art.no	Man. no	Description
17.529.172	02-65-033	on/off



Art.no	Man. no	Description
17.529.173	02-65-035	stainless steel

5 WASH DOWN PUMPS

WASHDOWN PUMP PANEL



Control panel for washdown pumps. Switch with two positions on and off. Also suitable for example water pumps, oil pumps and ballast pumps

- Integrated fuse holder
- Operating light
- 12/24 volt
- Dimensions W x H 100mm x 61mm

Art.no	Man. no	Description
17.529.176	02-69-032	Control panel washdown pump

WASHDOWN PUMPS



- Pump for washdown set
- Including filter
- Conform ISO10133

Art.no	Man. no	Description	Capacity	Volt
17.540.550	WD3517P	60psi Washdown Pump Kit	13l/min	12V
17.540.560	WD4517P	70psi Washdown Pump Kit	17l/min	12V

WASHDOWN PUMP SET



- Pump, coiled hose and trigger handset in one easy kit
- Trigger with adjustable jet
- Coiled hose of 7,6m
- Conform ISO10133

Art.no	Man. no	Description	Capacity	Volt
17.540.551	WD3517S	60psi Washdown Standard	13l/min	12V
17.540.561	WD4517S	70psi Washdown Standard	17l/min	12V
17.540.570	WD4527S	70psi Washdown Standard	17l/min	24V

WASHDOWN PUMP + TRIGGER



- Pump for washdown set
- Including filter and trigger
- Conform ISO10133

Art.no	Man. no	Description	Capacity	Volt
17.540.552	WD3517T	60psi Washdown Pump + trigger	13l/min	12V
17.540.562	WD4517T	70psi Washdown Pump + trigger	17l/min	12V

AERATOR PUMP

Albin's aerator pumps can be used for Livewell as well as deck wash application. The pump circulates water through the Livewell by pumping water from outside the boat into the Livewell and supplying it with air. This process ensures water in the Livewell stays cool and more oxygenated. Aerator pumps have tough thermoplastic ABS housing with straight or angled intake. Aerator pumps are equipped with an additional port for connecting an optional deck wash pump. The aerator pump is available in two versions: Standard and Standard short.

- Robust design
- Easy to maintain
- Replaceable Cartridge Motor
- Stainless steel shaft
- Fresh- and seawater resistant
- Supplied with interchangeable straight and 90° elbow ports (1100gph has 29mm fixed straight ports)



Art.no	Man. no	Type	Max. capacity l/h	For hose	Voltage	Fuse	Dim. H x B x W mm
17.347.033	01-05-077	recht	1925	19mm (3/4")	12V	5A	146 x 123 x 64
17.347.035	01-05-079	recht	2839	19mm (3/4")	12V	5A	146 x 123 x 64
17.347.037	01-05-081	recht	4164	29mm (1 1/8") vast	12V	5A	146 x 123 x 64



Art.no	Man. no	Type	Max. capacity l/h	For hose	Voltage	Fuse	Dim. H x B x W mm
17.347.030	01-05-074	kort	1925	19mm (3/4")	12V	5A	146 x 123 x 64
17.347.031	01-05-075	kort	2839	19mm (3/4")	12V	5A	146 x 123 x 64
17.347.032	01-05-076	kort	4164	29mm (1 1/8") vast	12V	5A	146 x 123 x 64



Art.no	Man. no	Type	Max. capacity l/h	For hose	Voltage	Fuse	Dim. H x B x W mm
17.347.034	01-05-078	90°	1925	19mm (3/4")	12V	5A	146 x 123 x 64
17.347.036	01-05-080	90°	2839	19mm (3/4")	12V	5A	146 x 123 x 64
17.347.038	01-05-082	90°	4164	29mm (1 1/8") vast	12V	5A	146 x 123 x 64

5 IMPELLER PUMPS



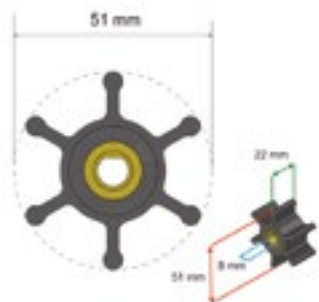
IMPELLER PUMP

Albin impeller pumps have a self-priming function with reversible flow direction, ideal as bilge and deck wash pumps, diesel and oil pumps as well as for freshwater pumps, so also suitable as a ballast pump.

- Extra strong impeller pump with oil resistant impeller
- Self-priming up to 3 meters
- Reversible flow direction
- Resistant to minor irregularities
- Do not run dry for longer than 30 seconds
- CE marked 94/25/ECC, ISO8846 Small Craft, Electromagnetic compatibility 89/336/EEC, EN51014 1993/radio disturbance



Art.no	Man. no	Description	Capacity ltr/hour	Volt	For hose	Dim. H x L x W mm
17.370.160	04-01-001	impeller pump F2	1800	12V	19mm (3/4")	120 x 160 x 90
17.370.161	04-01-002	impeller pump F2	1800	24V	19mm (3/4")	120 x 160 x 90
17.370.162	04-01-003	impeller pump F3	2100	12V	19mm (3/4")	120 x 160 x 90
17.370.163	04-01-004	impeller pump F3	2100	24V	19mm (3/4")	120 x 160 x 90
17.370.164	04-01-005	impeller pump F4	2700	12V	19mm (3/4") / 13 mm (1/2") BSP	120 x 180 x 90
17.370.165	04-01-006	impeller pump F4	2700	24V	19mm (3/4") / 13 mm (1/2") BSP	120 x 180 x 90



Replacement impeller

Art.no	Man. no	Description
17.200.609	06-01-009	Impeller kit

BALLAST IMPELLER PUMP

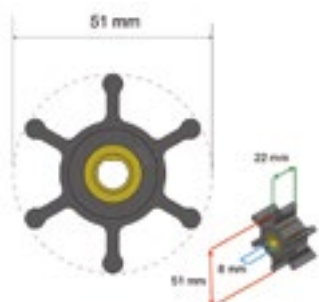


Albin ballast pump has a reversible flow direction and is self-priming, making it ideal for quickly pumping ballast water for water skiing, or other water sports applications.

- Developed to quickly fill or empty ballast tanks
- Resistant to salt and fresh water
- Protected against ignition of flammable gases (ISO8846)
- Bronze pump housing, stainless steel shaft
- MC19 impeller and PTFE mechanical seal
- CE marked 94/25/ECC, ISO8846 Small Craft, Electromagnetic compatibility 89/336/EEC, EN51014 1993/radio disturbance



Art.no	Man. no	Description	Capacity	Volt	For hose	Dim. H x L x W mm
17.370.170	04-04-013	ballast impeller pump F4	2700 L/hour	12V	19mm (3/4") / 13 mm (1/2") BSP	120 x 180 x 90
17.370.171	04-04-014	ballast impeller pump F4	2700 L/hour	24V	19mm (3/4") / 13 mm (1/2") BSP	120 x 180 x 90



Art.no	Man. no	Description	Replaces Jabsco:	Replaces Johnson:
17.200.636	06-04-036	Impeller suitable for ballast pump 04-04-013 and 04-04-014	6303-007-P	09-824P-1EZ

WATER HEATER PREMIUM

The Albin Pump Marine Premium Water Heaters have double layer of toxic free ceramic inside coating to ensure highest water quality over time. Dual heating as standard - electrical heating and indirect heating based on an second heat source, for example based on the cooling system from the Marine engine or generator set. Model 08-03-032 (17200707) only has electrical heating. The premium water heaters are available in three models: Round, Square and Rectangular.

- Interchangeable with common brands such as Webasto/Isotemp
- Doubly enamelled steel tank with aluminium outer coating
- Heat exchanger for indirect heating
- Corrosion-resistant parts
- Heat loss 1°C (1.8°F)/ hour over 24 hours
- Mounting material included
- Drain valve, anode and pressure relieve valve included.
- Connection BSP 12mm (1/2")
- CE marked (LVD) directive 2006/95/EC, EN 60335-1 (2008), EN 60335-2-21 (02-2004), A1 (07-2005), EC (01-2008). (EMC) directive: 2004/108/EC, EN 55014-1 (1999), A1 (2000), A2 (2003), EN 55014-2 (1998), A1 (2002)



Water heater round

Art.no	Man. no	Content	Heat-up time	Watt	Volt	Fuse	Dim. H x Ø x D mm	Weight
17.200.701	08-01-001	22l	60 min	850W	230V	3,7A	404 x 390 x 423,5	11kg
17.200.702	08-01-002	30l	90 min	850W	230V	3,7A	404 x 390 x 503,5	12kg
17.200.703	08-01-003	45l	120 min	850W	230V	3,7A	404 x 390 x 663,5	14kg
17.200.704	08-01-004	60l	240 min	850W	230V	3,7A	404 x 390 x 823,5	16kg



Water heater rectangular

Art.no	Man. no	Content	Heat-up time	Watt	Volt	Fuse	Dim. H x W x D mm	Weight
17.200.705	08-01-005	20l	45 min.	850W	230V	3,7A	420 x 190 x 536	12,5kg



Water heater square

Art.no	Man. no	Content	Heat-up time	Watt	Volt	Fuse	Dim. H x W x D mm	Weight
17.200.706	08-01-032	22l	45 min.	850W	230V	3,7A	320 x 320 x 493	11kg



Water heater square (only electric)

Art.no	Man. no	Content	Heat-up time	Watt	Volt	Fuse	Dim. H x W x D mm	Weight
17.200.707	08-03-032	22l	45 min.	850W	230V	3,7A	320 x 320 x 493	11kg



www.talamex.com



*hold down
brackets
included

Visa Marine 308MSD 8L

- 31 cm (12.2") high
- 10L (2.6 Gal.) water reservoir
- 8L (2.1 Gal.) holding tank
- Hold down brackets included
- 90° rotating / positionable pump-out fitting

CMP

CMP Group Ltd.
com@cmpgroup.net | cmpgroup.eu

WATER HEATER STAINLESS STEEL



The Albin Pump Marine Stainless Steel Water Heaters have a stainless steel AISI 316 tank, anti-corrosion treatment with pickling and passivation, therefore these water heaters are extremely corrosion resistant. Dual heating as standard - electrical heating and indirect heating based on a second heat source, for example based on the cooling system from the ships engine or generator set.

- Interchangeable with common brands such as Webasto/Isotemp
- Heat exchanger for indirect heating
- Corrosion-resistant parts
- Heat loss 1 °C (1.8 °F) / hour over 24 hours
- Mounting material included
- Drain valve and pressure relieve valve included
- Connection BSP 12mm (1/2")
- CE marked (LVD) directive 2006/95/EC, EN 60335-1 (2008), EN 60335-2-21 (02-2004), A1 (07-2005), EC (01-2008). (EMC) directive: 2004/108/EC, EN 55014-1 (1999), A1 (2000), A2 (2003), EN 55014-2 (1998), A1 (2002)

Art.no	Man. no	Content	Heat-up time	Watt	Volt	Fuse	Dim. H x Ø x D mm	Weight
17.200.710	08-02-006	22l	60 min	850W	230V	3,7A	404 x 390 x 439,5	11kg
17.200.711	08-02-007	30l	90 min	850W	230V	3,7A	404 x 390 x 503,5	12kg
17.200.712	08-02-008	45l	120 min	850W	230V	3,7A	404 x 390 x 689	14kg
17.200.713	08-02-009	60l	240 min	850W	230V	3,7A	404 x 390 x 849	16kg
17.200.714	08-02-010	80l	300 min	850W	230V	3,7A	404 x 390 x 1009	16kg

PARTS AND ACCESSOIRES FOR WATER HEATERS



Art.no	Man. no	Description
17.200.721	08-66-011	water heater mixer kit



Art.no	Man. no	Description
17.200.722	08-66-012	hose connection kit



Art.no	Man. no	Description
17.200.723	08-99-013	pressure relief non-return valve



Art.no	Man. no	Description
17.200.724	08-99-014	drain valve



Art.no	Man. no	Description
17.200.725	08-99-015	heater element 230V 550W



Art.no	Man. no	Description
17.200.726	08-99-016	heater element 230V 850W



Art.no	Man. no	Description
17.200.727	08-99-017	heater element 230V 1250W



Art.no	Man. no	Description
17.200.731	08-99-021	thermostat



Art.no	Man. no	Description
17.200.732	08-99-022	anode short



Art.no	Man. no	Description
17.200.733	08-99-023	anode long

VISA MARINE PORTABLE TOILETS

DOCK EDGE MAR

The compact portable toilets from Dockedge are ideal for placement on board your ship due to its small dimensions. The toilets use a powerful manual piston pump that flushes very efficiently and hygienically. Extra deep bowl with seat and lid that clicks into place for minimal vibration. Toilets use a leak and odourless seal. Including fixing kit for floor mounting.

- Possibility to pump out wastewater
- Quick disconnect lever for toilet and tank
- Level indicator
- Air vent for easier tank cleaning



Art.no	Man. no	Capacity waste tank	Capacity rinsing tank	Width mm	Height mm	Depth mm
80.200.100	DEF308	8l	10l	310	343	368



Art.no	Man. no	Capacity waste tank	Capacity rinsing tank	Width mm	Height mm	Depth mm
80.200.105	DEF319	18l	10l	414	343	368

PORTABLE TOILETS

↔ DOMETIC

Thanks to the high pressure, the 970 series provides operation of the toilet like at home. The rinsing water is stored in the top tank and under pressure, so you don't need to pump for each rinse. The '972' model has a storage tank of 9,8l and the '976' model one of even 18,9l.

Dimensions Model 972 H x W x D 317mm x 333mm x 387mm
 Dimensions Model 976 H x W x D 387mm x 333mm x 387mm

Art.no	Description
80.200.020	Toilet 972 grey, capacity 9,8l
80.200.050	Toilet 976 grey, capacity 18,9l
80.200.055	Mountingkit for types: 972 and 976



TOILET MANUAL TURN2LOCK



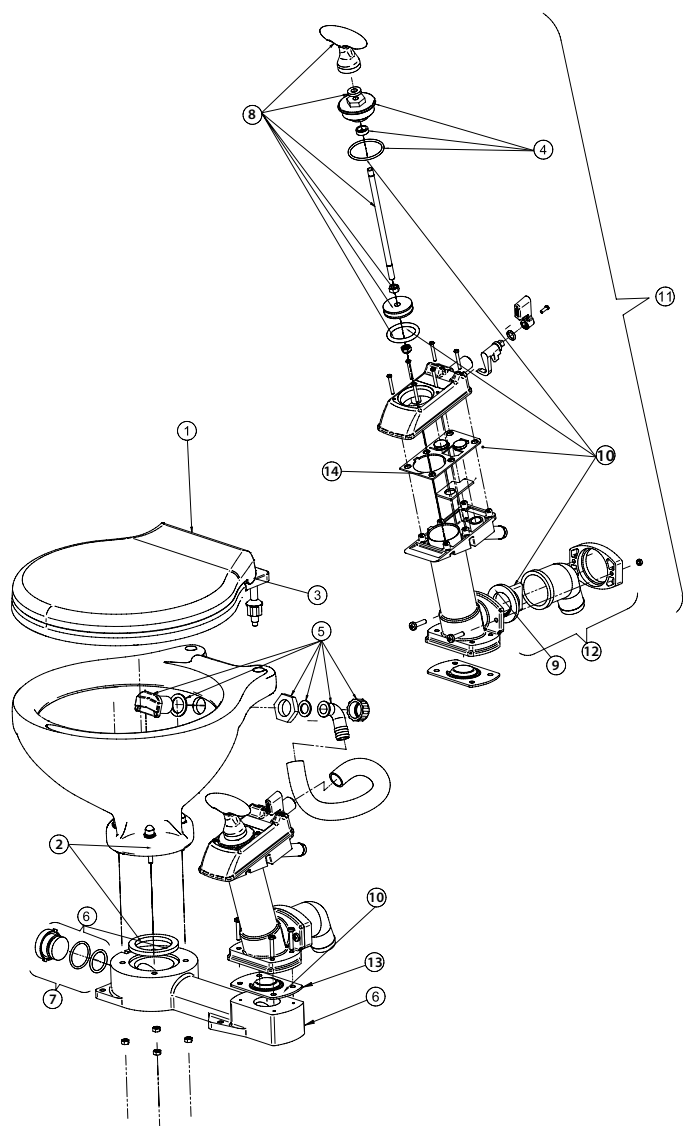
The Talamex manual toilets are a high quality product made of a white ceramic bowl with a strong ABS/Polypropylene Base and pump. The pump handle can easily be locked or unlocked with a simple quarter turn left or right. The seals and valves are of high quality neoprene which ensures smooth operation of the toilet. The toilets are supplied including a soft close seat and lid and the pump can be mounted either left or right of the bowl. The special designed flush nozzle on the inside of the bowl ensures strong swirl action for clean flushing. The toilet base mounting pattern is universal to most known brands such as Jabsco, Johnson, and Albin.

Specifications:

- Turn2lock handle
- Soft close seat and lid
- White ceramic bowl
- Pump installation left- or righthand
- Suitable for above and below waterline
- Suitable for fresh and salt water
- Strong and efficient swirl flushing
- Smooth design for optimum hygiene
- Universal mounting pattern; fits most known brands

Art.no.	Description	A mm	B mm	C mm	D mm	E mm	F mm	G mm	Weight kg
80.115.000	Supercompact	285	630	215	425	450	170	340	8
80.115.001	Standard	345	630	215	425	450	170	340	9
80.115.002	Large	345	705	275	490	470	185	365	10

TOILET SPARES



Art. no.	Description	Reference nr.
80.115.023	Soft close seat Supercompact & Standard incl hinges	1
80.115.024	Soft close seat Large incl hinges	1
80.115.025	Wooden seat Supercompact & Standard incl hinges	1
80.115.110	Bowl Supercompact incl bowl gasket and bolt set	2
80.115.111	Bowl Standard incl bowl gasket and bolt set	2
80.115.112	Bowl Large incl bowl gasket and bolt set	2
80.115.115	Hingekit only for wooden seat	3
80.115.117	Seal assembly for pump handle	4
80.115.118	Intake elbow + spray nozzle	5
80.115.119	Base for toilet incl plugkit and bowl gasket	6
80.115.120	Plug kit incl o-ring	7
80.115.121	Pumphandle with piston, rod and o-ring	8
80.115.129	Jokerverve	9
80.115.150	Gasket kit	10
80.115.151	Complete pump incl base valve gasket	11
80.115.156	Discharge elbow kit incl jokerverve	12
80.115.160	Base valve gasket	13
80.115.162	Top valve gasket incl spring	14

CONVERSION KIT MANUAL TO ELECTRIC TOILET



With the conversion kit you can easily convert a manual toilet to an electric toilet. The kit exists of a toilet base, switch panel and a combined flush- and wastewater pump. The combined pump for flush- and wastewater can pump up to 1.2m above the base. The conversion kit has a 360° discharge elbow which makes installation easier. The toilets are supplied including a 25mm and 38mm discharge elbow which makes the changeover from manual to electric even more easy because the 38mm discharge tube can be re-used.



Features:

- Multi angle 360° discharge elbow for easy installation
- Combined pump for flushing and waste water
- Optimal noise reduction through combined pump
- Universal basic assembly, for easy exchange with most well-known brands
- Easy 1-button control panel

Art.no	Description
80.115.012	Conversion kit 12V
80.115.013	Conversion kit 14V

CONVERSION KIT SILENT ELECTRIC



Converts your manual or standard electric toilet to a separated flushing and waste disposal cycle version. Flush possibility with solenoid from existing waterpressure system, or with a flushpump if using outside water (solenoid and flushpump not included, ordered separately depending on desired installation). Rockerswitch controlpanel included.

Art.no	Man. no	Description	Voltage	Poles
80.116.242	07-66-021	Conversion kit silent	12V	25mm or 38mm (1" or 1 1/2")
80.116.243	07-66-022	Conversion kit silent	24V	25mm or 38mm (1" or 1 1/2")

SOLENOID VALVE



A solenoid valve is used in combination with a flush system that uses the internal waterpressure system of a ship. The solenoid valve avoids flushwater going back into the watersystem of the ship.

Art.no.	Man. no	Description	Voltage	Poles
80.116.260	07-66-035	solenoid valve premium	12V	12mm(1/2") and 19mm(3/4") hose



Art.no.	Man. no	Description	Voltage	Poles
80.116.261	07-66-030	solenoid valve bronze	12V	12mm(1/2") thread
80.116.262	07-66-031	solenoid valve bronze	24V	12mm(1/2") thread

FLUSHPUMP



- Strong and silent diaphragm pump for use in combination with toilets that use an external flush system
- Strainer included
- Can run dry

Art.no.	Man. no	Description	Voltage	Fuse	Poles
80.116.263	07-66-032	flushpump	12V	6A	19mm (3/4")
80.116.264	07-66-033	flushpump	24A	3A	19mm (3/4")

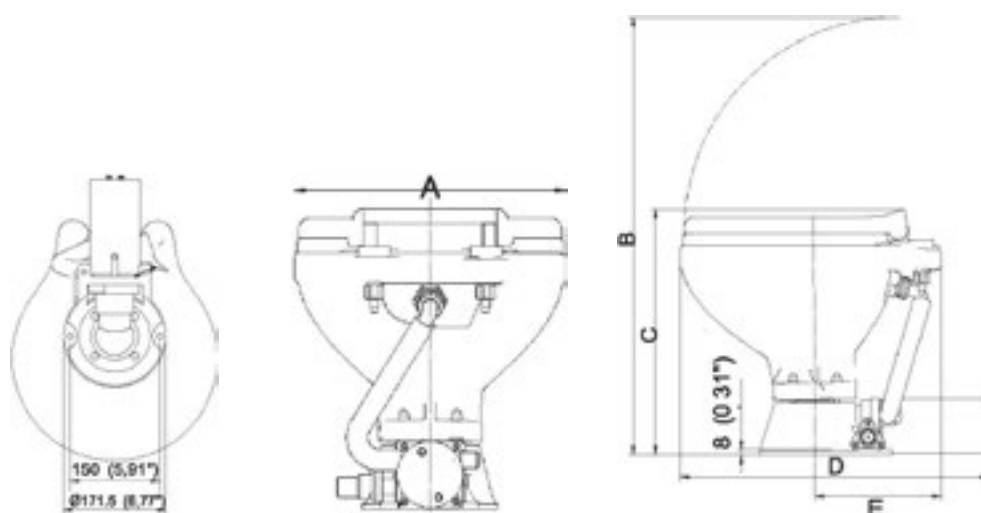


TOILET ELECTRIC

The Talamex electric toilets are a high quality product made of a white ceramic bowl with a combined pump for flush- and waste water which can pump up to 1.2m above the base. The toilets are supplied including a soft close seat. The special designed flush nozzle on the inside of the bowl ensures strong swirl action for clean flushing. The toilet base mounting pattern is universal to most known brands such as; Jabsco, Johnson, and Albin. The Talamex electric toilets have a 360° discharge elbow which makes installation easier. The toilets are supplied including a 25mm and 38mm discharge elbow which makes the changeover from manual to electric even more easy because the 38mm discharge tube can be re-used.

Specifications:

- Available in 4 different options: Standard and Large, both in 12V or 24V
- Multi angle 360° discharge elbow for easy installation
- Soft close seat and lid
- Combined pump for flush- and waste water.
- Noise reduction through advanced combined pump
- Strong and efficient swirl flushing
- Smooth design for optimum hygiene
- Universal mounting pattern; fits most known brands.
- One button operation panel

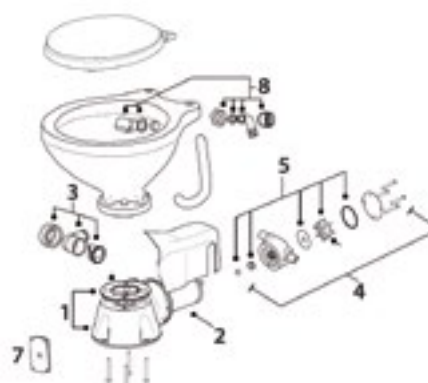


Art. nr.	Description	Voltage	Fuse	A mm	B mm	C mm	D mm	E mm	Weight kg
80.115.005	Standard	12V	17A	345	692	373	475	216	10
80.115.006	Standard	24V	8A	345	692	373	475	216	10
80.115.008	Large	12V	17A	366	747	380	485	275	11
80.115.009	Large	24V	8A	366	747	380	485	275	11

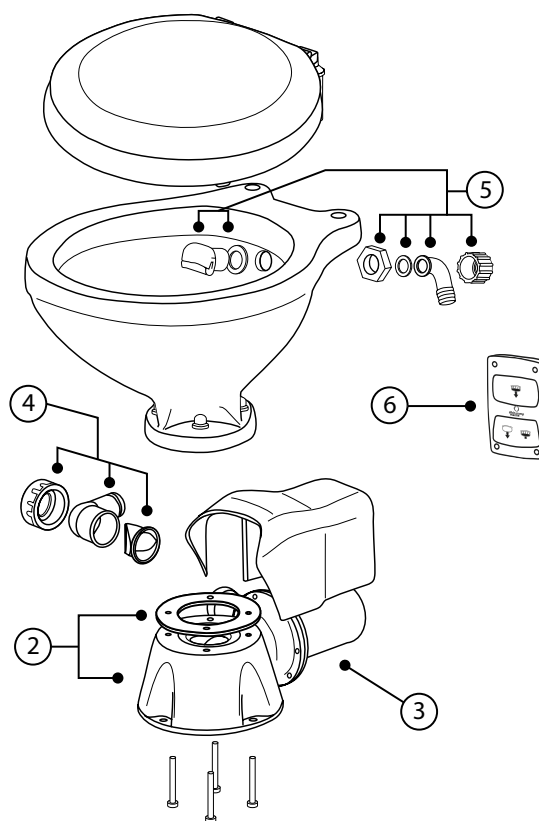
TOILET ELECTRIC SPARES



Art. nr	Description	Reference nr.
80.115.170	Base group	1
80.115.171	Motor 12V	2
80.115.172	Motor 24V	2
80.115.173	Outlet elbow	3
80.115.174	Flush pump kit	4
80.115.175	Gasket kit	5
80.115.176	Impeller	6
80.115.177	Controlpanel electric toilet 12/24V	7
80.115.118	Intake elbow + spray nozzle	8



TOILET SILENT ELECTRIC COMPACT



Compact and silent model for installation in tight spaces. Highest standard in performance, reliability and noise levels. In the silent electric line there are three models, Compact, Comfort and Design. All bowls are made from white vitreous porcelain with corrosion resistant materials.

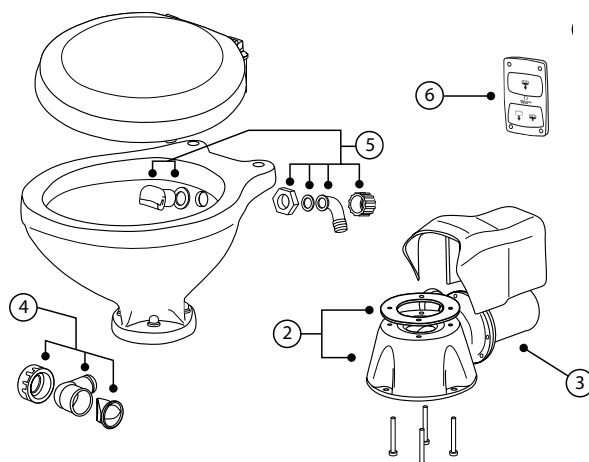
- Separated flushing and waste disposal cycle
- Rocker switch control panel: selects normal flush cycle, raises and lower water level in bowl as required
- Flush possibility with solenoid from existing waterpressure system, or with a flushpump if using outside water (solenoid and flushpump not included, ordered separately depending on desired installation.)
- Silent operation and low water consumption
- Toilets are equipped with strong stable base
- Toilets have a universal mount and are interchangeable with most other brands
- Hose connection inlet: Ø 19mm (3/4")
- Hose connection outlet: Ø 25mm (1") or 38mm (1 1/2")
- CE 94/25/ECC, ISO8846 Small Craft, Electromagnetic compatibility 89/336/EEC, EN51014 1993/radio disturbance
- Compact bowl
- White wooden seat and lit included
- Weight 9,2kg

Art. nr.	Man. nr.	Description	Reference nr.
80.116.266	07-99-035	Compact Seat	
80.116.267	07-99-049	Compact Seat SC	
80.116.271	07-99-054	Bowl Compact	
80.116.280	07-99-063	Base Group	2
80.116.281	07-99-064	Outlet Elbow	4
80.116.277	07-99-060	Intake Elbow 90°	5
80.116.252	07-66-025	Control Panel Silent Electric Toilet Rocker Switch	6

Art.no	Man. no	Voltage	Fuse	Dim. H x W x D mm
80.116.220	07-03-010	12V	17A	390 x 345 x 420
80.116.221	07-03-011	24V	8A	390 x 345 x 420

TOILET SILENT ELECTRIC COMFORT

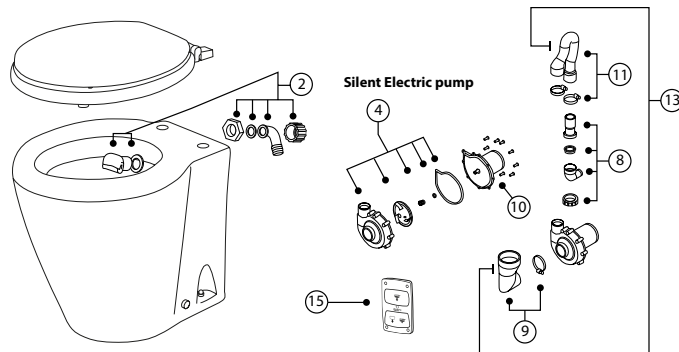
- Regular size bowl with white thermoplastic soft-close seat and lid
- Weight 10,8kg



Art. nr.	Man. nr.	Description	Reference nr.
80.116.268	07-99-036	Comfort Seat SC	
80.116.273	07-99-056	Bowl Comfort	
80.116.280	07-99-063	Base Group	2
80.116.281	07-99-064	Outlet Elbow	4
80.116.277	07-99-060	Intake Elbow 90°	5
80.116.252	07-66-025	Control Panel Silent Electric Toilet Rocker Switch	6

Art.no	Man. no	Voltage	Fuse	Dim. H x W x D mm
80.116.222	07-03-012	12V	17A	385 x 470 x 490
80.116.223	07-03-013	24V	8A	385 x 470 x 490

TOILET SILENT ELECTRIC DESIGN

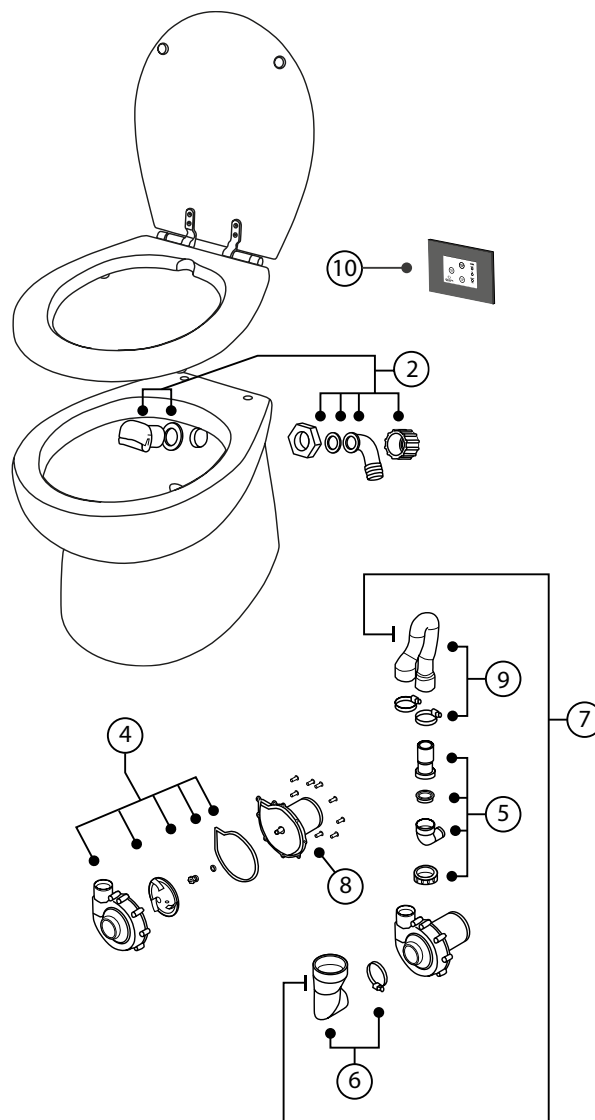


Art. nr.	Man. nr.	Description	Reference nr.
80.116.266	07-99-035	Compact Seat	
80.116.267	07-99-049	Compact Seat SC	
80.116.284	07-99-067	Bowl Design	
80.116.277	07-99-060	Intake Elbow 90°	2
80.116.285	07-99-068	Complete Gasket Kit	4 + 8
80.116.286	07-99-069	Inlet Pump Group	4
80.116.291	07-99-074	Outlet Elbow	8
80.116.292	07-99-075	Intake Elbow	9
80.116.302	07-99-085	Intake Elbow design silent (set)	9 + 11
80.116.299	07-99-082	Motor 12V	10
80.116.300	07-99-083	Motor 24V	10
80.116.307	07-99-090	Pump set 12V	13
80.116.308	07-99-091	Pump set 24V	13
80.116.252	07-66-025	Control Panel Silent Electric Toilet Rocker Switch	15

- Robust, and stable bowl with a luxurious look
- White wooden seat and lid included
- Weight 18kg

Art.no	Man. no	Voltage	Fuse	Dim. H x W x D mm
80.116.237	07-03-045	12V	19A	405 x 340 x 490
80.116.238	07-03-046	24V	10A	405 x 340 x 490

SILENT ELECTRIC TOILET PREMIUM



Compact and silent model with a premium design. Ideal for installation in tight spaces. Highest standard in performance, reliability and noise levels. In the silent electric premium range there are two models, Premium and Premium Low. All bowls are made from white vitreous porcelain with corrosion resistant materials.

- Separated flushing and waste disposal cycle
- Electronic 3 function control panel: before use, after use and short use plus a trimmer to regulate the flowrate
- White, wood thermoset Luxury Premium softclose seat with stainless steel hinges
- Flush possibility with solenoid from existing waterpressure system, or with a flushpump if using outside water (solenoid and flushpump not included, ordered separately depending on desired installation.)
- Silent operation and low water consumption
- Toilets are equipped with strong stable base
- Toilets have a universal mount and are interchangeable with most other brands
- Hose connection inlet: Ø 19mm (3/4")
- Hose connection outlet: Ø 25mm (1"), of 38mm (1 1/2")
- CE 94/25/ECC, ISO8846 Small Craft, Electromagnetic compatibility 89/336/EEC, EN51014 1993/radio disturbance

Premium

- Toilet with regular height bowl
- 21kg

Art.no	Man. no	Voltage	Fuse	Dim. H x W x D mm
80.116.224	07-04-014	12V	30A	455 x 365 x 455
80.116.225	07-04-015	24V	16A	455 x 365 x 455

Premium low

- Toilet with lower bowl height
- 20kg

Art.no	Man. no	Voltage	Fuse	Dim. H x W x D mm
80.116.226	07-04-016	12V	30A	385 x 365 x 455
80.116.227	07-04-017	24V	16A	385 x 365 x 455

Art. nr.	Man. nr.	Description	Reference nr.
80.116.269	07-99-037	Premium Seat SC	
80.116.270	07-99-042	Luxury Premium Seat SC	
80.116.295	07-94-078	Bowl Premium	
80.116.298	07-94-081	Bowl Premium Low	
80.116.277	07-99-060	Intake Elbow 90°	2
80.116.285	07-99-068	Complete Gasket Kit	4 + 5
80.116.286	07-99-069	Inlet Pump Group	4
80.116.291	07-99-074	Outlet Elbow	5
80.116.292	07-99-075	Intake Elbow	6
80.116.296	07-94-079	Complete Pump Kit Premium 12V	7
80.116.297	07-94-080	Complete Pump Kit Premium 24V	7
80.116.299	07-99-082	Motor 12V	8
80.116.300	07-99-083	Motor 24V	8
80.116.301	07-99-084	Outlet Elbow Kit	5
80.116.304	07-99-087	Outlet Hose Kit	6 + 9
80.116.302	07-99-085	Outlet Hose Kit	9
80.116.251	07-66-024	Control Panel Premium Silent Electric Toilet	10

SOLENOID VALVE



A solenoid valve is used in combination with a flush system that uses the internal waterpressure system of a ship. The solenoid valve avoids flushwater going back into the watersystem of the ship.



2Art.no	Man. no	Description	Voltage	Poles
80.116.260	07-66-035	Solenoid valve premium	12V	12mm (1/2") and 19mm (3/4") hose



2Art.no	Man. no	Description	Voltage	Poles
80.116.261	07-66-030	Solenoid valve bronze	12V	12mm (1/2") thread
80.116.262	07-66-031	Solenoid valve bronze	24V	12mm (1/2") thread

FLUSHPUMP

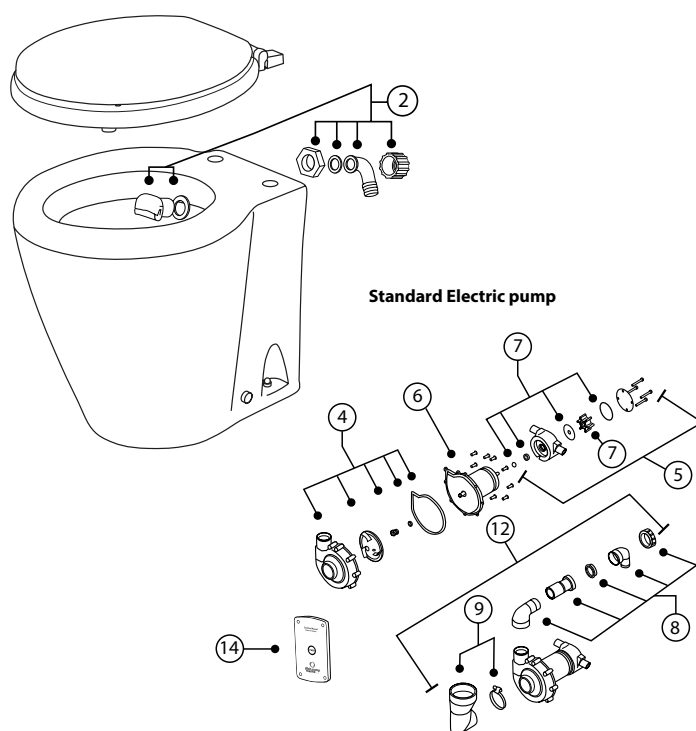


- Strong and silent diaphragm pump for use in combination with toilets that use an external flush system
- Strainer included
- Can run dry



Art.no	Man. no	Description	Voltage	Fuse	Poles
80.116.263	07-66-032	Flushpump	12V	6A	19mm (3/4")
80.116.264	07-66-033	Flushpump	24A	3A	19mm (3/4")

TOILET DESIGN STANDARD ELECTRIC



Compact design with a luxurious look and feel. Ideal for installation in tight spaces. High standard in performance, reliability and noise levels. This toilet uses a combined macerator and flushpump for waste disposal and flushing in one single operation. All bowls are made from white vitreous porcelain with corrosion resistant materials.

- One-touch electrical control panel
- White, wood thermoset Luxury Premium softclose seat with stainless steel hinges
- Silent operation and low water consumption
- Toilets are equipped with strong stable base
- Toilets have a universal mount and are interchangeable with most other brands
- Hose connection inlet: Ø 19mm (3/4")
- Hose connection outlet: Ø 25mm (1"), of 38mm (1 1/2")
- CE 94/25/ECC, ISO8846 Small Craft, Electromagnetic compatibility 89/336/EEC, EN51014 1993/radio disturbance
- Robust and stable bowl with luxurious look and feel
- White wooden seat and lid
- Weight 15,5kg


Art. nr.	Man. nr.	Description	Reference nr.
80.116.266	07-99-035	Compact Seat	
80.116.267	07-99-049	Compact Seat SC	
80.116.284	07-99-067	Bowl Design	
80.116.277	07-99-060	Intake Elbow 90°	2
80.116.285	07-99-068	Complete Gasket Kit	4 + 8
80.116.286	07-99-069	Inlet Pump Group	4
80.116.287	07-92-070	Flush Pump Group	5
80.116.288	07-99-071	Motor Group 12V	6
80.116.289	07-99-072	Motor Group 24V	6
80.116.290	07-99-073	Impeller Flush Pump	7
80.116.291	07-99-074	Outlet Elbow	8
80.116.292	07-99-075	Intake Elbow	9
80.116.305	07-99-088	Pump set 12V	12
80.116.306	07-99-089	Pump set 24V	12
80.116.250	07-66-023	Control Panel Standard Electric Toilet	14

Art.no	Man. no	Voltage	Fuse	Dim. H x W x D mm
80.116.235	07-02-043	12V	24A	400 x 345 x 410
80.116.236	07-02-044	24V	12A	400 x 345 x 410

CONTROL PANELS



Art.no	Man. no	Description	Voltage	Suitable for
80.116.250	07-66-023	Standard electric/Evo	12V/24V	Design standard electric/Standard electric Evo



Art.no	Man. no	Description	Voltage	Suitable for
80.116.251	07-66-024	Silent electric	12V/24V	Silent electric



Art.no	Man. no	Description	Voltage	Suitable for
80.116.252	07-66-025	Silent electric rockerswitch	12V/24V	Silent electric



Art.no	Man. no	Description	Voltage	Suitable for
80.116.253	07-66-026	Electric ECO flush	12V/24V	Silent electric

MASTERFLUSH TOILETS



Electric toilet with 360° ORBIT base technology in standard height, 12 or 24 volts, fresh water or raw water.

High-quality ceramic bowl. 360° ORBIT installation for fixation in any angle to the bowl. Fits the footprint of the most commonly used boat toilets. Highly effective macerator system with dual-stage 10-blade stainless steel cutting wheel. Freshwater models: integrated electric water valve.

- Maximum comfort, minimum use of space
- Residential-size round-front enameled wood seat
- Aesthetic seat-to-bowl matching contour
- 360° ORBIT installation
- Fits the footprint of the most commonly used boat toilets
- Full, flat back ledge hides all plumbing when viewed from above
- Highly effective macerator system
- Low water and energy consumption

Art.no	Volt	Consumption	Fuse	Size WxHxD mm	Type	Flush
80.200.114	12V	20A	25A	375 x 381 x 483	High	Fresh water
80.200.115	24V	10A	15A	375 x 381 x 483	High	Fresh water
80.200.116	12V	20A	25A	375 x 381 x 483	High	Raw water
80.200.117	24V	10A	15A	375 x 381 x 483	High	Raw water
80.200.118	12V	10A	15A	368 x 337 x 476	Low	Fresh water
80.200.119	12V	20A	25A	368 x 337 x 476	Low	Raw water

MASTERFLUSH EXTRA QUIET



With external spaced seawater pump. This smart mounting solution provides an extra quiet operation and even more comfort in the smallest room on board.

Features:

- External seawater pump for quiet operation
- The powerful pump makes remote placement of main unit possible
- Powerful currents and inlet water strainer for a robust, cleansing rinse, time and time again

Art.no	Volt	Consumption	Fuse	Size WxHxD mm	Type	Flush
80.200.121	12V	20A	20A	375 x 381 x 467	High	Raw water

WASTEWATER TANK WITH DIAPHRAGM PUMP



Complete Wastewater Tank set for collection of grey, or blackwater. Diaphragm pump 32 l/min included.

- Reinforced polyethylene wastewater tank
- Material for holding tanks are resistance to corrosion and prevent unpleasant odors
- System delivered with gas vent, active carbon filter, control panel and probe for level control



Art.no	Man. no	Capacity	Voltage	Weight kg	Dim. H x W x D mm
17.370.140	03-02-007	47l	12V	19	330 x 400 x 480

Art.no	Man. no	Capacity	Voltage	Weight kg	Dim. H x W x D mm
17.370.141	03-02-007	72l	12V	20	330 x 400 x 700

WASTEWATER TANK WITH MACERATOR



Complete Wastewater Tank set for collection of grey, or blackwater. macerator pump 43 l/m included.

- Reinforced polyethylene wastewater tank
- Material for holding tanks are resistance to corrosion and odor permeation
- System delivered with gas vent, active carbon filter, control panel and sensor for level control



Art.no	Man. no	Capacity	Voltage	Weight kg	Dim. H x W x D mm
17.370.142	03-02-009	47l	12V	24	330 x 400 x 480
17.370.145	03-02-027	47l	24V	24	330 x 400 x 480



Art.no	Man. no	Capacity	Voltage	Weight kg	Dim. H x W x D mm
17.370.143	03-02-010	72l	12V	25	300 x 400 x 700
17.370.146	03-02-028	72l	24V	25	300 x 400 x 700

GREY WASTE TANK



- With a unique 3-layer seal which protects the electronic wiring against the dirt water
- Pump is easy to install on or on the side of the tank
- Conform ISO8846 and ISO10133
- 3 years warranty



Art.no	Man. no	Description	Volt	Capacity
17.540.260	GT0810B	Grey waste tank	12V / 24V	8l/min
17.540.261	GT1610B	Grey waste tank	12V / 24V	16l/min



Art.no	Man. no	Description
17.540.006	AK1005	Gwt Lid, 1 Switch

WASTEWATER TANKS



Holding tank for the storage of dirty water from the toilet to the drain on land or at sea.

- System of durable polyethylene, leakage safe and odour close
- Pre-mounted, controlled connections-simple and safe to install
- Flexible inlet/outlet
- A vacuum reduction valve prevents damage to the pump by the powerful vacuum pumps in the port
- Choice of 5 models, from 42 to 137 litres.
- Holding tank, 2 connections Ø 1 1/2" (38mm), 1 inlet connection, 1 ventilation-opening Ø 16mm, vacuum pressure-reducing valve, check valve, operating instructions, spare parts with opening (inlet connection, seal, close stop, lubricant for hoses)



Art.no	Volume ltr	Size WxHxD mm	Weight kg
81.300.042	42	460 x 347 x 350	5,4
81.300.061	61	660 x 348 x 350	7,7
81.300.088	88	800 x 388 x 400	10,2
81.300.110	110	1200 x 348 x 350	14,0
81.300.137	137	1200 x 388 x 400	14,5

SILVER GAUGE SERIES



- Instrument Ø 58mm
- Hole-size Ø 52mm



Art.no	Man. no	Description	Color	Volt	Measuring range	Ohm
21.253.110	110397	Waste water	black/black	12/24V	0-4/4	240-33
21.352.043	110398	Waste water	white/white	12/24V	0-4/4	240-33



Art.no	Man. no	Description	Color	Volt	Measuring range	Ohm
21.352.090	110335	waste water 8 LED	black	12/24	8 LED	0-190



Art.no	Man. no	Description	Color	Volt	Measuring range	Ohm
21.352.104	110697	Waste water	black/silver	12/24	0-4/4	240-33
21.352.204	110698	Waste water	white/silver	12/24	0-4/4	240-33

N3H SENSOR FOR HOLDING TANK US VERSION



- SS AISI 316
- Easy to clean
- 12/24V
- 1 1/4" BSP (32mm) thread
- 240-30 Ohm
- ISO8846 certified

Art.no	Man. no	Length
21.253.115	126711	205mm
21.253.116	126712	305mm
21.253.118	126713	410mm
21.253.119	126715	510mm

SILVER SERIES NMEA2000



The NMEA2000 Silverline series is distinguished by high quality meters with stainless steel bezel and real glass lens. These give your boat a luxurious finish. The instruments are supplied with 1 meter NMEA2000 drop-cable.



- IP67
- Anti-fog glass
- UV and saltwater resistant
- Red instrument light
- Easy installation with mounting ring
- Instrument diameter Ø 56mm
- Drill hole diameter Ø 52mm
- Depth 60mm

Art.no	Man. no	Description	Colour	Volt	Measuring range
21.352.160	210697	waste water	black	12	0-4/4
21.352.161	210698	waste water	white	12	0-4/4

N3H SENSOR FOR HOLDING TANK NMEA2000



- Stainless steel
- 12V
- IP65
- 1 1/4" BSP (32mm) thread
- ISO8846 certified

Art.no	Man. no	Length	Accuracy (sensors distance)
21.352.228	270205	205mm	10mm
21.352.229	270305	305mm	10mm
21.352.230	270410	410mm	10mm
21.352.231	270510	510mm	16mm
21.352.232	270760	760mm	16mm

N5H SENSOR FOR HOLDING TANK NMEA2000



- Stainless steel
- 12V
- IP65
- Standard SAE 5-hole pattern
- ISO8846 certified

Art.no	Man. no	Length	Accuracy (sensors distance)
21.352.233	280205	205mm	10mm
21.352.234	280305	305mm	10mm
21.352.235	280410	410mm	10mm
21.352.236	280510	510mm	16mm
21.352.237	280760	760mm	16mm

TANK LEVEL INDICATOR SET



- Suitable for all Albin Wastewater tanks, or tanks with similar dimensions
- Length sensor: 170mm
- Level indicator with three LED's
- VDO connections
- Panel, stainless steel Sensor and wiring included



Art.no	Man. no	Description	Voltage
17.370.151	03-66-012	tank level kit	12V / 24V
17.370.152	03-99-014	sensor	

TANK LEVEL MONITOR SET DIGITAL



Digital fluid level sensor for plastic holding tanks on marine, RV and agricultural applications. Sensor monitors the liquid level from the outside of the tank. Can be wired for detecting either low liquid level or high liquid level and gives an audible (optional), and/or a visible alarm when level is reached. Sensor can be connected with the LED control panel, or with an optional buzzer. Time delay on activation and deactivation to counter false signals due to sloshing of the liquid in the tank. LED control panel, fuse and fuse holder included.



Art.no	Man. no	Description	Voltage
17.370.153	03-69-017	tank level monitor kit digital	12V / 24V

ULTRASONIC TANK SENSOR



With the ultrasonic tank sensor from BEP the level in a fuel, water or wastewater tank is measured by means of ultrasonic waves. No moving parts, so no chance of malfunctions. The tank generator can convert this ultrasonic signal into a 240-33 Ohm, 10-180 Ohm and Vetus 10-300 (analogue) signal, so that it can be read with regular analog instruments. The tank generator has a standard SAE 5-hole pattern and can therefore be exchanged with existing tank generator. Suitable for tanks made of plastic and metal. Sensor should be installed on top of the tank.

- Compact design 95mm x 19 mm
- SAE 5-hole pattern
- Suitable for a depth of 2000mm
- Voltage 10V -32V
- Current consumption 25mA with 5V instrument output
- 2mm accuracy
- Suitable environmental temperature between 4°C and 65°C
- Resistant to gasoline, diesel, water and toilet chemicals



Art.no	Man. no	Description
21.344.001	TS1	Ultrasonic sensor

The optional intuitive software makes it possible to calibrate the ultrasonic tank sensor very precisely, by entering the exact dimensions of the tank.



Art.no	Man. no	Description
21.344.002	TS1-PK	Programming tool ultrasonic tank sensor

CARBON FILTER FOR WASTEWATER SYSTEM



The special activated carbon in the filter avoids losing gasses and unwanted smells to outside air, but gives necessary ventilation to avoid growing pressure of gasses. With hose connectors 1 1/2" (38mm).

Art.no	Description
81.103.001	Complete filter, with element.
81.103.050	Spare carbon element.

ACTIVE CARBON FILTER



To facilitate the dispersal of gases built up in the waste tank and the ease of emptying, the tank must be ventilated. The Active Carbon Filter will absorb heavier-than-air gases.

Art.no	Man. no	Description	For hose	Weight kg
17.370.150	03-66-011	filter	16mm (3/8"), 19mm (3/4") and 25mm (1")	0,15

ACTIVE CARBON FILTER



- Active filter for black water tank's vent complete with bracket
- Hose terminal Ø 20/25mm
- Length 200mm
- Diameter Ø 51 mm

Art.no	Description
81.103.150	Carbon filter



Art.no	Description
80.103.061	Dometic filter wastewater tank connection 16/19mm

Y-VALVE



This Y-valve can be installed with toilets or other wastewater installations to either transport the wastewater outside or into a holding tank. The valve is supplied with 38mm (1 1/2") hose connections and an extra 25mm (1") connection for the supply if needed. Also included is an adapter to allow for bulkhead mounting.



Art.no	Description
80.115.015	Y-valve

DIVERTER VALVE



Plastic diverter valve to fill or empty separate compartments. Can be used in electrical and manual situations. Suitable for bilge water, toilet systems, grey waste and salt water.



- 5 years warranty

Art.no	Man. no	For hose
17.540.190	DV5606	38mm
17.540.191	DV5630	25mm

VENTED LOOPS



Vented loops are a must-have for every safe toilet installation. The right mounting of vented loops avoids the siphoning of toilet water, especially for toilets which are mounted below the waterline.



Art.no	Description
80.115.016	19mm
80.115.017	25mm
80.115.018	38mm

AQUASTREAM TOILETPAPER



Quality paper that dissolves in 7 seconds

- Soft and firm
- Ideal for any toilet with narrow, winding pipes or with a low gradient
- Ideal for planes, trains, ships, campsites, seaside resorts
- 2 Layer
- Embossed
- 200 Sheets per roll
- Sheet size 9,5cm x 11cm
- Roll length 22m
- Rolls per package 6PCS

Art.no	Description
45.716.060	1 Pack with 6 rolls

OUTLET



- Sweeps
- Hose connection 3/8" (10mm) + 1/2" (13mm)

Art.no
17.485.000

SPILLWAY



Art.no	Man. no	Type	For hose
17.540.200	FT1152	telescopic	13mm



Art.no	Man. no	Type	For hose
17.540.201	FT1160	telescopic + tap	13mm



Art.no	Man. no	Type	For hose
17.540.202	FT1160	tuckaway + tap	13mm

FLIPPER PUMP



A popular freshwater pump with rotating spillway. Suitable for fresh and salt water.

- 5 years warranty

Art.no	Man. no	Description	Capacity
17.540.240	GP0418	Standard MK4	7L p/min
17.540.002	AK0405	Service kit Flipper pump MK3/4	

V-PUMP MK6



Handpump for fresh- and flush water. Suitable for fresh and salt water. Special for sinks with limited space. Adjustable height of 75-390mm. Suitable for 15mm Quick-connect.

- 5 years warranty

Art.no	Man. no	Description
17.540.243	GP0650	Pump V Fresh Std MK6



Art.no	Man. no	Description
17.540.005	AK0618	Service kit for pump MK5 + MK6

"ECO" MIXER TAPS



- Hot water resistant up to 80° C
- Withstands pressure up to 3bar
- Hose nozzle 8-10mm swivel 45°
- Thread length 20mm
- Height 40mm
- Spout length 160mm
- Color white



without automatic switch:

for pressure water systems

with automatic switch:


for submersible pumps

Art.no	Description
17.483.052	Single tap with outlet and switch

SERIES COMPACT AUTOMATIC



- Hot water resistant
- Withstands pressure up to 10bar
- Hose nozzle 10mm
- Mounting hole Ø 20mm
- Mounting plate up to 20mm
- Thread length 25mm
- Color white




without automatic switch

for pressure water systems

with automatic switch

for submersible pumps

Art.no	Description
17.483.021	Single tap without switch
17.483.022	Single tap with automatic switch 3A



Art.no	Description
17.483.023	Mixer tap without switch



Art.no	Description
17.483.025	Outlet without switch

MIXER TAP



- Designed for use with all types of galley pumps
- Can be connected with 3/8" or 1/2" hose connections



Art.no	Man. no	Description
17.540.332	RT2010	Mixer tap Combo white
17.540.333	RT2498	Mixer tap Combo white 1/2" npt



Art.no	Man. no	Description
17.540.334	RT2500	Mixer Shower Wte C/w Bracket



Art.no	Man. no	Description
17.540.066	AS5020	Assy Combo Tap Outlet White



Art.no	Man. no	Description
17.540.330	RT1250	Wall Bracket Wte



Art.no	Man. no	Description
17.540.338	RT9000	Tap Microswitch Kit

5 TAPS

TAPS



- Luxury chrome taps with swivel spout
- Connection 3/8" M

Art.no	Description
17.486.010	single



Art.no	Description
17.486.015	single



Art.no	Description
17.486.011	double



Art.no	Description
17.486.016	double

1-HAND MIXER



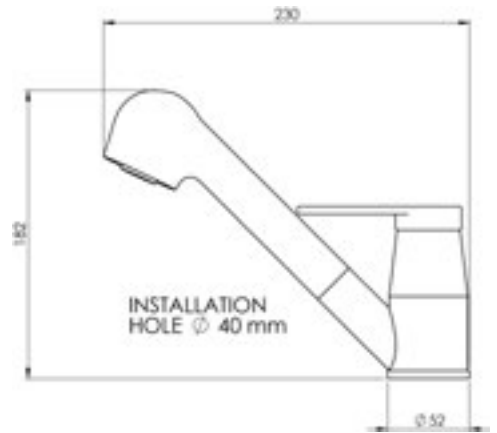
- In chrome colour.
- Available in 2 sizes

Art.no	Length
17.486.012	140mm
17.486.013	200mm

MIXER WITH SHOWER TAP



- Mixer with detachable shower tap
- In chrome colour.



Art.no	Description
17.486.017	Mixer with shower tap

TAPS



- Glossy chrome-plated finish
- Maximum water pressure 1.5bar
- Maximum water temperature 65 °C



Art.no	Description
17.483.070	AC539 Plastic, color plated



Art.no	Description
17.483.071	AC537 Brass, chrome plated

BUILT-IN SINKS



- Heat-resistant glass cover
- AC 540 Siphon
- Rubber seal
- With hole for tap Ø 39mm
- Dimensions Ø x H 420mm x 149mm
- Built in dimensions Ø 400mm
- Weight 3,5kg



Art.no	Description
90.300.287	SNG420

BUILT-IN SINKS



- Heat-resistant glass cover
- AC 540 Siphon
- Rubber seal
- With hole for tap Ø 39mm
- Dimensions W x H x D 420mm x 145mm x 370mm
- Built in dimensions W x D 405mm x 355mm
- Weight 2,9kg



Art.no	Description
90.300.288	SNG4237

BUILT-IN SINKS



- heat-resistant glass cover
- AC 540 Siphon
- Rubber seal
- With hole for tap Ø 39mm
- Dimensions W x H x D 420mm x 145mm x 440mm
- Built in dimensions W x D 405mm x 425mm
- Weight 3,35kg



Art.no	Description
90.300.289	SNG4245

SHOWERSET



- 1,5m hose
- Withstands pressure up to 5bar
- Replaceable filter
- Adjustable shower spray

Art.no	Description
17.483.010	Showerset Riva complete

BUILT IN SHOWER HOSE



- Hose with built-in shower head
- Built-in dimensions Ø 70mm
- Connector Ø 1/2"
- Hose length 396cm

Art.no	Description
17.486.001	Built in shower white (RAL9010)
17.486.002	Built in shower white (RAL9003)

BUILT IN SHOWER HOSE WITH STANDARD TAP



- Build-in dimensions 64mm x 70mm
- Lid 87mm x 98mm

Art.no	Length
17.486.040	2,5m hose
17.486.041	4m hose

BUILD IN SHOWER WITH HOSE

- Including mixer
- In Ral 9003 (white)
- Build-in dimensions 145mm x 72mm
- Lid 185mm x 110mm
- Connection 3/8"



Art.no	Length	Model
17.486.020	2,5m hose	white
17.486.021	4m hose	white
17.486.030	2,5m hose	chrome-plated
17.486.031	4m hose	chrome-plated

BUILD IN WATER CONNECTION WITH QUICK COPPLING



Art.no	Description
17.486.050	Water connection for outgoing water

BUILT IN SHOWER TAP



- Recessed shower faucet
- Built-in dimension Ø 70mm
- Connection 3/8" outer thread

Art.no	Description
17.486.005	Mixer tap

new SHOWER HOSE

- PVC shower hose
- 3/8" female - 1/2" female connection



Art.no	Description	Length m
17.486.150	Shower hose silver	2,5
17.486.152	Shower hose silver	4,0

SHOWER



Art.no	Description
17.486.101	Shower standard



Art.no	Description
17.486.102	Shower extra luxe white



Art.no	Description
17.486.103	Shower extra luxe creme



Art.no	Description
17.486.104	Shower standard



new Art.no	Description
17.486.105	Shower extra luxe chrome plated



Art.no	Description
17.486.110	Showerhead deluxe chromed brass 1/2"

SHOWER



- Surface-mounted deck shower with cover plate.
- Polycarbonate, warm and cold connection.
- Dimensions 133mm x 260mm x 51mm
- Built-in dimensions 95mm x 216mm x 51mm
- Hose length 183cm



Art.no	Description
17.484.000	Shower

TWIST DECK SHOWER



Deck shower to build in. Easy to use. The shower is made out of high UV resistant ASA material.

With hose 2,5m

Art.no	Man. no	Water	Colour	Type	Pcs
17.540.180	DS0003B	mix cold + warm	blue	straight	5
17.540.181	DS0004B	mix cold + warm	blue	angled	5
17.540.182	DS0005	cold	grey	straight	1
17.540.183	DS0006	mix cold + warm	grey	straight	1
17.540.184	DS0014B	mix cold + warm	grey	angled	5

With hose 4m

Art.no	Man. no	Water	Colour	Type	Pcs
17.540.185	DS0413B	mix cold + warm	grey	straight	5
17.540.186	DS0414B	mix cold + warm	grey	angled	5



Only for 17.540.182 and 17.540.183

Art.no	Man. no	Description
17.540.001	AK0015	Twist Stowage Accessory Kit

5 SHOWERS

BUILD-IN DECK SHOWER



- Whale deck shower
- For installation around the cockpit or nearby the swimming platform

- Hose of 2,1 meters
- Dimensions W x H x D
167mm x 292mm x 88mm

Art.no	Man. no	Description
17.540.335	RT2648	Swim 'n rinse mixer white 1/2" npt



Art.no	Man. no	Description
17.540.336	RT2658	Swim 'n rinse mixer white with lid



- With 2,6m hose
- Cut-out diameter Ø 80mm

Art.no	Man. no	Description
17.540.337	RT3000	Swim 'n rinse shower Compact with cap



Accessories for deck shower

Art.no	Man. no	Description
17.540.067	AS5122	Controls Elegance cold + hot



Art.no	Man. no	Description
17.540.068	AS5123	Combo handset white



Art.no	Man. no	Description
17.540.069	AS5133	Combo handset white 1/2"



Art.no	Man. no	Description
17.540.070	AS5145	Shower hose Elegance white

17.540.071	AS5147	Shower hose Combo white 3/8"
------------	--------	------------------------------



Art.no	Man. no	Description
17.540.072	AS5149	Shower hose connector Elegance white

SOLAR SHOWER



- Water is heated by sunlight
- Supplied with hose and shower
- Content 20l

Art.no	Description	Dimensions L x W mm
17.520.001	Solar shower 20l	600 x 400

JERRYCAN (WATER)

- Plastic jerrycan with spout
- Natural colour



Art.no	Content
81.201.105	5l
81.201.110	10l
81.201.120	20l

JERRYCAN (WATER)



- Plastic tank (water) with tap

Art.no	Content
81.201.205	5l
81.201.210	10l
81.201.220	20l

HOSE WATER



- Crystal clear PVC hose without inflow
- Voldoet aan FDA norm (foodgrade). Phthalate free.
- Suitable for transport of fluids or air from -5°C to +60°C
- Not suitable for vacuum applications

Art.no	Inner Ø mm	Outside Ø mm	Operating pressure bar	Coil mtr
17.901.013	12	16	1	50
17.901.015	16	22	1	50
17.901.018	18	24	1	25
17.901.025	25	32	1	25

WATER HOSE WITH TEXTILE BRAIDING



- PVC hose with with textile braiding
- Meets FDA standard (foodgrade), Phthalate free.
- Suitable for transport of fluids or air from -5°C to +60°C
- Not suitable for vacuum applications



Art.no	Inner Ø mm	Outside Ø mm	Operating pressure bar	Coil mtr
17.901.106	6	11	20	50
17.901.108	8	13	15	50
17.901.110	10	15	15	50
17.901.113	13	19	10	50
17.901.116	16	22	10	50
17.901.119	19	25	10	50
17.901.125	25	32	10	50
17.901.132	32	42	7	50

HOSE FOR DRINKING WATER



- PVC hose with smooth in/outside
- Voldoet aan FDA norm (foodgrade). Phthalate free.
- Synthetic inflow within
- Poison and cadmium free
- Maximum operating pressure 15bar

Art.no	Inner Ø mm	Outside Ø mm	Operating pressure bar	Coil mtr
17.904.012	12	19	15	50

WARM WATER HOSE



Red rubber warm water hose with a maximum operating pressure of 10bar, with textile braiding and black rubber inflow within. Versatile hose; suitable for transport of water from -10°C to +60°C. Not suitable for vacuum applications.



Art.no	Inner Ø mm	Outside Ø mm	Operating pressure bar	Coil mtr
17.904.014	13	19	10	40

HOT WATER DRINKWATER HOSE



Blue EPDM rubber hot water (15bar) and steam hose (6bar) with textile braiding and white EPDM inflow within. This hose meets FDA standard (foodgrade).

Suitable for transport of hot water with a maximum of 120°C or up to 165°C steam. Not suitable for vacuum applications.

Art.no	Inner Ø mm	Outside Ø mm	Operating pressure bar	Coil mtr
17.904.113	13	23	15 / 6	60

SUCTION/DISCHARGE HOSE



- PVC haul/press hose with coated steel spiral
- For drinking and waste water
- Suitable for liquids up to 28% alcohol
- Pressure: 4 Bar
- Smooth and supple

Art.no	Inner Ø mm	Outside Ø mm	Operating pressure bar	Vac. bar	Coil mtr
17.902.212	13	19	7	0,15	30
17.902.220	20	28	5	0,15	30
17.902.225	25	33	5	0,15	30
17.902.232	32	40	4	0,15	30
17.902.238	38	48	4	0,15	30

SUCTION/DISCHARGE HOSE



- Allround transparent PVC suction/discharge hose equipped with white plastic spiral
- Meets FDA standard (foodgrad), phthalate free
- Suitable for transport of water from -5°C to +60°C
- Maximum working pressure said table
- Suitable for vacuum applications
- Hose diameter suitable for bilge pumps with 29mm hose connections

Art.no	Inner Ø mm	Outside Ø mm	Operating pressure bar	Vac. bar	Coil mtr
17.906.030	30	36	7	0,3	10

SANITATION HOSE



- White PVC suction/delivery hose for plumbing applications such as toilet supply and drainage
- Suitable for use at temperatures of -5°C to +60°C

Art.no	Inner Ø mm	Outside Ø mm	Operating pressure bar	Vac. bar	Coil mtr
17.906.019	19	26	8	0,3	30
17.906.025	25	33	8	0,3	30
17.906.038	38	46	6	0,3	30
17.902.320	19	26	8	0,3	10
17.902.325	25	33	8	0,3	10
17.902.338	38	46	6	0,3	10

WHALE HOSE



- In different colours to specify the type of water running through

Items WX715*(B) are standard 15mm Semi-Rigid pipework
Items WX716*(B) are Whalex 15mm Semi-Rigid pipework High Performance

	Max pressure	Max temperature
Hot water	6 bar (87 psi)	65°C (150°F)
Cold water	12 bar (174psi)	20°C (68°F)



Art.no	Man. no	Description
17.540.516	WX7152	Regular Tube 15mm Blue 10m
17.540.517	WX7152B	Regular Tube 15mm Blue 50m
17.540.520	WX7162B	Whalex Tube 15mm High Performance Blue



Art.no	Man. no	Description
17.540.518	WX7154	Regular Tube 15mm Red 10m
17.540.519	WX7154B	Regular Tube 15mm Red 50m
17.540.521	WX7164B	Whalex Tube 15mm High Performance Red



Art.no	Man. no	Description
17.540.522	WX7166B	Whalex Tube 15mm High Performance Green



Art.no	Man. no	Description
17.540.524	WX7168B	Whalex Tube 15mm High Performance White

TUBE CUTTER



- Specifically for cutting the Whale pipework



Art.no	Man. no	Description
17.540.523	WX7950	Tube Cutter Heavy-duty

HOSE CLIPS HI-GRIP



- ISO 9093-1 art 7-2
- Stainless steel hose clips, AISI 304 (Cr18 Ni8), 1.4301 ISO 10088. BS Specification BS5315:1991. Kitemark, Lloyd's Type Approval and N.A.T.O Approved. Round edge band to protect hoses
- ISO 10088-6-4



Art.no.	Man. no.	Size min. mm	Size mm	A mm	B mm	C mm	D mm	E mm	F mm	VP
17.914.012	12	9,5	12	7	14	10	12	9	0,7	10
17.914.016	16	11,0	16	7	14	10	12	9	0,7	10
17.914.020	20	13,0	20	7	14	10	12	9	0,7	10
17.914.022	22	14,0	22	8	15	12	15	13	0,9	10
17.914.025	25	17,0	25	8	15	12	15	13	0,9	10
17.914.030	30	22,0	30	8	15	12	15	13	0,9	10
17.914.035	35	25,0	35	8	15	12	15	13	0,9	10
17.914.040	40	30,0	40	8	15	12	15	13	0,9	10
17.914.045	45	35,0	45	8	15	12	15	13	0,9	10
17.914.050	50	35,0	50	13	20	12	16	13	0,9	10
17.914.055	55	40,0	55	13	20	12	16	13	0,9	10
17.914.060	60	45,0	60	13	20	12	16	13	0,9	10
17.914.070	70	55,0	70	13	20	12	16	13	0,9	10
17.914.080	80	60,0	80	13	20	12	16	13	0,9	5
17.914.100	100	80,0	100	13	20	12	16	13	0,9	5
17.914.120	120	90,0	120	13	20	12	16	13	0,9	5
17.914.145	140	110,0	140	13	20	12	16	13	0,9	5
17.914.160	160	130,0	160	13	20	12	16	13	0,9	5

HOSE CLIPS MULTI-TORQUE HD



Stainless steel hose clips. Width: 16mm. From Ø 65mm up to Ø 350mm. Make your own heavy duty hose clamp using this kit. Simply cut the banding to the required length and connect the ends together using the double-headed connector. For particularly large diameter applications multiple kits can be connected together.



Art.no	Description
17.914.000	Multi-torque kit

ASSORTED BOXES



Assorted box HI-GRIP clamps, stainless steel AISI 304. A total of 76 units in sizes 12mm to 50mm.

Art.no	Description
17.914.200	Hi-Grip clamps assorted box



Assorted box HI-GRIP P clips, stainless steel AISI 304. A total of 104 units in dimensions 5mm, 6mm, 8mm, 10mm, 13mm, 16mm, 19mm, 21mm, 25mm, 29mm and 35mm. Perfect for the installation of pipes and cables.

Art.no	Description
17.914.250	Hi-Grip P-Clip assorted box

SCREWDRIVER



For adjusting hose clips screwdriver with 7mm hex head.



Art.no	Model
17.914.501	flexible
17.916.200	fixed

5 CLIPS / CONNECTORS

P-CLIPS (TUBE CLIPS)

JCS
HI-TORQUE LTD.



ISO 10088

Stainless steel clips with rubber protection strips for mounting tubes/pipes/cables. Width 15mm. The clips have 6.5mm diameter mounting holes for use with M6 bolts(not included).

Art.no	Ø mm	Pcs
17.915.005	5	25
17.915.006	6	25
17.915.008	8	25
17.915.010	10	25
17.915.013	13	25
17.915.016	16	25
17.915.021	21	25
17.915.025	25	25
17.915.029	29	25
17.915.035	35	25

UNIVERSAL HOSE CONNECTORS

Talamex®



Art.no	Description
17.500.115	Ø 13-38mm
17.500.116	Ø 32-59mm

REDUCE FITTING 1/2" AND 3/8"

Talamex®



- Nylon fitting for reducing
- Ø 13mm x 10mm

Art.no	Description
17.806.000	Reduce fitting 1/2" and 3/8"

Y-CONNECTOR 3/8"

Talamex®



- Nylon connector 3/8"
- Ø 10mm x 10mm

Art.no	Description
17.806.010	Y-connector 3/8"

Y-CONNECTOR 1/2"

Talamex®



- Nylon connector 1/2"
- Ø 13mm x 13mm

Art.no	Description
17.806.015	Y-connector 1/2"

ADAPTOR 90° SMOOTH

Talamex®



- Hose 38mm
- Length 51mm

Art.no	Description	Pcs
17.805.738	Adaptor 90° smooth	5

HOSE CONNECTOR

Pfeiffer
Marine



- ISO 10088
- 1 1/4" threath
- for hose Ø 38mm

Art.no	Description
18.626.032	Hose connector

BY-PASS CONNECTOR

albinus



Allows for connecting both the manual pump with an electric submersible bilgepump, using the same hose and connectors.



Art.no	Man. no	Description
17.325.020	01-91-047	By-pass connector

PORT KIT

albinus



Art.no	Man. no	For hose inner Ø	Angle degrees
17.529.181	02-99-035	13mm 1/2"	180°



Art.no	Man. no	For hose inner Ø	Angle degrees
17.529.182	02-99-036	13mm 1/2"	90°



Art.no	Man. no	For hose inner Ø	Angle degrees
17.529.183	02-99-037	19mm 3/4"	180°



Art.no	Man. no	For hose inner Ø	Angle degrees
17.529.184	02-99-038	19mm 3/4"	90°



Art.no	Man. no	For hose inner Ø	Angle degrees
17.529.185	02-99-043	15mm	180°



Art.no	Man. no	For hose inner Ø	Angle degrees
17.529.186	02-99-044	15mm	90°



Art.no	Man. no	For hose inner Ø	Angle degrees
17.529.187	02-99-045	5/8"	180°



Art.no	Man. no	For hose inner Ø	Angle degrees
17.529.188	02-99-046	5/8"	90°

HOSE FITTING ELBOW



Art.no	Man. no	For hose
17.540.198	EB3364	25mm
17.540.199	EB3488	38mm

HOSE CONNECTORS WITH BOLT HEAD

Talamex®

• Brass



Art.no	Thread	For hose Ø inside mm	Tule length mm
17.610.006	1/8"	10	22
17.610.008	1/4"	10	23
17.610.010	3/8"	10	24
17.610.012	3/8"	13	25
17.610.013	1/2"	13	25
17.610.015	1/2"	16	25
17.610.020	1/2"	19	30
17.610.018	3/4"	19	30
17.610.025	3/4"	25	40
17.610.026	1"	25	40
17.610.032	1"	32	40
17.610.033	1 1/4"	32	45
17.610.038	1 1/4"	38	45
17.610.039	1 1/2"	38	45
17.610.050	2"	51	60

HOSE CONNECTORS WITH MALE THREAD

Talamex®

• Brass



Art.no	Thread	For hose Ø mm
17.610.212	1/4"	12
17.610.215	3/8"	15
17.610.219	1/2"	19
17.610.231	1"	32
17.610.238	1 1/4"	38

5 CONNECTORS / FITTING

HOSE CONNECTORS



• Brass, elbow 90°, male end



Art.no	Thread	For hose mm
17.612.112	1/2"	12
17.612.119	1/2"	19
17.612.219	3/4"	19
17.612.225	3/4"	25
17.612.325	1"	25
17.612.332	1"	32
17.612.432	1 1/4"	32
17.612.438	1 1/4"	38
17.612.532	1 1/2"	32
17.612.538	1 1/2"	38

QUICK-CONNECT PARTS



The quick-connect fittings can be used according to the specifications below:



	Max Pressure	Max Temperature
Hot water	6 bar (87 psi)	65°C (150°F)
Cold water	12 bar (174 psi)	20°C (68°F)

Art.no	Man. no	Description	PC
17.540.470	WX1502	Equal Tee 15mm	2
17.540.471	WX1502B	Equal Tee 15mm	100



Art.no	Man. no	Description	PC
17.540.472	WX1503	Equal elbow 15mm	2
17.540.473	WX1503B	Equal elbow 15mm	100



Art.no	Man. no	Description	PC
17.540.474	WX1504	Equal Straight 15mm	2
17.540.475	WX1504B	Equal Straight 15mm	100



Art.no	Man. no	Description	PC
17.540.476	WX1511B	Adapter 11mm-15mm	50



Art.no	Man. no	Description	PC
17.540.525	WX1513	Adapter 1/2" NPT Male 15mm	1
17.540.477	WX1513B	Adapter 1/2" NPT Male 15mm	36



Art.no	Man. no	Description	PC
17.540.478	WX1514B	Adapter 1/2" BSP Male 15mm	100



Art.no	Man. no	Description	PC
17.540.479	WX1515	Tap adapter 1/2" BSP Male 15mm	1
17.540.480	WX1515B	Tap adapter 1/2" BSP Male 15mm	100



Art.no	Man. no	Description	Pcs
17.540.482	WX1521	Stem Tee 15mm	2
17.540.483	WX1521B	Stem Tee 15mm	100



Art.no	Man. no	Description	Pcs
17.540.484	WX1522	Stem Elbow 15mm	2
17.540.485	WX1522B	Stem Elbow 15mm	100



Art.no	Man. no	Description	Pcs
17.540.527	WX1524	Adapter 1/2" NPT male	1
17.540.486	WX1524B	Adapter 1/2" NPT male	50



Art.no	Man. no	Description	Pcs
17.540.487	WX1528	Adapter 5/8" - 15mm	1



Art.no	Man. no	Description	Pcs
17.540.488	WX1531	Elbow adapter 90° 1/2" BSP - female 15mm	2
17.540.489	WX1531B	Elbow adapter 90° 1/2" BSP - female 15mm	50



Art.no	Man. no	Description	Pcs
17.540.490	WX1532	Adapter 1/2" BSP female 15mm	2
17.540.491	WX1532B	Adapter 1/2" BSP female 15mm	100



Art.no	Man. no	Description	Pcs
17.540.528	WX1533	Adapter 1/2" BSP 15mm female messing	1
17.540.492	WX1533B	Adapter 1/2" BSP 15mm female messing	36



Art.no	Man. no	Description	Pcs
17.540.493	WX1538	Adapter 3/8" BSP 15mm female	1
17.540.494	WX1538B	Adapter 3/8" BSP 15mm female	36



Art.no	Man. no	Description	Pcs
17.540.529	WX1539	Adapter 3/8" BSP 15mm female messing	1
17.540.495	WX1539B	Adapter 3/8" BSP 15mm female messing	10



Art.no	Man. no	Description	Pcs
17.540.496	WX1542	Adapter Female 3/4" BSP - 15mm female	2



Art.no	Man. no	Description	Pcs
17.540.497	WX1544	Tube Hose Connector 1/2"-15mm	1

5 FITTING



Art.no	Man. no	Description	Pcs
17.540.498	WX1546	End Cap Qc 15mm	1
17.540.499	WX1546B	End Stop 15mm	100



Art.no	Man. no	Description	Pcs
17.540.500	WX1563	Adapter 3/8" NPT-male 15mm messing	1
17.540.501	WX1563B	Adapter 3/8" NPT-male 15mm messing	10



Art.no	Man. no	Description	Pcs
17.540.507	WX1582	Check Valve 15mm	1



Art.no	Man. no	Description	Pcs
17.540.531	WX1583	Adapter 3/8" BSP 15mm male	2
17.540.508	WX1583B	Adapter 3/8" BSP 15mm male	100



Art.no	Man. no	Description	Pcs
17.540.532	WX1584	Adapter 1/2" - 15mm male	2
17.540.509	WX1584B	Adapter 1/2" - 15mm male	100



Art.no	Man. no	Description	Pcs
17.540.533	WX1587	Adapter 1/2" BSP-male 15mm	2
17.540.510	WX1587B	Adapter 1/2" BSP-male 15mm	100



Art.no	Man. no	Description	Pcs
17.540.511	WX1591	Stem Elbow 90° 1/2" - 15mm	2



Art.no	Man. no	Description	Pcs
17.540.512	WX1592	Stem elbow 90° 3/8" - 15mm	2
17.540.513	WX1592B	Stem elbow 90° 3/8" - 15mm	100



Art.no	Man. no	Description	Pcs
17.540.514	WX1593	Adapter 3/4" - 15mm	2
17.540.515	WX1593B	Adapter 3/4" - 15mm	100

STRAIGHT REDUCER



- Reducer from 15mm to 12mm fitted for the Whale pipework




Art.no	Man. no	Description	Pcs
17.540.460	WU1512	15-12mm Straight Reducer	2

TANK FITTING



Art.no	Man. no	Description	Pcs
17.540.530	WX1566	Tank Fitting Assembly 15mm	1
17.540.503	WX1566B	Tank Fitting Assembly 15mm	50

HEATER HOSE



Art.no	Man. no	Description	PC
17.540.526	WX1519	Flexible Heater Connector 15mm	1
17.540.481	WX1519B	Flexible Heater Connector 15mm	26

SURGE DAMPER



- Helps to avoid noise and water stroke
- Protects the pressure switch of the pumps
- 15mm connection



Art.no	Man. no	Description	Pcs
17.540.450	WS7215B	Surge Damper 15mm Connection	10

CONNECTION CLIP



Art.no	Man. no	Description	Pcs
17.540.502	WX1565	Mounting Clip 15mm	1



Art.no	Man. no	Description	Pcs
17.540.504	WX1569B	Tube Mounting Clip 15mm White	100

NON RETURN VALVE



- Prevents returning water level
- Ø 3/8" (10mm)

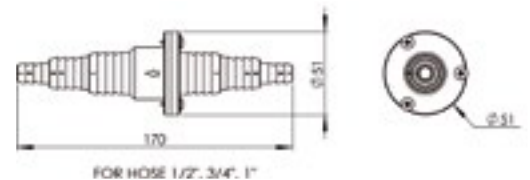


Art.no	Description
17.483.063	Non return valve

ONE-WAY HOSE FITTING



- With non-return valve
- For hose Ø 13-19mm and 25mm
- Temperature resistant of 70°C



Art.no	Description	Pcs
17.805.900	One-way hose fitting	5

NON-RETURN VALVE



- Prevents water from returning when pumping out
- Hose connection 25mm (1") en 38mm (1 1/2")



Art.no	Man. no
17.325.021	01-91-048

5 FITTING / BALL VALVES / WATER INLET

VALVE NON-RETURN INLINE



Plastic valve Non-return inline for supply of the pump, to bridge over a bigger length or height and to prevent that water which is in the supply hose goes back into the bilge.

- Suitable for use with manual or electric pumps



Art.no	Man. no	Description
17.540.300	LV1215	Valve Non-return Inline




Art.no	Man. no	Description
17.540.301	LV1219	Valve Non-return Inline (3/4")



Art.no	Man. no	Description
17.540.302	LV1218	Valve Non-return Inline 1 1/8"

NON RETURN VALVE



Art.no	Man. no	Material	For hose	Pcs
17.540.210	FV1227	plastic	13mm	1
17.540.211	FV1227B	plastic	13mm	100

SHUT OFF VALVE



Art.no	Man. no	Description	Pcs
17.540.505	WX1573B	Brass Shut Off Valve 15mm	5

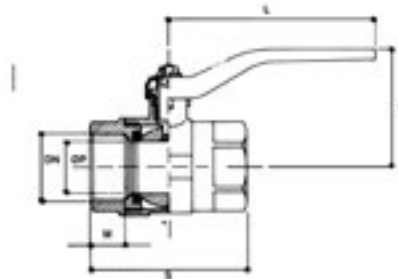


Art.no	Man. no	Description	Pcs
17.540.506	WX1574	Shut-off Valve 15mm	1

BALL VALVES



- 100% go-through
- Nickel plated brass with hard chrome ball and Teflon inside
- 30bar
- From -20°C till +160°C



Art.no	DN inch	ØP mm	S mm	H mm	L mm	M mm
17.608.006	1/4"	10	42	42	82	11,0
17.608.010	3/8"	10	50	42	82	11,0
17.608.013	1/2"	15	61	44	93	17,0
17.608.019	3/4"	20	70	50	93	18,5
17.608.025	1"	25	83	58	117	21,0
17.608.032	1 1/4"	32	92	63	117	21,5
17.608.038	1 1/2"	40	104	83	145	24,0
17.608.050	2"	50	124	91	145	26,0

WATER INLET 3/4"



- Brass, with 3/4" thread
- Length 75mm

Art.no	Description
17.614.019	Water inlet with 3/4" connection

THROUGH HULLS



Made out off white acetal, for use above the waterline only, straight.



Art.no	For hose Ø mm	Max. hull thickness mm
17.616.101	13	32
17.616.102	16	32
17.616.103	19	32
17.616.104	25	32
17.616.105	28 - 32	32
17.616.106	38	47
17.616.107	50	47

SKIN FITTINGS



- With non-return valve
- Hole Ø 5,08 - 2"
- Hull Ø max 6,56cm - 2 5/8"
- Max. width Ø 7cm - 2 3/4"
- Length 15,90cm - 6 1/4"
- Hose Ø 38mm - 1 1/2"



Art.no	Description
17.616.032	Skin fitting

NON-RETURN VALVE



Spare non-return valve for 17.616.032



Art.no	Description
17.616.900	Non-return valve

THROUGH HULL FITTINGS BRASS



- Corrosion resistance



Brass.

Art.no	Thread	Length mm
17.611.006	1/4"	40
17.611.010	3/8"	44
17.611.013	1/2"	44
17.611.019	3/4"	47
17.611.025	1"	47
17.611.032	1 1/4"	50
17.611.038	1 1/2"	54
17.611.050	2"	78



Brass, extra long model

Art.no	Thread	Length mm
17.611.513	1/2"	70
17.611.519	3/4"	75
17.611.525	1"	75
17.611.533	1 1/4"	70
17.611.534	1 1/4"	100
17.611.538	1 1/2"	70

THROUGH HULLS STAINLESS STEEL



- Stainless steel AISI 316 skin filled with polished edges
- Meets ABYC requirements for underwater use



Straight

Art.no	NPS thread	Max. hull thickness mm
17.613.010	3/8"	15
17.613.011	1/2"	19
17.613.012	3/4"	32
17.613.013	1"	38
17.613.014	1 1/4"	40
17.613.015	1 1/2"	40
17.613.016	2"	63



Right-angled

Art.no	For hose Ø mm	Max. hull thickness mm
17.613.001	16	25
17.613.002	19	25
17.613.003	25	34
17.613.004	29	34
17.613.005	38	46

DECK DRAIN FLUSH



Flus deck drain made of molded fiber reinforced acetal with beautiful polished stainless steel top. The deck drain has 25mm hose connection and a cutout diameter of 40mm. The stainless steel center cap is removable for easy cleaning. Deck drain is suitable for thicknesses of 10mm - 28mm. Supplied including spacer rings for the thinner decks.



Art.no	Description
17.700.001	straight
17.700.002	90°

5 DRAINPLUGS

TALAMEX DRAINPLUGS UNIVERSAL



A universally applicable lens plug that can be turned or plugged in easily in the opening and by means of switching the handle expands and thereby seals.

Art.no	Dia inch	Ø mm	Pcs
17.800.630	1/2" - 5/8" - 3/4"	12,7 - 16 - 19	Set 3x1
17.800.631	1"	25,4	1
17.800.632	1 1/4"	31,8	1

UNIVERSAL DRAINPLUG SET BRONZE



Bronze garboard flange and drain plug provides bilge drainage when hauling out. Nut removes with wrench or pliers.

Art.no	Man. no	Dia inch	Ø mm	Type	Pcs
17.800.700	7555-3	1/2"	12,7	bronze	1



Art.no	Man. no	Dia inch	Ø mm	Type	Pcs
17.800.702	9842-3	1/2"	12,7	brass	1 x 2

BILGE PLUGS



- Ø 23mm
- With rubber housing

Art.no	Description	Pcs
17.728.002	Chromed brass	6
17.728.001	PVC	6

BILGE PLUG



- Ø 25mm
- Brass
- With handle on rubber plug

Art.no	Description	Pcs
17.731.000	Bilge plug	1

THRU HULL FITTINGS



- For bilge plug Ø 23mm
- Hard plastic

Art.no	Description	Pcs
17.728.003	Thru hull fittings	10

UNIVERSAL DRAINPLUGSET 'LARGE'



Art.no	Dia inch	Ø mm	Type	Pcs
17.800.641	1 1/4"	29	base chrome	1



Art.no	Dia inch	Ø mm	Type	Pcs
17.800.642	1 1/4"	29	base plastic	1



Art.no	Dia inch	Ø mm	Type	Pcs
17.800.643	1 1/4"	29	base flat plastic	1

TALAMEX DRAINPLUG LARGE



Separate drainplug, 1 1/4" suited for 17.800.641, 17.800.642, 17.800.643.

Art.no	Dia inch	Ø mm	Type	Pcs
17.800.644	1 1/4"	29	spare drainplug	1

TALAMEX UNIVERSAL DRAINPLUG SET



Art.no	Dia inch	Ø mm	Type	Pcs
17.800.636	3/4"	24	plastic base	1
17.800.637	3/4"	24	chrome plated base	1

TALAMEX DRAINPLUG

Separate drainplug, suitable for 17.800.636, 17.800.637, RF737 en RF294.



Art.no	Dia inch	Ø mm	Type	Pcs
17.800.638	3/4"	24	chromed base	1

DRAIN PLUG


- Chrome or plastic housing
- Plastic plug



Art.no	Man. no	Dia inch	Ø mm	Type	Pcs
17.800.737	RF737	3/4"	24	chrom	10
17.800.294	RF294	3/4"	24	plastic	1

SPARE PLUG RF738

- Plug for RF737 an RF294



Art.no	Man. no	Dia inch	Ø mm	Type	Pcs
17.800.738	RF738	3/4"	24	seperate plug	10

PNP242

- Nylon
- Hole Ø 19mm
- Built in size Ø 25mm



Art.no	Man. no	Description
17.800.046	PNP242	Bilge plug

BAILERS

Gasket not included.



Outside mount

Art.no	Type	Mounting	L1 mm	B1 mm	L2 mm	B2 mm
17.709.000	Mini	outside	92	56	73	38



Outside mount

Art.no	Type	Mounting	L1 mm	B1 mm	L2 mm	B2 mm
17.701.000	New Large	outside	142	80	104	41



Inside mount

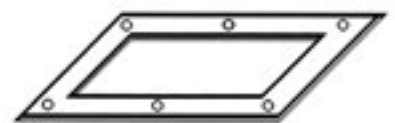
Art.no	Type	Mounting	L1 mm	B1 mm	L2 mm	B2 mm
17.703.000	Super Maxi	inside	135	78	110	54



Inside mount

Art.no	Type	Mounting	L1 mm	B1 mm	L2 mm	B2 mm
17.705.000	Super Medium	inside	136	67	107	40
17.707.000	Super Mini	inside	106	61	85	40

GASKETS FOR BAILERS



Art.no	Type
17.710.001	Mini
17.710.011	New Large
17.710.012	Super Mini
17.710.013	Super Medium
17.710.014	Super Maxi

5 DECK FILLER CAPS

DECK FILLERS WASTE



- ISO 8099
- Chrome plated brass

Art.no	Overall Ø mm	Cut out Ø mm	For hose Ø mm	Title
18.642.038	85	52	38	Waste

PUMP OUT DECK ADAPTOR FOR WASTE WATER



A pump out adaptor for deck fittings which do not conform to ISO 8099

Art.no	Description
18.642.060	Adaptor with 1 1/4" NPT thread (41,3mm) USA type
18.642.061	Adaptor with 1 1/2" BSP thread (47,6mm) EUR type
18.642.062	Cone adaptor (rubber) universal

DECKFILLERS



- Anodised aluminium
- Cap with chain
- Without hose connector
- 1 1/4" thread for hose connector
18.626.032 (option)



Art.no	Overall Ø mm	Cut out Ø mm	with symbol for	Cap
18.623.000	82	48	Water	blue
18.623.100	82	48	Waste water	grey
18.624.000	82	48	Fuel	red
18.626.000	82	48	Diesel	black

DECK FILLERS WITH KEY IN CAP



- ISO 11192
- Aluminium
- With delrin cap
- Hose connector

Art.no	Overall Ø mm	Cut out Ø mm	For hose Ø mm	Title	Cap
18.636.000	84	50	38	Water	blue - with chain
18.636.025	84	50	38	Petrol	red - with chain
18.636.075	84	50	38	Diesel	red - with chain
18.638.000	84	50	38	Waste	black - without chain
18.637.075	84	52	50	Diesel	red - with chain
18.642.050	84	52	50	Waste	black - without chain

DECK FILLERS ISO 11192



- ISO 11192
- Chromed bronze
- With delrin cap
- With key
- With hose connector

Art.no	Overall Ø mm	Cut out Ø mm	For hose Ø mm	Title	Cap
18.639.000	84	50	38	Water	blue - with chain
18.639.075	84	50	38	Diesel	red - with chain
18.641.000	84	50	38	Waste	black - without chain
18.640.075	84	52	50	Diesel	red - with chain

DELRIN CAP



- Spare Delrin cap for Talamex deck fills 1 1/4"

Art.no	Title	Cap
18.645.000	Diesel	red with chain
18.645.001	Waste	black without chain
18.645.002	Water	blue with chain

DECK FILLER CAP



- Deck filler cap made of SS AISI316
- Equipped with lock for safe closing
- Cylinder lock is corrosion resistant and made of stainless steel parts



Art.no	Overall Ø mm	Cut out Ø mm	For hose Ø mm	Title
18.642.138	88	54	38	Diesel
18.642.139	88	54	38	Petrol
18.642.140	88	54	38	Water
18.642.141	88	54	50	Petrol
18.642.142	88	54	50	Diesel

DECK FILLER KEY UNIVERSAL



Art.no	Description
18.625.100	Deck filler key universal

GAS TANK VENTS



- Chrome-plated brass
- Hose connection Ø 16mm
- Length 67mm
- ISO 10088



Art.no	Description
18.649.000	Gas tank vent chrome-plated

- ISO 10088
- Chromed brass
- Straight model
- Wall up to 12mm
- Hose Ø 16mm



Art.no	Description
18.653.100	Gas tank vent chrome-plated straight 16mm

- ISO 10088
- Chrome plated brass
- 90° model
- Wall up to 12mm
- Hose Ø 16mm



Art.no	Description
18.653.090	Gas tank vent chrome-plated 16mm 90°

- ISO 10088
- Stainless Steel
- Straight model
- Wall up to 12mm
- Hose Ø 16mm



Art.no	Description
18.653.110	Gas tank vent stainless steel straight 16mm

- ISO 10088
- Chromed brass
- Straight model
- Wall up to 22mm
- Hose Ø 19mm



Art.no	Description
18.653.111	Gas tank vent stainless steel straight 19mm

- Stainless Steel 16mm
- 90° model



Art.no	Description
18.653.080	Gas tank vent stainless steel 16mm 90°

GEAR PUMP ALL-ROUND



Pump for use with multiple types of liquids. Compact pump suitable for transferring oil, diesel, antifreeze, water and other viscous liquids.

- Self-priming
- Reversible flow direction
- Suitable for continuous use
- Can run dry
- Pump housing made of PTFE
- 12l/min at 40° degrees

Art.no	Man. no	Description	Volt	Fuse	For hose	Dim. HxLxW mm
17.370.166	04-02-007	gear pump all-round	12V	6A	13mm (3/8")	90 x 140 x 80
17.370.167	04-02-008	gear pump all-round	24V	3A	13mm (3/8")	90 x 140 x 80

OIL CHANGE PUMP



Oil change pump, particularly suitable for oil changes, or the removal / replacement of other viscose liquids in tight spaces. Including hose set 6mm and 8mm, 1.8m DC cables, fuse and battery clamps

- Self-priming
- Reversible flow direction
- Suitable for continuous use
- Can run dry
- Pump housing made of PTFE
- 12l/min at 40° degrees

Art.no	Man. no	Description	Volt	Fuse	For hose	Dim. H x L x W mm
17.370.168	04-03-009	oil change gear pump set	12V	6A	13mm (3/8")	90 x 140 x 80
17.370.169	04-03-010	oil change gear pump set	24V	3A	13mm (3/8")	90 x 140 x 80

OIL CHANGE HOSE KIT



- Suitable for impeller pumps and all-round gear pumps

Art.no	Man. no	Description	Capacity	Volt	For hose	Dim. H x L x W mm
17.370.172	04-66-015	oil change hose kit	10l/min	12V / 24V	13mm (3/4")	90 x 140 x 80

OIL PUMP UP3



- Self-priming electric 12V pumps with helical bronze gears for transferring lubricating oils and viscous liquids
- Nickel-plated brass body and stainless steel shaft
- Particularly suitable for draining engine sumps and for engines lubricating operations



Art.no	Man. no	Description	Capacity	Volt
17.353.300	164 020 12	Oil pump UP3/OIL	5l/min	12V

OIL / DIESEL PUMP



Heavy duty Electronic Gear pump 10l/min and 3,5 bar. Integrated Smart Keypad to reverse the flow direction and to manually fine tune the flow rate; the flow rate is also automatically adjusted according to the viscosity of the fluid to avoid cavitation. Best for oil and diesel transferring. Compact and Easy to operate and carry.



Art.no	Man. no	Description	Capacity	Volt
17.353.400	164 095 15	reversible pump	10l/min	12V / 24V

OIL CHANGE PUMP KIT ELECTRIC



- Electronic oil change kit 10l/min with integrated Smart Keypad to reverse the flow direction and to manually fine tune the flow rate
- The flow rate is also automatically adjusted according to the viscosity of the fluid to avoid cavitation
- Best for oil and diesel transferring
- Compact and easy to operate and carry
- Complete with bronze gear pump, clips, fuse, hoses and accessories for transferring operations
- Drain hose 1,5m, inner Ø 13mm, outer Ø 16mm
- Supply hose 1,2m, inner Ø 4mm, outer Ø 6mm
- Supply hose 1,2m, inner Ø 6mm, outer Ø 8mm
- Connector 0,3m, inner Ø 6mm, outer Ø 8mm



Art.no	Man. no	Description	Capacity	Volt
17.353.410	164 936 15	oil change pump kit OCK8-E	10l/min	12V / 24V

OIL CHANGE PUMP KIT

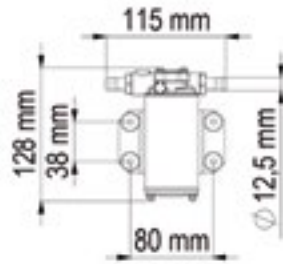


- Compact size oil change kit
- Easy to operate and carry
- Complete with bronze gears pump, clips, fuse, hoses and accessories for transfer operations
- Drain hose 1,5m, inner Ø 13mm, outer Ø 16mm
- Supply hose 1,2m, inner Ø 4mm, outer Ø 6mm
- Supply hose 1,2m, inner Ø 6mm, outer Ø 8mm
- Connector 0,3m, inner Ø 6mm, outer Ø 8mm

Art.no	Man. no	Description	Volt	Fuse	For hose	Dim. H x L x W mm
17.353.310	164 932 12	oil change pump kit OCK1-R	12V	6A	13mm (3/4")	90 x 140 x 80

5 FUEL PUMPS

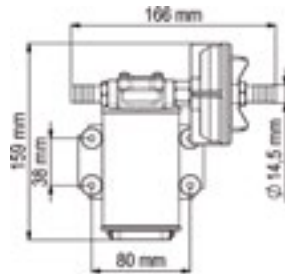
FUEL PUMPS



Dim. 128 x 115 x 73

- Self-priming electric pumps of small dimensions with bronze gears for transferring of liquids
- Pump body in nickel-plated brass and stainless steel shaft
- Main applications: transfer of diesel fuel and antifreeze

Art.no	Description	Volt / Watt	Consumption	Fuse	Self priming up to (meter)	Capacity	Hose dia mm	Pressure	For hose	Weight
17.353.013	Dieselpump UP2	12V/90W	3,0A	5A	1,5	10 l/min	12	1,5bar	3/8 "	1,2kg
17.353.014	Dieselpump UP2	24V/90W	1,5A	3A	1,5	10 l/min	12	1,5bar	3/8 "	1,2kg



Dim. 159 x 166 x 101

Art.no	Description	Volt / Watt	Consumption	Fuse	Self priming up to (meter)	Capacity	Hose dia mm	Pressure	For hose	Weight
17.353.015	Dieselpump UP3	12V/120W	6,0A	10A	1,5	15 l/min	13	2,0bar	3/8 "	1,4kg
17.353.016	Dieselpump UP3	24V/120W	3,0A	5A	1,5	15 l/min	13	2,0bar	3/8 "	1,4kg

AGRI PUMP



- Pumps till 12l per minute

Art.no	Man. no	Description	Capacity	Volt
17.540.040	AP1218B	Agri Pump Vit 1/2" Vito	12l/min	12V

ROAD SWEEPER PUMP



- Pumps till 11,5l per minute
- Specially designed high torque motor
- Greater longevity
- IP65

Art.no	Man. no	Description	Capacity	Volt
17.540.280	IS1218B	Road Sweeper Pump Vito	11,5l/min	12V
17.540.281	IS2418B	Road Sweeper Pump Vito	11,5l/min	24V

new SYPHON FOR COOLING WATER SYSTEM



Plastic syphon for cooling water systems with multiple diameter hose connections.

- For hose diameter Ø: 13mm, 16mm, 19mm, 22mm, 25mm, 28.5mm, 32mm or 38mm
- With valve



Art.no	Description
17.370.280	Aerator for cooling water system 13mm - 38mm

VACUUM VALVES



A well installed vacuum valve will avoid water coming into the engine, as an effect of the syphoning effect in the exhaust pipe. Water intrusion in the engine can cause serious damage.

- Install above water line between heat exchanger and the exhaust hose
- Proven design made of tough thermoplastic with rubber valve
- Easy to install



Art.no	Man. no	For hose	Replaces
17.370.260	05-69-033	12mm (1/2")	Johnson Pump 09-47316-01
17.370.261	05-69-034	16mm (5/8")	Volvo Penta 21662701 (replaces old 827952, 828271, 828537, 833685, 833687, 838154, 838207), Johnson Pump 09-47316-02
17.370.262	05-69-035	19mm (3/4")	Volvo Penta 21662702 (replaces old 861497), Johnson Pump 09-47316-03.
17.370.263	05-69-036	22mm (7/8")	Volvo Penta 21662703, Johnson pump 09-47316-04.
17.370.264	05-69-037	25mm (1")	Volvo Penta 21662704 (replaces old 3583738, 3843297), Johnson Pump 09-47316-05



- Service kit with rubber valve and screw cap
- Same valve and cap for all sizes

Art.no	Man. no	Description
17.370.256	05-99-038	service kit

5 ENGINE COOLING PUMPS

ENGINE COOLING PUMPS



The Albin flexible impeller cooling pumps are designed for the most challenging environments on salt and fesh water. The pumps are an excellent alternative for replacing the original pumps of different brands. The impellers are exchangeable with original impellers. The self-priming ability makes this pump suitable for engine cooling, bilge pumping and deckwash applications.

- ISO 9001 Quality Guaranteed

ENGINE COOLING PUMPS VOLVO PENTA



- Pumps suitable for Volvo Penta diesel engines



Ref. 1



Ref. 2



Ref. 3



Ref. 4



Ref. 5



Ref. 6



Ref. 7



Ref. 8



Ref. 9



Ref. 10

Art. no.	Man. no.	Replaces pump	Engine model	Replacement impeller	Ref. nr.
17.370.201	05-01-001	VOLVO PENTA 3583115 (Old, 3581558, 860629) (Imp 21951356, Old 3841697, 21422647) JOHNSON 10-24524-01 (VP 338115) 10-24394-01 (VP 860629) (Imp 09-1028-01)	AD31/41/43, TAMD31/41/42, KAD32/42/44, KAMD42/43/44 (3583115/3581558), AD31/41, MD31, TMD31/41, TAMD31/41/42, KAD32/42/43/44, KAMD42/43/44(860629)	06-01-021	1
17.370.202	05-01-002	VOLVO PENTA 3829311 (Old, 846354) (Imp 21730344, Old 875736) JP 10-21915 (Imp 09-1029B)	MD 100/100A/120/120A, TMD 100/100A/120/120A121C/122A, TAMD 120/120A/121C/122A/122P	06-02-028	2
17.370.203	05-01-003	VOLVO PENTA 3583112 (Old, 845189), 3829313(Old, 866396) (Imp 875814) JABSCO 10590-0041 (Imp 17936-0001)	3829312-TAMD 102A/122A/120B/122C/122D, 3829313-TAMD 102A/102D/103A/122P	06-02-031	3
17.370.204	05-01-004	VOLVO PENTA 3837935 (Old, 3825493) (Imp Kit 21951364). JOHNSON 10-13166-01 (Imp 09-814B)	TAMD 162A/162B/162C, 163A/163P, 65A/165C/165P	06-02-031	4
17.370.205	05-01-005	VOLVO PENTA 3593654 (Imp 22222936) (Old 21951344, 3593659). JOHNSON 10-24751-01 (Imp 09-1026B)	D1-13A/B/F, D1-20A/B/F	06-01-006	5
17.370.206	05-01-006	VOLVO PENTA 3593655 (Imp 22222936, Old 21951344, 3593659). JOHNSON 10-24752-01 (Imp 09-1026B)	D1-30A/B/F, D2-40A/B/F	06-01-006	6
17.370.207	05-01-007	VOLVO PENTA 3583089 (Imp 21951346, Old 3862281, 877400) JOHNSON N/A (Imp 09-1027B-1)	D2-55A/B/C/D/E/F, D2-75A/B/C/F	06-01-012	7
17.370.208	05-01-008	VOLVO PENTA 21141637 (Imp 21951352, Old 21381693, 3593660). JOHNSON N/A (Imp 09-812BT-1)	D3-110I, D3-130A/I, D3-160A/I, D3-190A/I	06-01-014	8
17.370.209	05-01-009	VOLVO PENTA 21379102 (Imp 21951352, Old 21381693, 3593660). JOHNSON N/A (Imp 09-812BT-1)	D3-110I-G, D3-140A/I, D3-150I-G, D3-170A/I-G, D3-200A/I-G, D3-220A/I-G	06-01-014	9
17.370.210	05-01-010	VOLVO PENTA 3584062 (Imp 3588475). Jabsco 50384-8000 (Imp 17937-0001).	D4-210/225/260/300.	06-02-023	10



Ref. 11



Ref. 12



Ref. 13



Ref. 14



Ref. 15



Ref. 16



Ref. 17



Ref. 18



Ref. 19



Ref. 20

Art. no.	Man. no.	Replaces pump	Engine model	Replacement impeller	Ref. nr.
17.370.211	05-01-011	VOLVO PENTA 21419374 (Imp 21951536, Old 21422647 3841697). JOHNSON N/A (Imp 09-1028B)	D4-225A-E, D4-260A-E, D4-260D-E, D4-300A-E, D4-300D-E.	06-01-021	11
17.370.212	05-01-012	VOLVO PENTA 21380890 (Old 3589907, Imp 3593573). Jabsco 50394-8300 (Imp 17018-0001).	D6-280A, D6-310A, D6-310D, D6-330A, D6-330D, D6-350A, D6-370A, D6-370D, D6-435D.	06-02-024	12
17.370.213	05-01-013	VOLVO PENTA 21419376 (Imp 21951358, Old 22000061, 21951358, 3887761). JOHNSON N/A (Imp 09-821BT-01)	D6-280A, D6-310A, D6-310D, D6-330A, D6-330D, D6-370A, D6-370D, D6-435D	06-01-020	13
17.370.214	05-01-014	VOLVO PENTA 3838288 (Imp 21951356, Old 21422647, 3841697). JOHNSON 10-24580-01 (Imp 09-1028B)	D5A-A T/TA, D7A-A T/TA, D7C-A TA, D7A-B TA, D7C-B TA	06-01-021	14
17.370.215	05-01-015	VOLVO PENTA 21380886 (Imp 21730348, Old 3817587). JABSCO N/A (Imp 17018-0001)	D9A2A D9-425, D9-500, D9-500 (R4), D9-575, D9A2B, D9-425, D9-500 (R5), D9A2A D9A-MH, D9A2B D9-575, D9A2A MH, D9A2B MH, D9A2C D9A-MH, D9-425, D9A2D D9-500 (R5), D9A2E D9-425, D9A2F D9-575, D9A2A MP, D9A2B MP, D9A2C, D9A2G, D9A2H, D9A2J, D9A-J, D9A-K, D9A2D, D9A2E, D9A2F, D9A2K, D9A2K, D9-575, D11A-A, D11A-B, D11A-C, D11A-D, D11A-C (IPS), 11AD (IPS), D11A-E, D11A-E (IPS)	06-02-024	15
17.370.216	05-01-016	VOLVO PENTA 21219723 (Old 3819485, Imp 21730348, Old 3817587). Jabsco N/A (Imp 17018-0001)	D11A-A, D11A-B, D11A-C, D11A-D, D11A-C (IPS), D11A-D (IPS), D11A-E, D11A-E	06-02-027	16
17.370.217	05-01-017	VOLVO PENTA 22063494 (Old 3819485), Imp 21730348, Old 3817587). Jabsco N/A (Imp 17018-0001)	D11B1-A MP, D11B2-A MP (IPS)	06-02-024	17
17.370.218	05-01-018	VOLVO PENTA 3838207 (Imp 3830459). Jabsco N/A (Imp 17938-0001)	D12C/D	06-02-032	18
17.370.219	05-01-019	VOLVO PENTA 3886848 (Imp 3830459). Jabsco N/A (Imp 17938-0001)	D13B/C.	06-02-032	19
17.370.220	05-01-020	VOLVO PENTA 3589104 (Imp 3830459). Jabsco N/A (Imp 17938-0001)	D16C-A MH, D16C-B MH, D16C-C MH	06-02-032	20

5 ENGINE COOLING PUMPS

ENGINE COOLINGS PUMPS VOLVO PENTA HIGH SPEED



Ref. 1



Ref. 2



Ref. 3



Ref. 4



Ref. 5



Ref. 6

• Engine pumps suitable for Volvo Penta gasoline engines

Art. no.	Man. no.	Pulley type	Replaces pump	Engine model	Replacement impeller	Ref.
17.370.235	05-01-040	v-belt pulley, 2 groove	VOLVO PENTA 21214596, oud 3862487 (Imp 21951348, oud 21213650, 21213660, 3855546, 3856039, 3858256, 3862567, 875811, 876243)	4.3/ 5.0/ 5.7/ 4.3GL, 5.0GL, 5.7GL	06-01-037	1
17.370.236	05-01-041	serpentine belt pulley, 1 groove	VOLVO PENTA 21214599, oud 3858230, 3812698 (Imp 21951348, oud 21213650, 21213660, 3855546, 3856039, 3858256, 3862567, 875811, 876243)	4.3/ 5.0/ 5.7L	06-01-037	2
17.370.237	05-01-042	beltless pulley, crank shaft	VOLVO PENTA 21214601, oud 3860795, 3862484, 3812695 (Imp 21951348, oud 21213650, 21213660, 3855546, 3856039, 3858256, 3862567, 875811, 876243)	8.1L, V8.	06-01-037	3
17.370.238	05-01-043	serpentine belt pulley, 1 groove	VOLVO PENTA 21212799 (Imp 22307636, oud 21212794, 21213664)	4.3/ 5.0GL, 4.3/ 5.0/ 5.7GXi, 5.7Gi, V6-200/225, V8-225/270/300/350)	06-01-014	4
17.370.239	05-01-044	beltless pulley, crank shaft mounted pump	VOLVO PENTA 21212800 (Imp 22307636, oud 21212794, 21213664)	8.1Gi, 8.1IPS	06-01-014	5
17.370.240	05-01-045	v-belt pulley, 2 groove	VOLVO PENTA 21255090 (Imp 22307636, oud 21212794, 21213664)	4.3/ 5.0GL, 5.0GL-F, 5.0GL-FF	06-01-014	6

ENGINE COOLING PUMPS SCANIA



• Engine pump suitable for Scania engines

Art.no	Man. no	Description	Engine model	Replacement impeller
17.370.228	05-01-028	SCANIA 1785018 (Imp 323897). Johnson 10-24308-02 (Imp 08-814B)	D9, DI12, DI13, DI16 SERIES	06-02-031

ENGINE COOLING PUMPS YANMAR



• Engine pumps suitable for Yanmar diesel engines

Art. no.	Man. no.	Replaces pump	Engine model	Replacement impeller	Ref.
17.370.221	05-01-021	YM 119578-42501 (Imp 119578-42550)	6LY3-ETP, 6LY3-STP, 6LY3-UTP, 6LY3-STC, 6LY3-UTC, 6LY3-ETP 24, 6LY3-STP 24, 6LY3-UTP 24, 6LY3-STC 24, 6LY3-UTC 24	06-01-020	1
17.370.222	05-01-022	YM 119574-42502 (Imp 119574-42550)	6LY2 SERIES (6LY2-ST, 6LY2-STVY, 6LY2-WST, 6LY2-WDT, 6LY2-WDTZY, 6LY2M-WDT, 6LY2MMWST, 6LYA-STP, 6LYA-STE, 6LYA-UTE, 6LY2-STE, 6LY2A-STP, 6LY2A-UTP).	06-01-020	2
17.370.223	05-01-023	YM 119773-42502 (gear included, Imp 119773-42600)	6LP(A)-DTE(P), 6LP(A)-STE(P), 6LPA-STP2	06-01-014	3
17.370.224	05-01-024	YM 119773-42650 (gear included, Imp 119773-42600).	6LP(A)-DTZE(P), 6LP(A)-STZE(P), 6LPASTP2/3	06-01-014	4
17.370.225	05-01-025	YM 129670-42513 (gear included, Imp 129670-42530). 129670-42500, 129670-42501, 129670-42510, 129670-42511, 129670-42512	4JH3-THE, 4JH3-DTE, 4JH3E, 4JH3CE, 4JH3CE1, 4JH3-TE, 4JH3-TCE, 3JH3E, 3JH3E(EPA), 3JH3CE, 4JH3-TE-YEU, 4JH3-DTE(YEU), 3JH3E-YEU-E, 4JH4-TE, 4JH4-THE, 4JH4-HTE1	06-01-012	5
17.370.226	05-01-026	YM 129271-42502 (inclusief tandwiel, Imp 129670-42531)	4JH5E, 3JH4E, 4JH4E, 4JH4AE, 3JH5E, 4JH45, 4JH57, 4JH80, 4JH110)3JH5E	06-01-012	6
17.370.227	05-01-027	YM 128397-42500, 128990-42500 (Imp 128397-42200). Johnson 10-24509-01, 10-13337, (Imp 09-810B-1)	2GMF, 3GMF, 2YM, 3YM	06-01-005	7
17.370.229	05-01-029	YM 128377-42500 (Imp 128397-42200). Johnson 10-24509-02 (Imp 09-810B-1)	2GM, 3GM	06-01-005	8

ENGINE COOLING PUMPS CRANK SHAFT



This pump converts a standard pulley driven system into a crank shaft operated pump system.



Art.no	Man. no	Type	Replaces pump	Engine model	Replacement impeller
17.370.241	05-01-046	crank shaft	Interchangeable with F6B-9, Johnson Pump 10-24930-01 Replaces Johnson 10-24915-01, Johnson 10-24805-01, Johnson 10-24232-01, and Indmar 685001	Ford or GM V6/V8 PCM, marine engine blocks. Crusader, Mercruiser and more	06-01-014

5 ENGINE COOLING PUMPS

PEDESTAL ELECTROMAGNETIC CLUTCH PUMPS



Ref. 1



Ref. 2

Art.no	Man. no	Description	Replaces Model	Replacement impeller	Ref.
17.370.230	05-02-030	FIP40B-CD, 1 1/2"	Johnson pump, 10-13022-99, F8B-5001	06-02-028	1
17.370.231	05-02-030	FIP40B-CD, 1 1/2"	Johnson pump, 10-13027-99, F9B-5600	06-02-028	2

PEDESTAL ELECTROMAGNETIC CLUTCHES



Ref. 1



Ref. 2



Ref. 3

Art.no	Man. no	Description	Ref.
17.370.250	05-59-032	12V 2xA 7" Pulley	1
17.370.251	05-59-033	24V 2xA 7" Pulley	1
17.370.252	05-59-034	12V 1xB 7" Pulley	2
17.370.253	05-59-035	24V 1xB 7" Pulley	2
17.370.254	05-59-036	Separate coil for 12V	3
17.370.255	05-59-037	Separate coil for 24V	3

IMPELLERS - REPLACEMENT VETUS



17.200.146



17.200.232




17.200.116

Art. nr.	Replaces	Material	Type	Including	Blades	A mm	B mm	C mm	Type hole
17.200.129	IMP00101	Neoprene	Inboard		6	12,75	50,80	22,00	Key drive F
17.200.116	IMP00101	Neoprene	Inboard	Gasket & Bolt	6	12,66	50,80	22,10	Pin drive
17.200.107	IMP00201	Neoprene	Inboard	Gasket & Cap	12	14,29	57,00	31,60	Spline drive
17.200.114	IMP00301	Neoprene	Inboard	Cap	10	14,29	65,00	50,10	Spline drive
17.200.106	IMP00301	Neoprene	Inboard	Gasket & Cap	8	14,29	65,00	50,20	Spline drive
17.200.232	IMP00401	Nitrile	Inboard		6	8,00	44,60	13,00	Single flat drive
17.200.100	IMP00501	Neoprene	Inboard	Gasket & Bolt	6	9,54	39,60	18,94	Pin drive
17.200.121	IMP00601	Neoprene	Inboard	Gasket & Bolt	6	12,00	39,60	19,20	Pin drive
17.200.146	IMP00701	Neoprene	Inboard	Bolt	10	12,17	51,80	22,00	Pin drive
17.200.145	IMP00801	Neoprene	Inboard	Gasket & Cap	12	22,50	95,00	88,50	Spline drive
17.200.105	IMP00901	Neoprene	Inboard	Gasket & Cap	9	22,50	96,00	63,10	Spline drive
17.200.101	STM8061	Neoprene	Inboard	Gasket & Bolt	6	12,17	50,80	22,10	Pin drive

IMPELLERS - REPLACEMENT JABSCO



17.200.216



17.200.107

Art. nr.	Replaces	Material	Type	Including	Blades	A mm	B mm	C mm	Type hole
17.200.101	653-0001	Neoprene	Inboard	Gasket & Bolt	6	12,17	50,80	22,10	Pin drive
17.200.201	653-0003	Nitrile	Inboard	Gasket & Bolt	6	12,17	50,80	22,10	Pin drive
17.200.116	673-0001	Neoprene	Inboard	Gasket & Bolt	6	12,66	50,80	22,10	Pin drive
17.200.216*	673-0003	Nitrile	Inboard	Gasket & Bolt	6	12,66	50,80	22,10	Pin drive
17.200.105	836-0001	Neoprene	Inboard	Gasket & Cap	9	22,50	96,00	63,10	Spline drive
17.200.205*	836-0003	Nitrile	Inboard	Gasket & Cap	9	22,50	96,00	63,10	Spline drive
17.200.106	920-0001	Neoprene	Inboard	Gasket & Cap	8	14,29	65,00	50,20	Spline drive
17.200.206	920-0003	Nitrile	Inboard	Gasket & Cap	8	14,29	65,00	50,20	Spline drive
17.200.107	1210-0001	Neoprene	Inboard	Gasket & Cap	12	14,29	57,00	31,60	Spline drive
17.200.207	1210-0003	Nitrile	Inboard	Gasket & Cap	12	14,29	57,00	31,60	Spline drive
17.200.113	1411-0001	Neoprene	Inboard		6	8,00	31,30	11,90	Single flat drive
17.200.130	1414-0001	Neoprene	Inboard		6	8,00	31,75	12,00	Single flat drive
17.200.230*	1414-0003	Nitrile	Inboard		6	8,00	31,75	12,00	Single flat drive

IMPELLERS - REPLACEMENT JABSCO - CONT



Art. nr.	Replaces	Material	Type	Including	Blades	A mm	B mm	C mm	Type hole
17.200.107	3085-0001	Neoprene	Inboard	Gasket & Cap	12	14,29	57,00	31,60	Spline drive
17.200.100	4528-0001	Neoprene	Inboard	Gasket & Bolt	6	9,54	39,60	18,94	Pin drive
17.200.200	4528-0003	Nitrile	Inboard	Gasket & Bolt	6	9,54	39,60	19,20	Pin drive
17.200.108	4568-0001	Neoprene	Inboard	Gasket, Key & Cap	12	15,93	57,00	31,60	Key drive F
17.200.208*	4568-0003	Nitrile	Inboard	Gasket & Cap	12	15,93	57,00	31,60	Key drive F
17.200.102	4598-0001	Neoprene	Inboard	Cap	8	15,90	65,00	50,20	Key drive F
17.200.202*	4598-0003	Nitrile	Inboard	Cap	8	15,90	65,00	50,20	Key drive F
17.200.160*	4599-0101	Neoprene	Inboard		8	15,93	65,20	50,20	Key drive F
17.200.160*	4599-0001GF	Neoprene	Inboard		8	15,93	65,20	50,20	Double flat drive
17.200.138	6303-0001	Neoprene	Inboard		6	7,31	51,30	22,00	Single flat drive
17.200.110	6303-0001	Neoprene	Inboard		6	7,31	50,80	22,10	Single flat drive
17.200.238	6303-0003	Nitrile	Inboard		6	7,31	51,30	22,00	Single flat drive
17.200.210	6303-0003	Nitrile	Inboard		6	7,31	50,80	22,10	Single flat drive
17.200.115*	6760-0001	Neoprene	Inboard	Cap	9	22,50	95,00	88,50	Spline drive
17.200.110	7273-0001	Neoprene	Inboard		6	7,31	50,80	22,10	Single flat drive
17.200.210	7273-0003	Nitrile	Inboard		6	7,31	50,80	22,10	Single flat drive
17.200.155	11979-0001	Neoprene	Inboard		8	14,29	58,65	36,65	Spline drive
17.200.124	13554-0001	Neoprene	Inboard		12	14,29	57,15	48,25	Spline drive
17.200.150*	13554-6001	Neoprene	Inboard		12	14,29	57,15	78,25	Spline drive
17.200.130	14609-0001	Neoprene	Inboard		6	8,00	31,75	12,00	Single flat drive
17.200.130	14787-0001	Neoprene	Inboard		6	8,00	31,75	12,00	Single flat drive
17.200.213*	14787-0003	Nitrile	Inboard		6	8,00	31,30	11,90	Single flat drive
17.200.177	17018-0001	Neoprene	Inboard	Gasket & Cap	8	14,29	65,20	75,65	Spline drive
17.200.177	17017-0001B	Neoprene	Inboard	Gasket & Cap	8	14,29	65,20	75,65	Spline drive
17.200.144*	17240-0001	Neoprene	Inboard		9	22,50	117,60	88,50	Spline drive
17.200.258*	17255-0003	Nitrile	Inboard		6		39,10	18,90	Specific drive 1
17.200.152*	17370-0001	Neoprene	Inboard		12	20,20	95,00	88,50	Double flat drive
17.200.135	17935-0001	Neoprene	Inboard	Cap	12	22,50	95,00	63,10	Spline drive
17.200.235*	17935-0003	Nitrile	Inboard	Cap	12	22,50	95,00	63,10	Spline drive
17.200.145	17936-0001	Neoprene	Inboard	Gasket & Cap	12	22,50	95,00	88,50	Spline drive
17.200.114	17937-0001	Neoprene	Inboard	Cap	10	14,29	65,00	50,10	Spline drive
17.200.214*	17937-0003	Nitrile	Inboard	Cap	10	14,29	65,00	50,10	Spline drive
17.200.163*	17938-0001	Neoprene	Inboard	Gasket	12	22,50	95,00	95,00	Spline drive
17.200.148*	17954-0001	Neoprene	Inboard		10	16,85	65,00	50,70	Single flat drive
17.200.144*	18789-0001	Neoprene	Inboard		9	22,50	117,60	88,50	Spline drive
17.200.167	18327-0001	Neoprene	Inboard	Gasket	12	16,00	65,00	51,20	Key drive F
17.200.146	18653-0001	Neoprene	Inboard	Bolt	10	12,17	51,80	22,00	Pin drive
17.200.156*	18673-0001	Neoprene	Inboard	Gasket & Bolt	10	12,66	51,80	22,00	Pin drive
17.200.133	18777-0001	Neoprene	Inboard	Gasket	10	14,29	57,18	50,25	Spline drive
17.200.153*	18786-0001	Neoprene	Inboard	Gasket	9	20,20	117,60	88,50	Double flat drive
17.200.103	18838-0001	Neoprene	Inboard	Gasket & Cap	12	15,90	62,00	31,70	Key drive F
17.200.120	18948-0001	Neoprene	Inboard	Gasket & Cap	12	15,90	65,20	41,30	Key drive F
17.200.164	18958-0001	Neoprene	Inboard	Gasket & Cap	12	20,10	84,00	73,50	Key drive F
17.200.113	21411-0001	Neoprene	Inboard		6	8,00	31,30	11,90	Single flat drive
17.200.145	21676-0001	Neoprene	Inboard	Gasket & Cap	12	22,50	95,00	88,50	Spline drive
17.200.245*	21676-0003	Nitrile	Inboard	Gasket & Cap	12	22,50	95,00	88,50	Spline drive
17.200.104	22120-0001	Neoprene	Inboard	Gasket & Cap	12	14,29	57,00	50,20	Spline drive
17.200.121	22405-0001	Neoprene	Inboard	Gasket & Bolt	6	12,00	39,60	19,20	Pin drive
17.200.129	22799-0001	Neoprene	Inboard		6	12,75	50,80	22,10	Key drive F
17.200.161	31130-0061	Neoprene	Inboard		10	14,29	65,00	68,20	Spline drive
17.200.157*	50461-1001	Neoprene	Inboard		10	13,42	57,18	50,25	Spline drive
17.200.172*	50668	Neoprene	Inboard		10	38,82	119,70	133,00	Spline drive
17.200.172*	DEV4307	Neoprene	Inboard		10	38,82	119,70	133,00	Spline drive

IMPELLERS - REPLACEMENT JOHNSON




17.200.100

Art. nr.	Replaces	Material	Type	Including	Blades	A mm	B mm	C mm	Type hole
17.200.170	09-0801B	Neoprene	Inboard		12	16,00	57,00	31,60	Key drive F
17.200.108	09-801B	Neoprene	Inboard		12	15,93	57,00	31,60	Key drive F
17.200.115*	09-802B	Neoprene	Inboard		9	22,50	95,00	88,50	Spline drive
17.200.100	09-806B-1	Neoprene	Inboard		6	9,54	39,60	18,94	Pin drive
17.200.200	09-0806B-9	Nitrile	Inboard		6	9,54	39,60	19,20	Pin drive
17.200.121	09-808B-1	Neoprene	Inboard		6	12,00	39,60	19,20	Pin drive
17.200.101	09-0810B	Neoprene	Inboard		6	12,17	50,80	22,10	Pin drive
17.200.146	09-810B-1	Neoprene	Inboard		10	12,17	51,80	22,00	Pin drive
17.200.201	09-0810B-9	Nitrile	Inboard		6	12,17	50,80	22,10	Pin drive
17.200.124	09-812B-1	Neoprene	Inboard		12	14,29	57,00	48,20	Spline drive
17.200.145	09-814B	Neoprene	Inboard		12	22,50	95,00	88,50	Spline drive
17.200.135	09-819B	Neoprene	Inboard		12	22,50	95,00	63,10	Spline drive
17.200.235*	09-819B-9	Nitrile	Inboard		12	22,50	95,00	63,10	Spline drive
17.200.186*	09-820B	Neoprene	Inboard		12	22,50	96,50	130,00	Spline drive
17.200.162	09-821BT-1	Neoprene	Inboard		12	22,50	65,80	80,00	Spline drive
17.200.138	09-824	Neoprene	Inboard		6	7,31	51,30	22,00	Single flat drive
17.200.138	09-824P	Neoprene	Inboard		6	7,31	51,30	22,00	Single flat drive
17.200.238	09-824P-9	Nitrile	Inboard		6	7,31	51,30	22,00	Single flat drive
17.200.129	09-827	Neoprene	Inboard		6	12,75	50,80	22,10	Key drive F
17.200.185*	09-0838S	Neoprene	Inboard		11	25,40	94,00	63,00	Double flat drive 1
17.200.185*	J09-838S	Neoprene	Inboard		11	25,40	94,00	63,00	Double flat drive 1
17.200.116	09-1026B-1	Neoprene	Inboard		6	12,66	50,80	22,10	Pin drive
17.200.216*	09-1026B-9	Nitrile	Inboard		6	12,66	50,80	22,10	Pin drive
17.200.107	09-1027B-1	Neoprene	Inboard		12	14,29	57,00	31,60	Spline drive
17.200.207	09-1027B-9	Nitrile	Inboard		12	14,29	57,00	31,60	Spline drive
17.200.106	09-1028B	Neoprene	Inboard		8	14,29	65,00	50,20	Spline drive
17.200.206	09-1028B-9	Nitrile	Inboard		8	14,29	65,00	50,20	Spline drive
17.200.105	09-1029B	Neoprene	Inboard		9	22,50	96,00	63,10	Spline drive
17.200.205*	09-1029B-9	Nitrile	Inboard		9	22,50	96,00	63,10	Spline drive
17.200.132*	09-1052B	Neoprene	Inboard		6	8,00	44,60	13,00	Single flat drive
17.200.232	09-1052S-9	Nitrile	Inboard		6	8,00	44,60	13,00	Single flat drive
17.200.284	09-1077B-9	Nitrile	Inboard		6	7,40	35,40	12,80	Single flat drive
17.200.210	09-8249-9	Nitrile	Inboard		6	7,31	50,80	22,10	Single flat drive

IMPELLERS - REPLACEMENT SHERWOOD



17.200.190



17.200.166



17.200.100

Art. nr.	Replaces	Material	Type	Including	Blades	A mm	B mm	C mm	Type hole
17.200.190	8000K	Neoprene	Inboard	Gasket	6	12,20	19,00	40,00	Single flat drive
17.200.165	9000K	Neoprene	Inboard	Gasket	12	15,95	62,20	22,40	Key drive F
17.200.103	9959K	Neoprene	Inboard	Gasket & Cap	12	15,90	62,00	31,70	Key drive F
17.200.100	9979	Neoprene	Inboard	Gasket & Bolt	6	9,54	39,60	18,94	Pin drive
17.200.166	10077K	Neoprene	Inboard	Gasket	12	12,80	56,60	19,80	Key drive F
17.200.120	10615K	Neoprene	Inboard	Gasket & Cap	12	15,90	65,20	41,30	Key drive F
17.200.167	15000K	Neoprene	Inboard	Gasket	12	16,00	65,00	51,20	Key drive F
17.200.164	17000K	Neoprene	Inboard	Gasket & Cap	12	20,10	84,00	73,50	Key drive F
17.200.182*	18000K	Neoprene	Inboard	Gasket & Bolt	12	20,70	94,50	101,50	Puller drive
17.200.114	18200K	Neoprene	Inboard	Cap	10	14,29	65,00	50,10	Spline drive
17.200.179*	22000K	Neoprene	Inboard	Gasket & Bolt	10	20,70	114,30	109,50	Puller drive
17.200.183*	26000K	Neoprene	Inboard	Gasket	12	20,00	94,50	79,80	Puller drive
17.200.181*	27000K	Neoprene	Inboard	Gasket	12	16,10	84,00	73,00	Puller drive
17.200.192	29000K	Neoprene	Inboard	Gasket & Bolt	12	20,00	94,50	101,50	Puller drive
17.200.193*	30000K	Neoprene	Inboard	Gasket & Bolt	10	24,35	114,30	109,50	Puller drive

IMPELLERS - REPLACEMENT DJ PUMP




17.200.157



17.200.144

Art. nr.	Replaces	Material	Type	Including	Blades	A mm	B mm	C mm	Type hole
17.200.106	001-0801	Neoprene	Inboard	Gasket & Cap	8	14,29	65,00	50,20	Spline drive
17.200.206	001-0801N	Neoprene	Inboard	Gasket & Cap	8	14,29	65,00	50,20	Spline drive
17.200.105	003-0901	Neoprene	Inboard	Gasket & Cap	9	22,50	96,00	63,10	Spline drive
17.200.135	003-1201	Neoprene	Inboard	Cap	12	22,50	95,00	63,10	Spline drive
17.200.114	003-1201	Neoprene	Inboard	Cap	10	14,29	65,00	50,10	Spline drive
17.200.157*	008-1001	Neoprene	Inboard		10	13,42	57,18	50,25	Double flat drive
17.200.144*	08-14-1001	Neoprene	Inboard		9	22,50	117,60	88,50	Spline drive
17.200.144*	08-15-0901	Neoprene	Inboard		9	22,50	117,60	88,50	Spline drive
17.200.153*	08-15-1001	Neoprene	Inboard	Gasket	9	20,20	117,60	88,50	Double flat drive
17.200.153*	08-16-0901	Neoprene	Inboard	Gasket	9	20,20	117,60	88,50	Double flat drive
17.200.164	08-19-1201	Neoprene	Inboard	Gasket & Cap	12	20,10	84,00	73,50	Key drive F
17.200.120	08-20-1201	Neoprene	Inboard	Gasket & Cap	12	15,90	65,20	41,30	Key drive F
17.200.107	08-21-1201	Neoprene	Inboard	Gasket & Cap	12	14,29	57,00	31,60	Spline drive
17.200.108	08-22-1201	Neoprene	Inboard	Gasket, Key & Cap	12	15,93	57,00	31,60	Key drive F
17.200.186*	08-30-1201	Neoprene	Inboard	Cap	12	22,50	96,50	130,00	Spline drive
17.200.121	08-31-0601	Neoprene	Inboard	Gasket & Bolt	6	12,00	39,60	19,20	Pin drive
17.200.166	08-32-1201	Neoprene	Inboard	Gasket	12	12,80	56,60	19,80	Key drive F
17.200.182*	08-33-1201	Neoprene	Inboard	Gasket & Bolt	12	20,70	94,50	101,50	Puller drive
17.200.183*	08-34-1201	Neoprene	Inboard	Gasket	12	20,00	94,50	79,80	Puller drive
17.200.181*	08-35-1201	Neoprene	Inboard	Gasket	12	16,10	84,00	73,00	Puller drive
17.200.167	08-36-1201	Neoprene	Inboard	Gasket	12	16,00	65,00	51,20	Key drive F
17.200.129	08-37-0601	Neoprene	Inboard		6	12,75	50,80	22,10	Key drive F
17.200.103	08-38-1201	Neoprene	Inboard	Gasket & Cap	12	15,90	62,00	31,70	Key drive F
17.200.146	08-39-0601	Neoprene	Inboard	Bolt	10	12,17	51,80	22,00	Pin drive
17.200.101	08-39-0601	Neoprene	Inboard	Gasket & Bolt	6	12,17	50,80	22,10	Pin drive
17.200.155	08-40-0801	Neoprene	Inboard		8	14,29	58,65	36,65	Spline drive
17.200.100	08-41-0601	Neoprene	Inboard	Gasket & Bolt	6	9,54	39,60	18,94	Pin drive
17.200.102	08-46-0801	Neoprene	Inboard	Cap	8	15,90	65,00	50,20	Key drive F
17.200.115*	086-0901	Neoprene	Inboard	Cap	9	22,50	95,00	88,50	Spline drive
17.200.145	086-0901	Neoprene	Inboard	Gasket & Cap	12	22,50	95,00	88,50	Spline drive
17.200.145	086-1201	Neoprene	Inboard	Gasket & Cap	12	22,50	95,00	88,50	Spline drive
17.200.152*	088-1201	Neoprene	Inboard		12	20,20	95,00	88,50	Double flat drive
17.200.161	09-42-1001	Neoprene	Inboard		10	14,29	65,00	68,20	Spline drive
17.200.162	09-44-1201	Neoprene	Inboard	Gasket	12	22,50	65,80	80,00	Spline drive
17.200.163*	09-45-1201	Neoprene	Inboard	Gasket	12	22,50	95,00	95,00	Spline drive
17.200.159	09-47-0801	Neoprene	Inboard	Gasket & Cap	8	11,40	66,50	50,60	Double flat drive 1
17.200.179*	09-491001	Neoprene	Inboard	Gasket & Bolt	10	20,70	114,30	109,50	Puller drive
17.200.124	09-105-1201	Neoprene	Inboard		12	14,29	57,00	48,20	Spline drive
17.200.150*	09-105-1201	Neoprene	Inboard		12	14,29	57,15	48,25	Spline drive
17.200.165	09-106-1201	Neoprene	Inboard	Gasket	12	15,95	62,20	22,40	Key drive F
17.200.190	09-107-0601	Neoprene	Inboard	Gasket	6	12,20	19,00	40,00	Single flat drive
17.200.116	09-108-0601	Neoprene	Inboard	Gasket 7 Bolt	6	12,66	50,80	22,10	Pin drive
17.200.214*	09-201-1001	Nitrile	Inboard	Cap	10	14,29	65,00	50,10	Spline drive
17.200.148*	09-201-1001	Neoprene	Inboard		10	16,85	65,00	50,70	Single flat drive
17.200.109	09-201-1003	Neoprene	Inboard	Cap	8	16,85	66,50	50,60	Single flat drive

IMPELLERS - REPLACEMENT JMP



17.200.167




17.200.121

Art. nr.	Replaces	Material	Type	Including	Blades	A mm	B mm	C mm	Type hole
17.200.130	6000-01	Neoprene	Inboard		6	8,00	31,75	12,00	Single flat drive
17.200.121	7000-01	Neoprene	Inboard	Gasket & Bolt	6	12,00	39,60	19,20	Pin drive
17.200.100	7001-01	Neoprene	Inboard	Gasket & Bolt	6	9,54	39,60	18,94	Pin drive
17.200.190	7013-01	Neoprene	Inboard	Gasket	6	12,20	19,00	40,00	Single flat drive
17.200.101	7050-01	Neoprene	Inboard	Gasket & Bolt	6	12,17	50,80	22,10	Pin drive
17.200.116	7051-01	Neoprene	Inboard	Gasket & Bolt	6	12,66	50,80	22,10	Pin drive
17.200.129	7052-01	Neoprene	Inboard		6	12,75	50,80	22,10	Key drive F
17.200.138	7053-01	Neoprene	Inboard		6	7,31	51,30	22,00	Single flat drive
17.200.146	7070-01	Neoprene	Inboard	Bolt	10	12,17	51,80	22,00	Pin drive
17.200.156*	7071-01	Neoprene	Inboard	Gasket & Bolt	10	12,66	51,80	22,00	Pin drive
17.200.107	7100-01	Neoprene	Inboard	Gasket & Cap	12	14,29	57,00	31,60	Spline drive
17.200.166	7110-01	Neoprene	Inboard	Gasket	12	12,80	56,60	19,80	Key drive F
17.200.150*	7136-01	Neoprene	Inboard		12	14,29	57,15	48,25	Spline drive
17.200.165	7172-01	Neoprene	Inboard	Gasket	12	15,95	62,20	22,40	Key drive F
17.200.103	7192-01	Neoprene	Inboard	Gasket & Cap	12	15,90	62,00	31,70	Key drive F
17.200.155	7200-01	Neoprene	Inboard		8	14,29	58,65	36,65	Spline drive
17.200.120	7300-01	Neoprene	Inboard	Gasket & Cap	12	15,90	65,20	41,30	Key drive F
17.200.167	7352-01	Neoprene	Inboard	Gasket	12	16,00	65,00	51,20	Key drive F
17.200.162	7376-01	Neoprene	Inboard	Gasket	12	22,50	65,80	80,00	Spline drive
17.200.106	7400-01	Neoprene	Inboard	Gasket & Cap	8	14,29	65,00	50,20	Spline drive
17.200.102	7410-01	Neoprene	Inboard	Cap	8	15,90	65,00	50,20	Key drive F
17.200.161	7420-01	Neoprene	Inboard		10	14,29	65,00	68,20	Spline drive
17.200.114	7426-01	Neoprene	Inboard	Cap	10	14,29	65,00	50,10	Spline drive
17.200.177	7446-01	Neoprene	Inboard	Gasket & Cap	8	14,29	65,20	75,65	Spline drive
17.200.164	7600-01	Neoprene	Inboard	Gasket & Cap	12	20,10	84,00	73,50	Key drive
17.200.181*	7608-01	Neoprene	Inboard	Gasket	12	16,10	84,00	73,00	Puller d
17.200.105	8000-01	Neoprene	Inboard	Gasket & Cap	9	22,50	96,00	63,10	Spline drive
17.200.135	8100-01	Neoprene	Inboard	Cap	12	22,50	95,00	63,10	Spline drive
17.200.115*	8200-01	Neoprene	Inboard	Cap	9	22,50	95,00	88,50	Spline drive
17.200.152*	8300-01	Neoprene	Inboard		12	20,20	95,00	88,50	Double flat drive
17.200.145	8301-01	Neoprene	Inboard	Gasket & Cap	12	22,50	95,00	88,50	Spline drive
17.200.163*	8326-01	Neoprene	Inboard	Gasket	12	22,50	95,00	95,00	Spline drive
17.200.182*	8350-01	Neoprene	Inboard	Gasket & Cap	12	20,70	94,50	101,50	Puller drive
17.200.192	8359-01	Neoprene	Inboard	Gasket & Cap	12	20,00	94,50	101,50	Puller drive
17.200.153*	9000-01	Neoprene	Inboard	Gasket	9	20,20	117,60	88,50	Double flat drive
17.200.144*	9001-01	Neoprene	Inboard		9	22,50	117,60	88,50	Spline drive

IMPELLERS - REPLACEMENT CUMMINS



17.200.190



17.200.181



17.200.182

Art. nr.	Replaces	Material	Type	Including	Blades	A mm	B mm	C mm	Type hole
17.200.190	132-0415	Neoprene	Inboard		6	12,20	19,00	40,00	Single flat drive
17.200.106	650607	Neoprene	Inboard		8	14,29	65,00	50,20	Spline drive
17.200.164	3802444	Neoprene	Inboard		12	20,10	84,00	73,50	Key drive F
17.200.164	3897337	Neoprene	Inboard		12	20,10	84,00	73,50	Key drive F
17.200.164	3916852	Neoprene	Inboard		12	20,10	84,00	73,50	Key drive F
17.200.164	3925236	Neoprene	Inboard		12	20,10	84,00	73,50	Key drive F
17.200.181*	3974456	Neoprene	Inboard		12	16,10	84,00	73,00	Puller drive
17.200.182*	4019403	Neoprene	Inboard		12	20,70	94,50	101,50	Puller drive
17.200.105	10556540	Neoprene	Inboard		9	22,50	96,00	63,10	Spline drive
17.200.114	879194186	Neoprene	Inboard		10	14,29	65,00	50,10	Spline drive

IMPELLERS - REPLACEMENT YANMAR



17.200.124



17.200.108



17.200.100

Art. nr.	Replaces	Material	Type	Including	Blades	A mm	B mm	C mm	Type hole
17.200.100	104211-42070	Neoprene	Inboard	Gasket & Bolt	6	9,54	39,60	18,94	Pin drive
17.200.100	104211-42071	Neoprene	Inboard	Gasket & Bolt	6	9,54	39,60	18,94	Pin drive
17.200.129	104223-42091	Neoprene	Inboard		6	12,75	50,80	22,10	Key drive F
17.200.162	119574-42550	Neoprene	Inboard	Gasket	12	22,50	65,80	80,00	Spline drive
17.200.162	119574-42552	Neoprene	Inboard	Gasket	12	22,50	65,80	80,00	Spline drive
17.200.161	119593-42200	Neoprene	Inboard		10	14,29	65,00	68,20	Spline drive
17.200.161	119593-42202	Neoprene	Inboard		10	14,29	65,00	68,20	Spline drive
17.200.124	119773-42600-01	Neoprene	Inboard		12	14,29	57,00	48,20	Spline drive
17.200.129	124223-42092	Neoprene	Inboard		6	12,75	50,80	22,10	Key drive F
17.200.108	124310-46090	Neoprene	Inboard	Gasket, Key & Cap	12	15,93	57,00	31,60	Key drive F
17.200.106	127610-42200	Neoprene	Inboard	Gasket & Cap	8	14,29	65,00	50,20	Spline drive
17.200.114	127610-42200	Neoprene	Inboard	Cap	10	14,29	65,00	50,10	Spline drive
17.200.107	127610-42270	Neoprene	Inboard	Gasket & Cap	12	14,29	57,00	31,60	Spline drive
17.200.130	128170-42070	Neoprene	Inboard		6	8,00	31,75	12,00	Single flat drive
17.200.113	128176-42071	Neoprene	Inboard		6	8,00	31,30	11,90	Single flat drive
17.200.129	128296-42070	Neoprene	Inboard		6	12,75	50,80	22,10	Key drive F
17.200.129	128620-42200	Neoprene	Inboard		6	12,75	50,80	22,10	Key drive F
17.200.165	128620-42200	Neoprene	Inboard	Gasket	12	15,95	62,20	22,40	Key drive F
17.200.192	128620-42201	Neoprene	Inboard	Gasket & Bolt	12	20,00	94,50	101,50	Puller drive
17.200.101	128990-42200	Neoprene	Inboard	Gasket & Bolt	6	12,17	50,80	22,10	Pin drive
17.200.107	129470-42530	Neoprene	Inboard	Gasket & Cap	12	14,29	57,00	31,60	Spline drive
17.200.107	129470-42532	Neoprene	Inboard	Gasket & Cap	12	14,29	57,00	31,60	Spline drive
17.200.107	129670-42531	Neoprene	Inboard	Gasket & Cap	12	14,29	57,00	31,60	Spline drive
17.200.108	145410-46090	Neoprene	Inboard	Gasket, Key & cap	12	15,93	57,00	31,60	Key drive F

IMPELLERS - REPLACEMENT VOLVO



17.200.177



17.200.533



17.200.102

Art. nr.	Replaces	Material	Type	Including	Blades	A mm	B mm	C mm	Type hole
17.200.100	803729	Neoprene	Inboard	Gasket & Bolt	6	9,54	39,60	18,94	Pin drive
17.200.116	804696	Neoprene	Inboard	Gasket & Bolt	6	12,66	50,80	22,10	Pin drive
17.200.105	807904	Neoprene	Inboard	Gasket & Cap	9	22,50	96,00	63,10	Spline drive
17.200.102	818680	Neoprene	Inboard	Cap	8	15,90	65,00	50,20	Key drive F
17.200.170	831182	Neoprene	Inboard	Gasket & Key	12	16,00	57,00	31,60	Key drive F
17.200.100	833550	Neoprene	Inboard	Gasket & Bolt	6	9,54	39,60	18,94	Pin drive
17.200.121	833995	Neoprene	Inboard	Gasket & Bolt	6	12,00	39,60	19,20	Pin drive
17.200.133	834794	Neoprene	Inboard	Gasket	10	14,29	57,18	50,25	Spline drive
17.200.103	835512-5	Neoprene	Inboard	Gasket & Cap	12	15,90	62,00	31,70	Key drive F
17.200.120	835874	Neoprene	Inboard	Gasket & Cap	12	15,90	65,20	41,30	Key drive F
17.200.530	858955		Bellow						
17.200.107	860203	Neoprene	Inboard	Gasket & Cap	12	14,29	57,00	31,60	Spline drive
17.200.531	860396		Bellow						
17.200.121	875583-7	Neoprene	Inboard	Gasket & Bolt	6	12,00	39,60	19,20	Pin drive
17.200.170	875575-3	Neoprene	Inboard	Gasket & Key	12	16,00	57,00	31,60	Key drive F
17.200.106	875593-6	Neoprene	Inboard	Gasket & Cap	8	14,29	65,00	50,20	Spline drive
17.200.105	875660-3	Neoprene	Inboard	Gasket & Cap	9	22,50	96,00	63,10	Spline drive
17.200.145	875697	Neoprene	Inboard	Gasket & Cap	12	22,50	95,00	88,50	Spline drive
17.200.105	875736-1	Neoprene	Inboard	Gasket & Cap	9	22,50	96,00	63,10	Spline drive
17.200.100	875807-0	Neoprene	Inboard	Gasket & Bolt	6	9,54	39,60	18,94	Pin drive
17.200.116	875808-8	Neoprene	Inboard	Gasket & Bolt	6	12,66	50,80	22,10	Pin drive
17.200.145	875814	Neoprene	Inboard	Gasket & Cap	12	22,50	95,00	88,50	Spline drive
17.200.505	875828-6		Bellow						
17.200.505	875829-4		Bellow	Acc. Kit					
17.200.505	875848-4		Bellow	Acc. Kit					
17.200.133	876120	Neoprene	Inboard	Gasket	10	14,29	57,18	50,25	Spline drive
17.200.510	876294-0		Bellow	Acc. Kit					
17.200.100	876554-7	Neoprene	Inboard	Gasket & Bolt	6	9,54	39,60	18,94	Pin drive
17.200.505	876631-3		Bellow	Acc. Kit					
17.200.505	876633-9		Bellow						
17.200.116	876690	Neoprene	Inboard	Gasket & Bolt	6	12,66	50,80	22,10	Pin drive
17.200.162	876771	Neoprene	Inboard	Gasket	12	22,50	65,80	80,00	Spline drive
17.200.106	877061-2	Neoprene	Inboard	Gasket & Cap	8	14,29	65,00	50,20	Spline drive
17.200.135	877066	Neoprene	Inboard	Cap	12	22,50	95,00	63,10	Spline drive
17.200.107	877400	Neoprene	Inboard	Gasket & Cap	12	14,29	57,00	31,60	Spline drive
17.200.116	897055	Neoprene	Inboard	Gasket & Bolt	6	12,66	50,80	22,10	Pin drive
17.200.514	983973		Bellow	Acc. Kit					
17.200.380	3555413-8	Neoprene	Outboard		12	10,00	39,60	14,30	Key drive 4
17.200.116	3580066	Neoprene	Inboard	Gasket & Bolt	6	12,66	50,80	22,10	Pin drive
17.200.177	3583602	Neoprene	Inboard	Gasket & Cap	8	14,29	65,20	75,65	Spline drive
17.200.178	3584350	Neoprene	Inboard	Gasket	12	14,29	57,00	48,20	Spline drive


IMPELLERS - REPLACEMENT VOLVO - CONT




Art. nr.	Replaces	Material	Type	Including	Blades	A mm	B mm	C mm	Type hole
17.200.100	3586494	Neoprene	Inboard	Gasket & Bolt	6	9,54	39,60	18,94	Pin drive
17.200.121	3586496	Neoprene	Inboard	Gasket & Bolt	6	12,00	39,60	19,20	Pin drive
17.200.116	3586497	Neoprene	Inboard	Gasket & Bolt	6	12,66	50,80	22,10	Pin drive
17.200.177	3588474	Neoprene	Inboard	Gasket & Cap	8	14,29	65,20	75,65	Spline drive
17.200.114	3588475	Neoprene	Inboard	Cap	10	14,29	65,00	50,10	Spline drive
17.200.177	3588476	Neoprene	Inboard	Gasket & Cap	8	14,29	65,20	75,65	Spline drive
17.200.538*	3588753		Bellow	Acc. Kit					
17.200.178	3588914	Neoprene	Inboard	Gasket	12	14,29	57,00	48,20	Spline drive
17.200.177	3593573	Neoprene	Inboard	Gasket & Cap	8	14,29	65,20	75,65	Spline drive
17.200.116	3593659	Neoprene	Inboard	Gasket & Bolt	6	12,66	50,80	22,10	Pin drive
17.200.178	3593660	Neoprene	Inboard	Gasket	12	14,29	57,00	48,20	Spline drive
17.200.537*	3594509		Bellow	Acc. Kit					
17.200.537*	3808898		Bellow	Acc. Kit					
17.200.177	3819486	Neoprene	Inboard	Gasket & Cap	8	14,29	65,20	75,65	Spline drive
17.200.177	3819486	Neoprene	Inboard	Gasket & Cap	8	14,29	65,20	75,65	Spline drive
17.200.163	3830459	Neoprene	Inboard	Gasket	12	22,50	95,00	95,00	Spline drive
17.200.106	3841697	Neoprene	Inboard	Gasket & Cap	8	14,29	65,00	50,20	Spline drive
17.200.178	3842786	Neoprene	Inboard	Gasket	12	14,29	57,00	48,20	Spline drive
17.200.528	3850426		Bellow	Acc. Kit					
17.200.534	3852696		Bellow						
17.200.514	384148		Bellow	Acc. Kit					
17.200.514	3854127		Bellow	Acc. kit					
17.200.103	3854286	Neoprene	Inboard	Gasket & Cap	12	15,90	62,00	31,70	Key drive F
17.200.107	3855546	Neoprene	Inboard	Gasket & Cap	12	14,29	57,00	31,60	Spline drive
17.200.107	3856039	Neoprene	Inboard	Gasket & Cap	12	14,29	57,00	31,60	Spline drive
17.200.533	3858139		Bellow	Acc. Kit					
17.200.107	3858256	Neoprene	Inboard	Gasket & Cap	12	14,29	57,00	31,60	Spline drive
17.200.533	3860384		Bellow	Acc. Kit					
17.200.107	3862281	Neoprene	Inboard	Gasket & Cap	12	14,29	57,00	31,60	Spline drive
17.200.107	3862567	Neoprene	Inboard	Gasket & Cap	12	14,29	57,00	31,60	Spline drive
17.200.189	3862567	Neoprene	Inboard	Gasket & Cap	12	14,29	57,00	32,05	Spline drive
17.200.162	3887761	Neoprene	Inboard	Gasket	12	22,50	65,80	80,00	Spline drive
17.200.536	3888916		Bellow	Acc. Kit					
17.200.178	21212794	Neoprene	Inboard	Gasket	12	14,29	57,00	48,20	Spline drive
17.200.189	21213660	Neoprene	Inboard	Gasket & Cap	12	14,29	57,00	32,05	Spline drive
17.200.178	21213664	Neoprene	Inboard	Gasket	12	14,29	57,00	48,20	Spline drive
17.200.105	21430184	Neoprene	Inboard	Gasket & Cap	9	22,50	96,00	63,10	Spline drive
17.200.105	21730344	Neoprene	Inboard	Gasket & Cap	9	22,50	96,00	63,10	Spline drive
17.200.121	21951342	Neoprene	Inboard	Gasket & Bolt	6	12,00	39,60	19,20	Pin drive
17.200.116	21951344	Neoprene	Inboard	Gasket & Bolt	6	12,66	50,80	22,10	Pin drive
17.200.107	21951346	Neoprene	Inboard	Gasket & Cap	12	14,29	57,00	31,60	Spline drive
17.200.107	21951348	Neoprene	Inboard	Gasket & Cap	12	14,29	57,00	31,60	Spline drive
17.200.189	21951348	Neoprene	Inboard	Gasket & Cap	12	14,29	57,00	32,05	Spline drive
17.200.170	21951350	Neoprene	Inboard	Gasket & Key	12	16,00	57,00	31,60	Key drive F
17.200.178	21951352	Neoprene	Inboard	Gasket	12	14,29	57,00	48,20	Spline drive
17.200.106	21951356	Neoprene	Inboard	Gasket & Cap	8	14,29	65,00	50,20	Spline drive
17.200.162	21951358	Neoprene	Inboard	Gasket	12	22,50	65,80	80,00	Spline drive
17.200.105	21951360	Neoprene	Inboard	Gasket & Cap	9	22,50	96,00	63,10	Spline drive
17.200.135	21951362	Neoprene	Inboard	Cap	12	22,50	95,00	63,10	Spline drive
17.200.145	21951364	Neoprene	Inboard	Gasket & Cap	12	22,50	95,00	88,50	Spline drive
17.200.100	21972908	Neoprene	Inboard	Gasket & Bolt	6	9,54	39,60	18,94	Pin drive
17.200.160*	PM14320/620	Neoprene	Inboard		8	15,93	65,20	50,20	Key drive F

5 IMPELLERS

IMPELLERS - REPLACEMENT SOLE DIESEL



17.200.106



17.200.107



17.200.123

Art. nr.	Replaces	Material	Type	Including	Blades	A mm	B mm	C mm	Type hole
17.200.123	312.11.008	Neoprene	Inboard	Bolt	6	12,00	52,00	25,00	Pin drive
17.200.131	321.11.008	Neoprene	Inboard	Bolt	6	10,00	39,60	19,20	Pin drive
17.200.106	347.11.008	Neoprene	Inboard	Gasket & Cap	8	14,29	65,00	50,20	Spline drive
17.200.107	351.11.008	Neoprene	Inboard	Gasket & Cap	12	14,29	57,00	31,60	Spline drive

IMPELLERS - REPLACEMENT NANNI



17.200.121

art. nr/	Ersetzt	Material	Type	Including	Blades	A mm	B mm	C mm	Type hole
17.200.121	434013	Neoprene	Inboard	Gasket & Bolt	6	12,00	39,60	19,20	Pin drive
17.200.101	434014	Neoprene	Inboard	Gasket & Bolt	6	12,17	50,80	22,10	Pin drive

IMPELLERS - REPLACEMENT MERCURY/MARINER/MERCURISER



17.200.312



17.200.377



17.200.316

Art. nr.	Replaces	Material	Type	Including	Blades	A mm	B mm	C mm	Type hole
17.200.512	18654A1		Bellow	Acc. Kit					
17.200.513	23-30617A2		Bellow	Acc. Kit					
17.200.508	32-14358T		Bellow						
17.200.507	32-44348T		Bellow						
17.200.532	32-807458T		Bellow						
17.200.511	32-90949T		Bellow						
17.200.522	36223A2		Bellow	Acc. Kit					
17.200.377	47-16154B	Neoprene	Outboard		6	10,25	33,60	14,20	Key drive R
17.200.377	47-16154-3	Neoprene	Outboard		6	10,25	33,60	14,20	Key drive R
17.200.378	47-19453T	Neoprene	Outboard		6	19,25	78,20	25,15	Key drive R
17.200.312	47-20268	Neoprene	Outboard		6	19,13	51,80	19,00	Key drive R
17.200.331*	47-20813	Neoprene	Outboard		6	16,00	38,50	21,80	Key drive R
17.200.309*	47-22748	Neoprene	Outboard		6	11,60	32,00	14,40	Key drive R
17.200.313	47-30221	Neoprene	Outboard	Gasket	6	22,30	60,00	33,80	Key drive R
17.200.318	47-42038	Neoprene	Outboard		6	13,00	58,80	11,70	Key drive R
17.200.301	47-43026-2	Neoprene	Outboard		6	22,40	89,00	32,50	Key drive R
17.200.301	430262Q02	Neoprene	Outboard		6	22,40	89,00	32,50	Key drive R
17.200.301	47-430262T2	Neoprene	Outboard		6	22,40	89,00	32,50	Key drive R
17.200.344	47-436065-2	Neoprene	Outboard		6	12,00	40,00	18,00	Key drive R
17.200.109	47-59362Q01	Neoprene	Inboard	Cap	8	16,85	66,50	50,60	Single flat drive
17.200.109	47-59362T1	Neoprene	Inboard	Cap	8	16,85	66,50	50,60	Single flat drive
17.200.310	47-65957	Neoprene	Outboard		6	11,60	32,00	14,40	Key drive R
17.200.311	47-65958	Neoprene	Outboard	Gasket	6	15,95	51,20	19,05	Key drive R
17.200.312	47-65959	Neoprene	Outboard		6	19,13	51,80	19,00	Key drive R
17.200.313	47-65960	Neoprene	Outboard	Gasket	6	22,30	60,00	33,80	Key drive R
17.200.314	47-68988	Neoprene	Outboard		6	11,00	32,00	14,35	Key drive R
17.200.106	47-801332602	Neoprene	Inboard	Gasket & Cap	8	14,29	65,00	50,20	Spline drive
17.200.313	47-803631T	Neoprene	Outboard	Gasket	6	22,30	60,00	33,80	Key drive R
17.200.161	47-8131311350	Neoprene	Inboard		10	14,29	65,00	68,20	Spline drive
17.200.320	47-84027	Neoprene	Outboard		6	13,00	40,00	22,00	Key drive F
17.200.326	47-84797	Neoprene	Outboard		6	16,15	69,50	12,72	Key drive F
17.200.326	47-84797M	Neoprene	Outboard		6	16,15	69,50	12,72	Key drive F
17.200.326	47-85089-10	Neoprene	Outboard		6	16,15	69,50	12,72	Key drive F
17.200.315	47-85089-3	Neoprene	Outboard		6	16,00	73,00	12,60	Key drive R
17.200.159	47-862232A2	Neoprene	Inboard	Gasket & Cap	8	11,40	66,50	50,60	Double flat drive 1
17.200.314	47-89980	Neoprene	Outboard		6	11,00	32,00	14,35	Key drive R
17.200.310	47-89981	Neoprene	Outboard		6	11,60	32,00	14,40	Key drive R
17.200.311	47-89982	Neoprene	Outboard	Gasket	6	15,95	51,20	19,05	Key drive R
17.200.312	47-89983T	Neoprene	Outboard		6	19,13	51,80	19,00	Key drive R
17.200.313	47-89984T4	Neoprene	Outboard	Gasket	6	22,30	60,00	33,80	Key drive R
17.200.396	47-95289/2	Neoprene	Outboard		6	12,00	41,00	14,00	Key drive 4
17.200.321	47-95611M	Neoprene	Outboard		6	14,00	40,00	22,00	Key drive F
17.200.325	47-96305M	Neoprene	Outboard		6	11,00	40,00	12,60	Key drive F
17.200.316	47-97108	Neoprene	Outboard		6	18,05	51,80	19,00	Key drive F
17.200.313	47-F694065	Neoprene	Outboard	Gasket	6	22,30	60,00	33,80	Key drive R

5 IMPELLERS

IMPELLERS - REPLACEMENT MERCURY/MARINER/MERCURISER



Art. nr.	Replaces	Material	Type	Including	Blades	A mm	B mm	C mm	Type hole
17.200.524	53114A1		Bellow						
17.200.516	60932A4		Bellow	Acc. Kit					
17.200.523	70981A3		Bellow						
17.200.513	74639		Bellow	Acc. Kit					
17.200.513	74639A2		Bellow	Acc. Kit					
17.200.520	78458A1		Bellow	Acc. Kit					
17.200.515	816431A1		Bellow	Acc. Kit					
17.200.509	86840A3		Bellow	Acc. Kit					

IMPELLERS - REPLACEMENT YAMAHA



17.200.325



17.200.124




17.200.389

Art. nr.	Replaces	Material	Type	Including	Blades	A mm	B mm	C mm	Type hole
17.200.389*	6AW-44352-00	Neoprene	Outboard		6	24,60	89,00	36,00	Key drive F
17.200.325	6E0-44352-00-00	Neoprene	Outboard		6	11,00	40,00	12,60	Key drive F
17.200.371	6E5-44352-00-00	Neoprene	Outboard		6	22,40	89,00	31,00	Key drive F
17.200.371	6E5-44352-01-00	Neoprene	Outboard		6	22,40	89,00	31,00	Key drive F
17.200.352	6F5-44352-00-00	Neoprene	Outboard		6	16,04	69,80	22,10	Key drive F
17.200.302	6G1-44352-00-00	Neoprene	Outboard		6	11,90	40,00	18,00	Key drive F
17.200.316	6H3-44352-00-00	Neoprene	Outboard		6	18,05	51,80	19,00	Key drive F
17.200.385	6H4-44352-02-00	Neoprene	Outboard	Gasket	6	26,10	51,20	19,05	Key drive F
17.200.384	6L2-44352-00-00	Neoprene	Outboard		6	13,97	51,20	19,05	Key drive F
17.200.322	6L5-44352-00-00	Neoprene	Outboard		6	10,00	36,00	14,50	Key drive F
17.200.124	6TA-12457-00	Neoprene	Inboard		12	14,29	57,00	48,20	Spline drive
17.200.120	6TA-12457-00	Neoprene	Inboard	Gasket & Cap	12	15,90	65,20	41,30	Key drive F
17.200.363	63V-44352-01-00	Neoprene	Outboard		6	12,85	53,00	14,00	Key drive F
17.200.324	646-44352-01-00	Neoprene	Outboard		6	11,15	47,50	13,70	Key drive F
17.200.321	662-44352-01-00	Neoprene	Outboard		6	14,00	40,00	22,00	Key drive F
17.200.364	67F-44352-00-00	Neoprene	Outboard		6	20,00	58,20	34,70	Key drive F
17.200.320	68-44352-01-00	Neoprene	Outboard		6	13,00	40,00	22,00	Key drive F
17.200.323	688-44352-03-00	Neoprene	Outboard		6	20,10	58,00	30,00	Key drive F
17.200.326	689-44352-02-00	Neoprene	Outboard		6	16,15	69,50	12,72	Key drive F
17.200.368	68T-44352-00-00	Neoprene	Outboard		6	11,60	14,00	14,00	Key drive F
17.200.316	697-44352-00-00	Neoprene	Outboard		6	18,05	19,00	19,00	Key drive F
17.200.103	YSC-101-03-01-OC	Neoprene	Outboard	Gasket & Cap	12	15,90	31,70	31,70	Key drive F

IMPELLERS - REPLACEMENT SUZUKI



17.200.365



17.200.319



17.200.393

Art. nr.	Replaces	Material	Type	Including	Blades	A mm	B mm	C mm	Type hole
17.200.365	17461-87E00	Neoprene	Outboard		6	22,20	78,30	26,00	Key drive F
17.200.365	17461-87E10	Neoprene	Outboard		6	22,20	78,30	26,00	Key drive F
17.200.365	17461-87E11	Neoprene	Outboard		6	22,20	78,30	26,00	Key drive F
17.200.367	17461-90J00	Neoprene	Outboard		6	24,40	86,00	31,70	Key drive F
17.200.367	17461-90J01	Neoprene	Outboard		6	24,40	86,00	31,70	Key drive F
17.200.319	17461-92D02	Neoprene	Outboard		6	12,20	42,00	20,00	Key drive F
17.200.398*	17461-93001	Neoprene	Outboard		6	15,25	70,50	12,10	Key drive F
17.200.398*	17461-93004	Neoprene	Outboard		6	15,25	70,50	12,10	Key drive F
17.200.319	17461-93901	Neoprene	Outboard		6	12,20	42,00	20,00	Key drive F
17.200.329	17461-93902	Neoprene	Outboard		6	13,20	39,30	22,00	Key drive F
17.200.319	17461-93903	Neoprene	Outboard		6	12,20	42,00	20,00	Key drive F
17.200.393*	17461-93J00	Neoprene	Outboard		5	24,30	87,00	39,00	Key drive F
17.200.367	17461-94510	Neoprene	Outboard		6	24,40	86,00	31,70	Key drive F
17.200.367	17461-94511	Neoprene	Outboard		6	24,40	86,00	31,70	Key drive F
17.200.361	17461-94700	Neoprene	Outboard		6	17,10	67,00	19,00	Key drive F
17.200.312	17461-95201	Neoprene	Outboard		6	19,13	51,80	19,00	Key drive F
17.200.360*	17461-95300	Neoprene	Outboard		6	20,00	67,50	19,00	Key drive F
17.200.360*	17461-95501	Neoprene	Outboard		6	20,00	67,50	19,00	Key drive F
17.200.362	17461-96301	Neoprene	Outboard	Gasket	6	17,10	67,00	16,50	Key drive F
17.200.399*	17461-96400	Neoprene	Outboard		6	17,20	67,00	16,16	Key drive F
17.200.399*	17461-96402	Neoprene	Outboard		6	17,20	67,00	16,16	Key drive F
17.200.336	17461-98501	Neoprene	Outboard		6	10,00	41,00	14,00	Key drive 4
17.200.336	17461-98502	Neoprene	Outboard		6	10,00	41,00	14,00	Key drive 4
17.200.336	17461-98503	Neoprene	Outboard		6	10,00	41,00	14,00	Key drive 4

IMPELLERS - REPLACEMENT OMC/JOHNSON/EVINRUDE



17.200.396

Art. nr.	Replaces	Material	Type	Including	Blades	A mm	B mm	C mm	Type asgat
17.200.396	314812	Neoprene	Outboard		6	12,00	41,00	14,00	Key drive 4
17.200.350	277181	Neoprene	Outboard		6	10,93	69,00	12,72	Key drive F
17.200.351	375638	Neoprene	Outboard		6	12,75	69,00	12,72	Key drive F
17.200.349	377178	Neoprene	Outboard		6	14,00	69,00	12,72	Key drive F
17.200.352	377230	Neoprene	Outboard		6	16,04	69,80	22,10	Key drive F
17.200.366	378891	Neoprene	Outboard		6	16,00	69,00	12,72	Key drive F
17.200.356	379475	Neoprene	Outboard		6	22,30	109,50	24,80	Key drive F
17.200.369	382221	Neoprene	Outboard		6	11,00	47,60	14,10	Key drive F
17.200.307	382547	Neoprene	Outboard		6	19,25	91,50	25,40	Key drive F
17.200.306	385072	Neoprene	Outboard	Key	6	19,13	89,00	31,90	Key drive F
17.200.370	385289	Neoprene	Outboard		6	15,94	51,20	19,05	Key drive 3
17.200.355	386084	Neoprene	Outboard		6	12,75	38,40	17,80	Key drive R
17.200.358	387361	Neoprene	Outboard	Gasket	6	10,94	38,40	17,80	Key drive R
17.200.357	388702	Neoprene	Outboard	Gasket	6	15,95	51,20	19,05	Key drive R
17.200.354	389576	Neoprene	Outboard		6	11,20	38,40	17,90	Key drive F
17.200.345	389589	Neoprene	Outboard		6	16,04	69,20	22,25	Key drive R
17.200.305	389642	Neoprene	Outboard		6	22,30	89,00	31,90	Key drive F
17.200.374	389983	Neoprene	Outboard		6	15,94	51,20	19,05	Key drive F
17.200.353	390286	Neoprene	Outboard		6	17,50	51,20	19,05	Key drive F
17.200.370	395289	Neoprene	Outboard	Key	6	15,94	51,20	19,05	Key drive 3
17.200.308	395864	Neoprene	Outboard	O-ring & Key	6	22,31	89,00	32,03	Key drive 3
17.200.303	396725	Neoprene	Outboard	Key	6	19,15	91,50	25,40	Key drive 3
17.200.346	396809	Neoprene	Outboard	Key	6	16,04	70,00	22,30	Key drive 3
17.200.308	397131	Neoprene	Outboard	O-ring & Key	6	22,31	89,00	32,03	Key drive 3
17.200.372	432941	Neoprene	Outboard	Key	3	19,15	91,30	25,40	Key drive 3
17.200.303	432954	Neoprene	Outboard	Key	6	19,15	91,50	25,40	Key drive 3
17.200.332	433915	Neoprene	Outboard		3	11,12	39,00	17,70	Key drive R
17.200.332	433935	Neoprene	Outboard		3	11,12	39,00	17,70	Key drive R
17.200.350	434424	Neoprene	Outboard		6	10,93	69,00	12,72	Key drive F
17.200.308	435748	Neoprene	Outboard	O-ring & Key	6	22,31	89,00	32,03	Key drive 3
17.200.308	435821	Neoprene	Outboard	O-ring & Key	6	22,31	89,00	32,03	Key drive 3
17.200.354	436137	Neoprene	Outboard	Gasket	6	11,20	38,40	17,90	Key drive F
17.200.373	437059	Neoprene	Outboard	Key	3	19,15	91,30	25,40	Key drive 3
17.200.303	437080	Neoprene	Outboard	Key	6	19,15	91,50	25,40	Key drive 3
17.200.373	438592	Neoprene	Outboard	Key	3	19,15	91,30	25,40	Key drive 3
17.200.351	775518	Neoprene	Outboard		6	12,75	69,00	12,72	Key drive F
17.200.349	775519	Neoprene	Outboard		6	14,00	69,00	12,72	Key drive F
17.200.366	775521	Neoprene	Outboard		6	16,00	69,00	12,72	Key drive F
17.200.356	777130	Neoprene	Outboard		6	22,30	109,50	24,80	Key drive F
17.200.305	777212	Neoprene	Outboard		6	22,30	89,00	31,90	Key drive F
17.200.352	777213	Neoprene	Outboard		6	16,04	69,80	22,10	Key drive F
17.200.346	777214	Neoprene	Outboard	Key	6	16,04	70,00	22,30	Key drive 3
17.200.506	911826		Bellow						
17.200.527	914036		Bellow	Acc. Kit					
17.200.317	983895	Neoprene	Outboard		10	12,76	58,50	40,41	Specific drive
17.200.514	983973		Bellow	Acc. Kit					
17.200.394	986465	Neoprene	Outboard		10	12,70	58,50	21,50	Specific drive
17.200.514	987467		Bellow	Acc. Kit					
17.200.308	5001593	Neoprene	Outboard	O-ring & Key	6	22,31	89,00	32,03	Key drive 3
17.200.521	912374-1		Bellow						

IMPELLERS - REPLACEMENT SELVA



17.200.316



17.200.371



17.200.304

Art. nr.	Replaces	Material	Type	Including	Blades	A mm	B mm	C mm	Type hole
17.200.371	6E5-44352-01	Neoprene	Outboard		6	22,40	89,00	31,00	Key drive F
17.200.316	6H3-44352-00	Neoprene	Outboard		6	18,05	51,80	19,00	Key drive F
17.200.385	6H4-44352-02	Neoprene	Outboard	Gasket	6	16,10	51,20	19,05	Key drive F
17.200.363	63V-44352-01	Neoprene	Outboard		6	12,85	53,00	14,00	Key drive F
17.200.364	67F-44352-00	Neoprene	Outboard		6	20,00	58,20	34,70	Key drive F
17.200.368	68T-44352-00	Neoprene	Outboard		6	11,60	53,00	14,00	Key drive F
17.200.375*	8095010	Neoprene	Outboard		6	12,20	43,00	12,00	Key drive F
17.200.387	8095020	Neoprene	Outboard		6	13,20	48,00	15,00	Key drive R
17.200.376*	8095040	Neoprene	Outboard		6	12,20	48,50	15,00	Key drive R
17.200.386	8095050	Neoprene	Outboard		6	15,20	53,00	20,50	Key drive R
17.200.304*	8095060	Neoprene	Outboard		8	18,20	58,60	22,50	Key drive R

IMPELLERS - REPLACEMENT HONDA



17.200.301

Art. nr.	Replaces	Material	Type	Including	Blades	A mm	B mm	C mm	Type hole
17.200.327	19210-881-003	Neoprene	Outboard		8	13,15	41,00	23,00	Single flat drive
17.200.327	19210-881-A02	Neoprene	Outboard		8	13,15	41,00	23,00	Single flat drive
17.200.328	19210-ZV4-013	Neoprene	Outboard		6	13,15	41,00	28,55	Single flat drive
17.200.343	19210-ZV5-003	Neoprene	Outboard		6	14,10	41,00	28,55	Key drive F
17.200.338	19210-ZV5-003	Neoprene	Outboard		6	17,20	55,75	20,20	Key drive F
17.200.339	19210-ZV7-003	Neoprene	Outboard		6	17,20	55,75	20,20	Key drive F
17.200.301	19210-ZW1-003	Neoprene	Outboard		6	22,40	89,00	32,50	Key drive R
17.200.301	19210-ZW1-303	Neoprene	Outboard		6	22,40	89,00	32,50	Key drive R
17.200.337	19210ZW-B02	Neoprene	Outboard		6	23,35	87,80	31,00	Key drive F
17.200.337	19210-ZW1-B04	Neoprene	Outboard		6	23,35	87,80	31,00	Key drive F
17.200.347	19210-ZW9-003	Neoprene	Outboard		6	13,00	45,60	14,80	Key drive F
17.200.347	19210-ZW9-013	Neoprene	Outboard		6	13,00	45,60	14,80	Key drive F
17.200.348	19210-ZW9-A31	Neoprene	Outboard		6	16,20	45,60	14,80	Key drive F
17.200.348	19210-ZW9-A32	Neoprene	Outboard		6	16,20	45,60	14,80	Key drive F
17.200.391*	19210-ZY3-003	Neoprene	Outboard		6	26,00	89,75	31,30	Key drive F

5 IMPELLERS

IMPELLERS - REPLACEMENT TOHATSU



17.200.344



17.200.388



17.200.379

Art. nr.	Replaces	Material	Type	Including	Blades	A mm	B mm	C mm	Type hole
17.200.344	3B2-65021-1	Neoprene	Outboard		6	12,00	40,00	18,00	Key drive R
17.200.344	3B2-65021-1M	Neoprene	Outboard		6	12,00	40,00	18,00	Key drive R
17.200.388	3B7-021-2	Neoprene	Outboard		6	20,30	65,75	35,20	Key drive F
17.200.388	3C7-65021-1	Neoprene	Outboard		6	20,30	65,75	35,20	Key drive F
17.200.388	3C7-65021-1M	Neoprene	Outboard		6	20,30	65,75	35,20	Key drive F
17.200.379	3C8-65021-2	Neoprene	Outboard		6	17,20	50,40	20,20	Key drive F
17.200.379	3C8-65021-2M	Neoprene	Outboard		6	17,20	50,40	20,20	Key drive F
17.200.382	3R0-650210M	Neoprene	Outboard		6	17,20	44,25	20,25	Key drive F
17.200.396	309-65021-1	Neoprene	Outboard		6	12,00	41,00	14,00	Key drive 4
17.200.396	309-65021-1M	Neoprene	Outboard		6	12,00	41,00	14,00	Key drive 4
17.200.383	334-65021-0	Neoprene	Outboard		8	13,97	40,80	23,40	Key drive F
17.200.383	334-65021-0M	Neoprene	Outboard		8	13,97	40,80	23,40	Key drive F
17.200.382	645-65021-0	Neoprene	Outboard		6	17,20	44,25	20,25	Key drive F
17.200.377	369-65021-1	Neoprene	Outboard		6	10,25	33,60	14,20	Key drive R
17.200.377	369-65021-1M	Neoprene	Outboard		6	10,25	33,60	14,20	Key drive R

IMPELLERS: REPLACEMENT PARSUN



17.200.363



17.200.325



17.200.322

Art. nr.	Replaces	Material	Type	Including	Blades	A mm	B mm	C mm	Type hole
17.200.322	F2,6-030000100	Neoprene	Outboard		6	10,00	36,00	14,50	Key drive F
17.200.325	F15-06050000	Neoprene	Outboard		6	11,00	40,00	12,60	Key drive F
17.200.385	F25-04040000	Neoprene	Outboard	Gasket	6	16,10	51,20	19,05	Key drive F
17.200.363	F4-03060000	Neoprene	Outboard		6	12,85	53,00	14,00	Key drive F

IMPELLERS - REPLACEMENT CHRYSLER/FORCE



17.200.313



17.200.335

Art. nr.	Replaces	Material	Type	Including	Blades	A mm	B mm	C mm	Type hole
17.200.390*	47-803630T	Neoprene	Outboard		6	21,00	57,20	29,60	Key drive F
17.200.313	47-803631T	Neoprene	Outboard	Gasket	6	22,30	60,00	33,80	Key drive R
17.200.392*	47-F40065-2	Neoprene	Outboard		10	15,95	57,50	14,65	Key drive F
17.200.342*	47-F433065	Neoprene	Outboard		6	15,95	57,00	15,00	Key drive 1
17.200.334*	47-F436065-2	Neoprene	Outboard		6	12,85	57,00	14,80	Key drive 1
17.200.335*	47-F462065	Neoprene	Outboard		10	14,35	57,50	15,00	Key drive 1
17.200.390*	47-F553065-1	Neoprene	Outboard		6	21,00	57,20	29,60	Key drive F
17.200.330	47-F525065	Neoprene	Outboard		6	11,00	36,50	18,10	Key drive 2
17.200.313	47-F694065	Neoprene	Outboard	Gasket	6	22,30	60,00	33,80	Key drive R
17.200.397*	47-F84064	Neoprene	Outboard		12	20,80	56,60	19,80	Key drive F

IMPELLERS - REPLACEMENT CATERPILLAR



17.200.182



17.200.177



17.200.145

Art. nr	Replaces	Material	Type	Including	Blades	A mm	B mm	C mm	Type hole
17.200.182*	1095324	Neoprene	Inboard	Gasket & Bolt	12	20,70	94,50	101,50	Puller drive
17.200.182*	1095327	Neoprene	Inboard	Gasket & Bolt	12	20,70	94,50	101,50	Puller drive
17.200.182*	1230492	Neoprene	Inboard	Gasket & Bolt	12	20,70	94,50	101,50	Puller drive
17.200.182*	1239785	Neoprene	Inboard	Gasket & Bolt	12	20,70	94,50	101,50	Puller drive
17.200.105	1L4774	Neoprene	Inboard	Gasket & Cap	9	22,50	96,00	63,10	Spline drive
17.200.164	1W5664	Neoprene	Inboard	Gasket & Cap	12	20,10	84,00	73,50	Key drive F
17.200.106	3N1906	Neoprene	Inboard	Gasket & Cap	8	14,29	65,00	50,20	Spline drive
17.200.177	3N5895	Neoprene	Inboard	Gasket & Cap	8	14,29	65,20	75,65	Spline drive
17.200.145	4L8470	Neoprene	Inboard	Gasket & Cap	12	22,50	95,00	88,50	Spline drive
17.200.135	5N9360	Neoprene	Inboard	Cap	12	22,50	95,00	63,10	Spline drive
17.200.114	7C-3286	Neoprene	Inboard	Cap	10	14,29	65,00	50,10	Spline drive

IMPELLERS - REPLACEMENT BUKH




Art. nr.	Replaces	Material	Type	Including	Blades	A mm	B mm	C mm	Type hole
17.200.100	610G0102	Neoprene	Inboard		6	9,54	39,60	18,94	Pin drive

5 IMPELLERS

IMPELLERS - REPLACEMENT PERKINS



17.200.156




17.200.103

Art. nr.	Replaces	Material	Type	Including	Blades	A mm	B mm	C mm	Type hole
17.200.114	0460024	Neoprene	Inboard	Cap	10	14,29	65,00	50,10	Spline drive
17.200.105	0460027	Neoprene	Inboard	Gasket & Cap	9	22,50	96,00	63,10	Spline drive
17.200.145	1460027	Neoprene	Inboard	Gasket & Cap	12	22,50	95,00	88,50	Spline drive
17.200.107	0460038	Neoprene	Inboard	Gasket & Cap	12	14,29	57,00	31,60	Spline drive
17.200.114	24880031	Neoprene	Inboard	Cap	10	14,29	65,00	50,10	Spline drive
17.200.103	24880178	Neoprene	Inboard	Gasket & Cap	12	15,90	62,00	31,70	Key drive F
17.200.107	24880190	Neoprene	Inboard	Gasket & Cap	12	14,29	57,00	31,60	Spline drive
17.200.156*	24880194	Neoprene	Inboard	Gasket & Bolt	10	12,66	51,80	22,00	Pin drive
17.200.100	24880272	Neoprene	Inboard	Gasket & Bolt	6	9,54	39,60	18,94	Pin drive
17.200.103	NA900010	Neoprene	Inboard	Gasket & Cap	12	15,90	62,00	31,70	Key drive F
17.200.120	NA900012	Neoprene	Inboard	Gasket & Cap	12	15,90	65,20	41,30	Key drive F

IMPELLERS - REPLACEMENT DETROIT DIESEL



17.200.105



17.200.106



17.200.135

Art. nr.	Replaces	Material	Type	Including	Blades	A mm	B mm	C mm	Type hole
17.200.105	5193553	Neoprene	Inboard		9	22,50	96,00	63,10	Spline drive
17.200.106	5193602	Neoprene	Inboard		8	14,29	65,00	50,20	Spline drive
17.200.145	5196168	Neoprene	Inboard		12	22,50	95,00	88,50	Spline drive
17.200.135	8924838	Neoprene	Inboard		12	22,50	95,00	63,10	Spline drive

IMPELLERS - REPLACEMENT RENAULT



17.200.122




17.200.127




17.200.128

Art. nr.	Replaces	Material	Type	Including	Blades	A mm	B mm	C mm	Type hole
17.200.128*	48300006	Neoprene	Inboard		8	17,00	66,00	32,00	Key drive F
17.200.128*	48300007	Neoprene	Inboard		8	17,00	66,00	32,00	Key drive F
17.200.122*	48300008	Neoprene	Inboard	Cap	8	17,00	65,00	48,60	Key drive F
17.200.127	48300037	Neoprene	Inboard		6	10,00	50,80	22,10	Key drive F
17.200.127	48300055	Neoprene	Inboard		6	10,00	50,80	22,10	Key drive F
17.200.100	RC16D	Neoprene	Inboard	Gasket & Bolt	6	9,54	39,60	18,94	Pin drive
17.200.106	RC320D	Neoprene	Inboard	Gasket & Cap	8	14,29	65,00	50,20	Spline drive
17.200.105	RD210D	Neoprene	Inboard	Gasket & Cap	9	22,50	96,00	63,10	Spline drive

IMPELLERS - REPLACEMENT CRUSADER




17.200.120




17.200.103

Art. nr.	Replaces	Material	Type	Including	Blades	A mm	B mm	C mm	Type hole
17.200.120	20300	Neoprene	Inboard	Gasket & Cap	12	15,90	65,20	41,30	Key drive F
17.200.103	1003026	Neoprene	Inboard	Gasket & Cap	12	15,90	62,00	31,70	Key drive F

IMPELLERS - REPLACEMENT WESTERBEKE



17.200.166



17.200.165


Art. nr.	Replaces	Material	Type	Including	Blades	A mm	B mm	C mm	Type hole
17.200.103	11418	Neoprene	Inboard	Gasket & Cap	12	15,90	62,00	31,70	Key drive F
17.200.166	11764	Neoprene	Inboard	Gasket	12	12,80	56,60	19,80	Key drive F
17.200.103	11907	Neoprene	Inboard	Gasket & Cap	12	15,90	62,00	31,70	Key drive F
17.200.121	32620	Neoprene	Inboard	Gasket & Bolt	6	12,00	39,60	19,20	Pin Drive
17.200.121	33032	Neoprene	Inboard	Gasket & Bolt	6	12,00	39,60	19,20	Pin drive
17.200.103	33104	Neoprene	Inboard	Gasket & Cap	12	15,90	62,00	31,70	Key drive F
17.200.166	33112	Neoprene	Inboard	Gasket	12	12,80	56,60	19,80	Key drive F
17.200.120	33779	Neoprene	Inboard	Gasket & Cap	12	15,90	65,20	41,30	Key drive F
17.200.101	34440	Neoprene	Inboard	Gasket & Bolt	6	12,17	50,80	22,10	Pin drive
17.200.165	302875	Neoprene	Inboard	Gasket	12	15,95	62,20	22,40	Key drive F

5 IMPELLERS

IMPELLERS - REPLACEMENT KOHLER




17.200.190



17.200.165

Art. nr.	Replaces	Material	Type	Including	Blades	A mm	B mm	C mm	Type hole
17.200.165	229826	Neoprene	Inboard	Gasket	12	15,95	62,20	22,40	Key drive F
17.200.129	229955	Neoprene	Inboard		6	12,75	50,80	22,10	Key drive F
17.200.129	250872	Neoprene	Inboard		6	12,75	50,80	22,10	Key drive F
17.200.190	359978	Neoprene	Inboard	Gasket	6	12,20	19,00	40,00	Single flat drive

IMPELLERS - REPLACEMENT FISCHER PANDA




Art. nr.	Replaces	Material	Type	Including	Blades	A mm	B mm	C mm	Type hole
17.200.107	J009-1027B-1	Neoprene	Inboard	Gasket & Cap	12	14,29	57,00	31,60	Spline drive

IMPELLERS - REPLACEMENT ONAN



17.200.100



17.200.107



17.200.166

Art. nr.	Replaces	Material	Type	Including	Blades	A mm	B mm	C mm	Type hole
17.200.107	08-21-1201	Neoprene	Inboard	Gasket & Cap	12	14,29	57,00	31,60	Spline drive
17.200.103	132-0117	Neoprene	Inboard	Gasket & Cap	12	15,90	62,00	31,70	Key drive F
17.200.107	132-0162	Neoprene	Inboard	Gasket & Cap	12	14,29	57,00	31,60	Spline drive
17.200.103	132-0317	Neoprene	Inboard	Gasket & Cap	12	15,90	62,00	31,70	Key drive F
17.200.120	132-0349	Neoprene	Inboard	Gasket & Cap	12	15,90	65,20	41,30	Key drive F
17.200.166	132-0375	Neoprene	Inboard	Gasket	12	12,80	56,60	19,80	Key drive F
17.200.100	132-0859	Neoprene	Inboard	Gasket & Bolt	6	9,54	39,60	18,94	Pin drive

IMPELLERS- REPLACEMENT OBERDORFER




17.200.105



17.200.102

Art. nr.	Replaces	Material	Type	Including	Blades	A mm	B mm	C mm	Type hole
17.200.102	6603	Neoprene	Inboard	Cap	8	15,90	65,00	50,20	Key drive F
17.200.138	6617	Neoprene	Inboard		6	7,31	51,30	22,00	Single flat drive
17.200.110	6617	Neoprene	Inboard		6	7,31	50,80	22,10	Single flat drive
17.200.120	8922	Neoprene	Inboard	Gasket & Cap	12	15,90	65,20	41,30	Key drive F
17.200.135	7054	Neoprene	Inboard	Cap	12	22,50	95,00	63,10	Spline drive
17.200.108	B6620	Neoprene	Inboard	Gasket, Key & Cap	12	15,93	57,00	31,60	Key drive F
17.200.105	C7054	Neoprene	Inboard	Gasket & Cap	9	22,50	96,00	63,10	Spline drive
17.200.206	C7441	Nitrile	Inboard	Gasket & Cap	8	14,29	65,00	50,20	Spline drive
17.200.135	J050035	Neoprene	Inboard	Cap	12	22,50	95,00	63,10	Spline drive

IMPELLERS - REPLACEMENT KASHIYAMA




17.200.106



17.200.161

Art. nr.	Replaces	Material	Type	Including	Blades	A mm	B mm	C mm	Type hole
17.200.107	KP-30	Neoprene	Inboard	Gasket & Cap	12	14,29	57,00	31,60	Spline drive
17.200.106	SP-70	Neoprene	Inboard	Gasket & Cap	8	14,29	65,00	50,20	Spline drive
17.200.161	SP-130	Neoprene	Inboard		10	14,29	65,00	68,20	Spline drive
17.200.105	SP-200/220	Neoprene	Inboard	Gasket & Cap	9	22,50	96,00	63,10	Spline drive
17.200.115*	SP-280	Neoprene	Inboard	Cap	9	22,50	95,00	88,50	Spline drive


IMPELLERS - REPLACEMENT NIKKISO



17.200.107



17.200.105



17.200.106

Art. nr.	Replaces	Material	Type	Including	Blades	A mm	B mm	C mm	Type hole
17.200.107	F15CBC	Neoprene	Inboard	Gasket & Cap	12	14,29	57,00	31,60	Spline drive
17.200.106	F20CBC	Neoprene	Inboard	Gasket & Cap	8	14,29	65,00	50,20	Spline drive
17.200.105	F40CBC	Neoprene	Inboard	Gasket & Cap	9	22,50	96,00	63,10	Spline drive

5 IMPELLERS

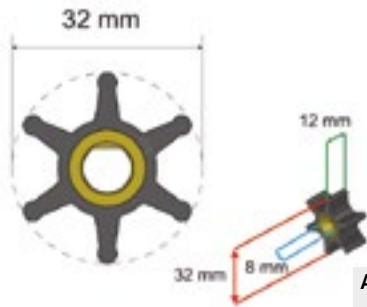
IMPELLERS



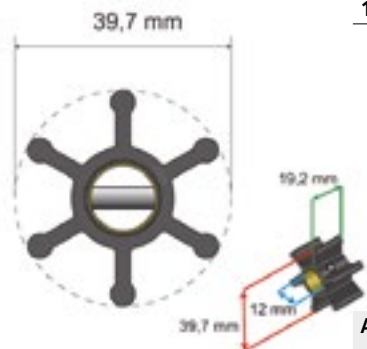
Albin has a wide range of impellers for various maritime applications, such as engine cooling water pumps and other applications. Albin impellers are one of the best impellers in the world.

- Impellers for pleasure boating, commercial shipping and special impellers
- Quality certified according to ISO 9001

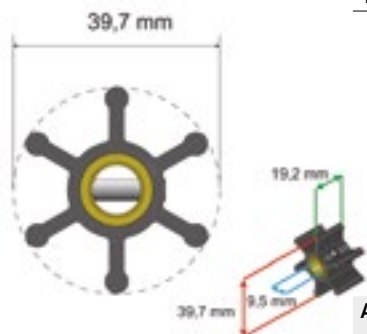
IMPELLERS BOATING



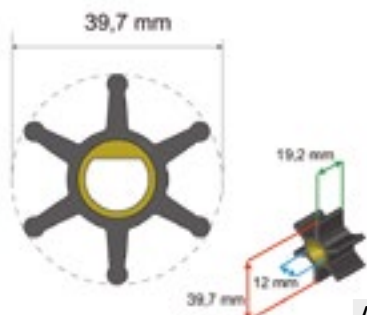
Art.no	Man. no	Replaces Jabsco:	Replaces Johnson:	Replaces Sherwood:	Replaces Volvo Penta:	Replaces Yanmar:	Replaces JMP:
17.200.601	06-01-001	1414-001	-	-	-	124170-42070	-



Art.no	Man. no	Replaces Jabsco:	Replaces Johnson:	Replaces Sherwood:	Replaces Volvo Penta:	Replaces Yanmar:	Replaces JMP:
17.200.602	06-01-002	22405-001	09-808B-1	-	875583	-	-

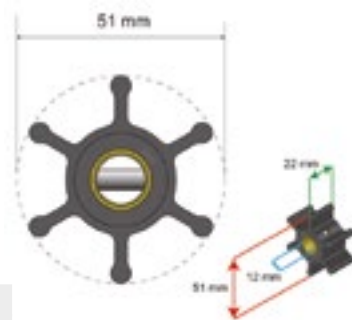


Art.no	Man. no	Replaces Jabsco:	Replaces Johnson:	Replaces Sherwood:	Replaces Volvo Penta:	Replaces Yanmar:	Replaces JMP:
17.200.603	06-01-003	4528-0001	09-806B-1	9979K	803729	104211-42070	-

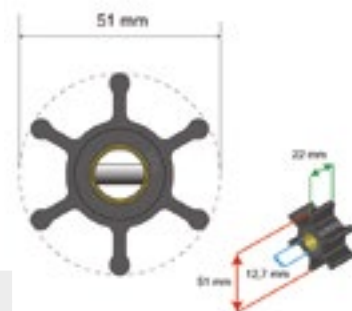


Art.no	Man. no	Replaces Jabsco:	Replaces Johnson:	Replaces Sherwood:	Replaces Volvo Penta:	Replaces Yanmar:	Replaces JMP:
17.200.604	06-01-004	-	-	0800K	-	-	-

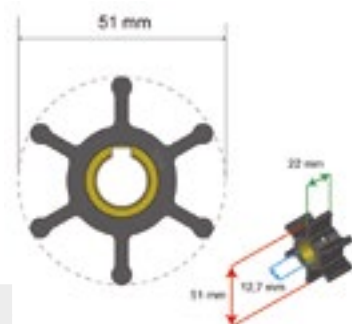
Art.no	Man. no	Replaces Jabco:	Replaces Johnson:	Replaces Sherwood:	Replaces Volvo Penta:	Replaces Yanmar:	Replaces JMP:
17.200.605	06-01-005	653-001	09-810B-1	-	-	-	-



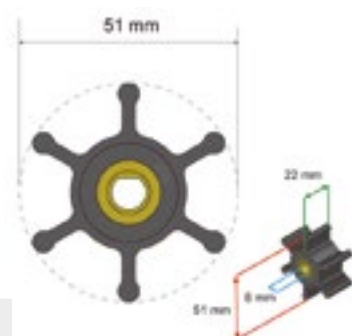
Art.no	Man. no	Replaces Jabco:	Replaces Johnson:	Replaces Sherwood:	Replaces Volvo Penta:	Replaces Yanmar:	Replaces JMP:
17.200.606	06-01-006	673-0001	09-1026B-1	-	3593659	-	-



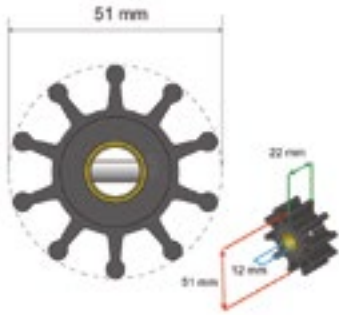
Art.no	Man. no	Replaces Jabco:	Replaces Johnson:	Replaces Sherwood:	Replaces Volvo Penta:	Replaces Yanmar:	Replaces JMP:
17.200.607	06-01-007	22799-0001	-	-	-	124223-42091	-



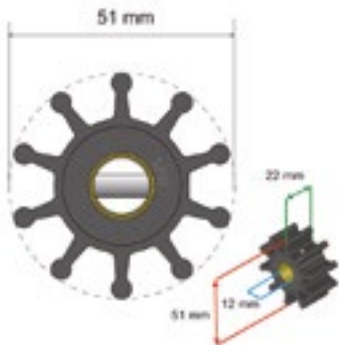
Art.no	Man. no	Replaces Jabco:	Replaces Johnson:	Replaces Sherwood:	Replaces Volvo Penta:	Replaces Yanmar:	Replaces JMP:
17.200.608	06-01-008	6303-0001	09-824P-1	-	-	-	-
17.200.609	06-01-009	6303-0003	09-824P-9	-	-	-	7053-02




5 IMPELLERS



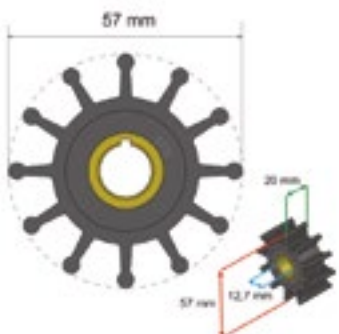
Art.no	Man. no	Replaces Jabsco:	Replaces Johnson:	Replaces Sherwood:	Replaces Volvo Penta:	Replaces Yanmar:	Replaces JMP:
17.200.610	06-01-010	18653-0001	-	-	-	-	-



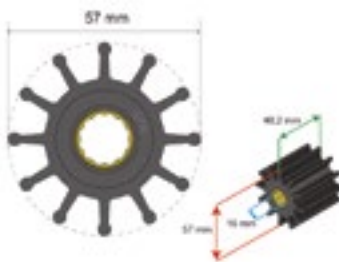
Art.no	Man. no	Replaces Jabsco:	Replaces Johnson:	Replaces Sherwood:	Replaces Volvo Penta:	Replaces Yanmar:	Replaces JMP:
17.200.611	06-01-011	18673-0001	-	-	-	-	-



Art.no	Man. no	Replaces Jabsco:	Replaces Johnson:	Replaces Sherwood:	Replaces Volvo Penta:	Replaces Yanmar:	Replaces JMP:
17.200.612	06-01-012	1210-0001	09-1027B-1	-	825940	129470-42530	-

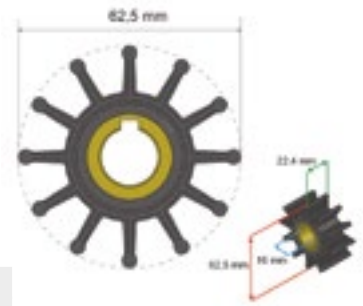


Art.no	Man. no	Replaces Jabsco:	Replaces Johnson:	Replaces Sherwood:	Replaces Volvo Penta:	Replaces Yanmar:	Replaces JMP:
17.200.613	06-01-013	-	-	10077K	-	-	-

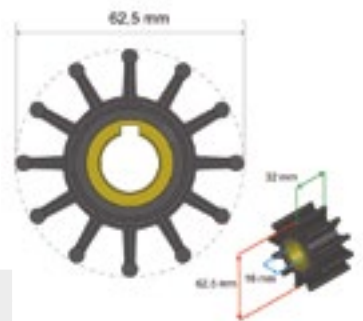


Art.no	Man. no	Replaces Jabsco:	Replaces Johnson:	Replaces Sherwood:	Replaces Volvo Penta:	Replaces Yanmar:	Replaces JMP:
17.200.614	06-01-014	13554-0001	09-812B-1	-	3588914	-	-

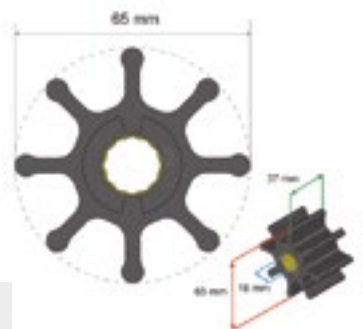
Art.no	Man. no	Replaces Jabsco:	Replaces Johnson:	Replaces Sherwood:	Replaces Volvo Penta:	Replaces Yanmar:	Replaces JMP:
17.200.615	06-01-015	-	-	09000K	-	-	-



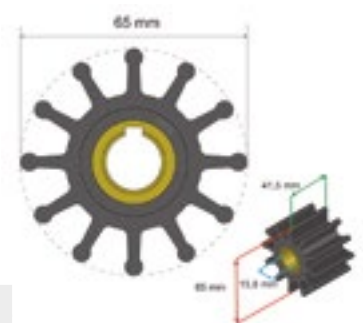
Art.no	Man. no	Replaces Jabsco:	Replaces Johnson:	Replaces Sherwood:	Replaces Volvo Penta:	Replaces Yanmar:	Replaces JMP:
17.200.616	06-01-016	18838-0001	09-701B-1	9959K	-	-	-



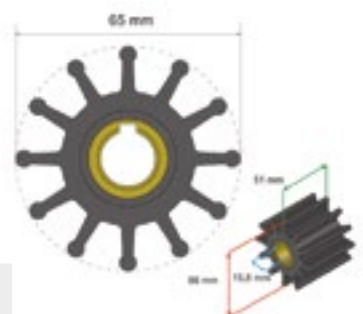
Art.no	Man. no	Replaces Jabsco:	Replaces Johnson:	Replaces Sherwood:	Replaces Volvo Penta:	Replaces Yanmar:	Replaces JMP:
17.200.617	06-01-017	11979-0001	-	-	-	122610-42021	-



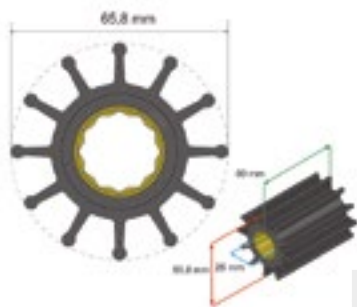
Art.no	Man. no	Replaces Jabsco:	Replaces Johnson:	Replaces Sherwood:	Replaces Volvo Penta:	Replaces Yanmar:	Replaces JMP:
17.200.618	06-01-018	18948-0001	09-702B-1	10615K	-	-	-



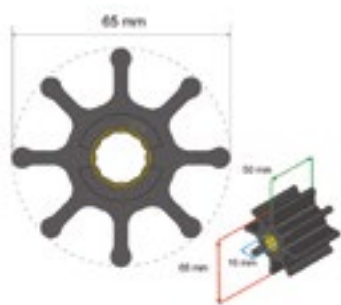
Art.no	Man. no	Replaces Jabsco:	Replaces Johnson:	Replaces Sherwood:	Replaces Volvo Penta:	Replaces Yanmar:	Replaces JMP:
17.200.619	06-01-019	18327-0001	-	15000K	-	-	-



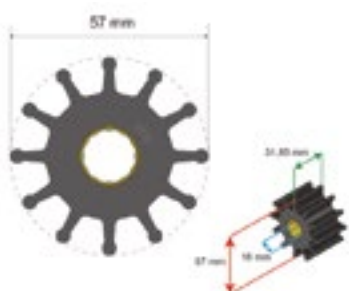
5 IMPELLERS



Art.no	Man. no	Replaces Jabsco:	Replaces Johnson:	Replaces Sherwood:	Replaces Volvo Penta:	Replaces Yanmar:	Replaces JMP:
17.200.620	06-01-020	-	09-821BT-1	-	876771	119574-42550	-

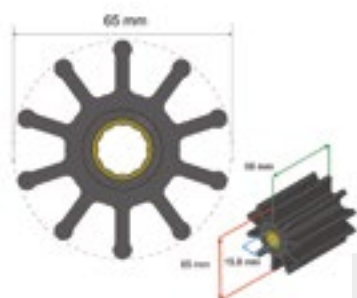


Art.no	Man. no	Replaces Jabsco:	Replaces Johnson:	Replaces Sherwood:	Replaces Volvo Penta:	Replaces Yanmar:	Replaces JMP:
17.200.621	06-01-021	920-0001	09-1028B-1	18200K	877061	123325-42020	-



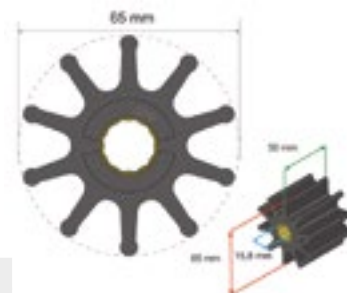
Art.no	Man. no	Replaces Jabsco:	Replaces Johnson:	Replaces Sherwood:	Replaces Volvo Penta:	Replaces Yanmar:	Replaces JMP:
17.200.635	06-01-037	-	09-1027B-10	-	21951348	-	-

IMPELLERS COMMERCIAL SHIPPING

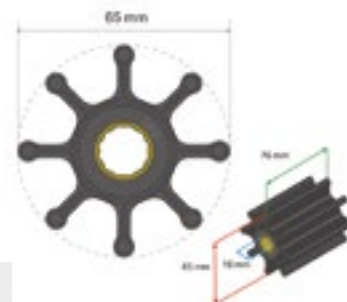


Art.no	Man. no	Replaces Jabsco:	Replaces Johnson:	Replaces Sherwood:	Replaces Volvo Penta:	Replaces Yanmar:	Replaces JMP:
17.200.622	06-02-022	31130-0061	-	-	-	-	7420-01

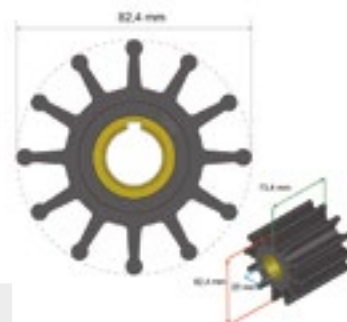
Art.no	Man. no	Replaces Jabsco:	Replaces Johnson:	Replaces Sherwood:	Replaces Volvo Penta:	Replaces Yanmar:	Replaces JMP:
17.200.623	06-02-023	17937-0001	-	-	3588475	-	7426-01



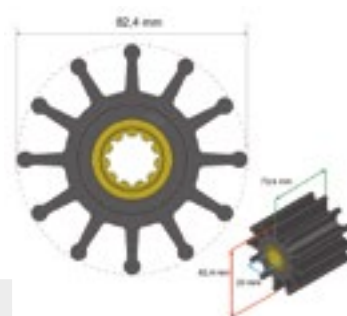
Art.no	Man. no	Replaces Jabsco:	Replaces Johnson:	Replaces Sherwood:	Replaces Volvo Penta:	Replaces Yanmar:	Replaces JMP:
17.200.624	06-02-024	17018-0001	-	-	3593573	-	7446-01



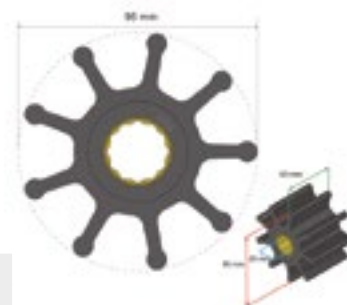
Art.no	Man. no	Replaces Jabsco:	Replaces Johnson:	Replaces Sherwood:	Replaces Volvo Penta:	Replaces Yanmar:	Replaces JMP:
17.200.625	06-02-025	18958-0001	09-704BT-1	17000K	-	-	7600-01



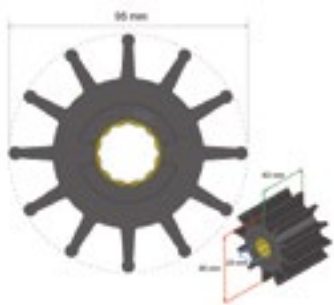
Art.no	Man. no	Replaces Jabsco:	Replaces Johnson:	Replaces Sherwood:	Replaces Volvo Penta:	Replaces Yanmar:	Replaces JMP:
17.200.626	06-02-026	-	-	27000K	-	-	7608-01



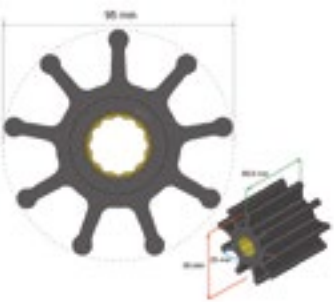
Art.no	Man. no	Replaces Jabsco:	Replaces Johnson:	Replaces Sherwood:	Replaces Volvo Penta:	Replaces Yanmar:	Replaces JMP:
17.200.627	06-02-027	836-0001	09-1029B	-	-	-	8000-01



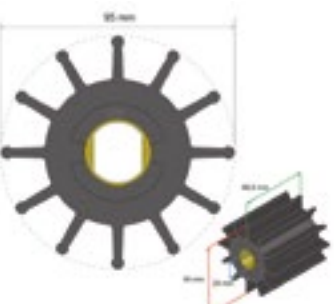
5 IMPELLERS



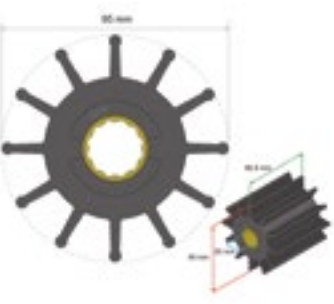
Art.no	Man. no	Replaces Jabsco:	Replaces Johnson:	Replaces Sherwood:	Replaces Volvo Penta:	Replaces Yanmar:	Replaces JMP:
17.200.628	06-02-028	17935-0001	09-819B	-	875660	-	8100-01



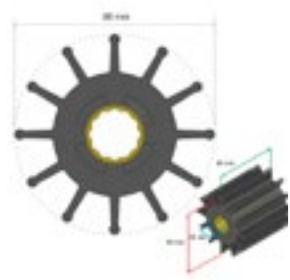
Art.no	Man. no	Replaces Jabsco:	Replaces Johnson:	Replaces Sherwood:	Replaces Volvo Penta:	Replaces Yanmar:	Replaces JMP:
17.200.629	06-02-029	6760-0001	09-802B	-	842857	125613-42762	8200-01



Art.no	Man. no	Replaces Jabsco:	Replaces Johnson:	Replaces Sherwood:	Replaces Volvo Penta:	Replaces Yanmar:	Replaces JMP:
17.200.630	06-02-030	17370-0001	-	-	-	-	8300-01

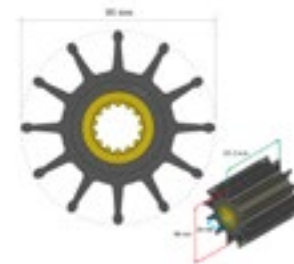


Art.no	Man. no	Replaces Jabsco:	Replaces Johnson:	Replaces Sherwood:	Replaces Volvo Penta:	Replaces Yanmar:	Replaces JMP:
17.200.631	06-02-031	17936-0001	09-814B	-	875660	-	8301-01

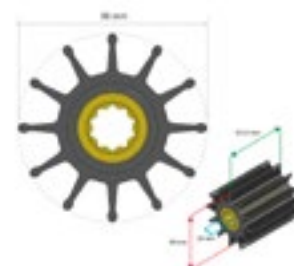


Art.no	Man. no	Replaces Jabsco:	Replaces Johnson:	Replaces Sherwood:	Replaces Volvo Penta:	Replaces Yanmar:	Replaces JMP:
17.200.632	06-02-032	17938-0001	-	-	3830459	-	8326-01

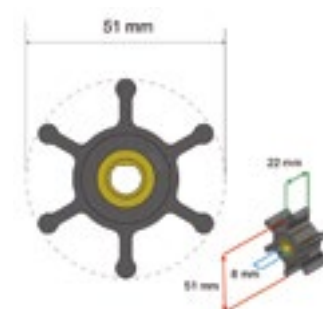
Art.no	Man. no	Replaces Jabasco:	Replaces Johnson:	Replaces Sherwood:	Replaces Volvo Penta:	Replaces Yanmar:	Replaces JMP:
17.200.633	06-02-033	-	09-705BT-01	18000K	-	-	8350-01



Art.no	Man. no	Replaces Jabasco:	Replaces Johnson:	Replaces Sherwood:	Replaces Volvo Penta:	Replaces Yanmar:	Replaces JMP:
17.200.634	06-02-034	-	-	29000K	-	-	8359-01



Art.no	Man. no	Description	Replaces Jabasco:	Replaces Johnson:
17.200.636	06-04-036	Impeller suitable for ballast pump 04-04-013 and 04-04-014	6303-007-P	09-824P-1EZ



IMPELLER REMOVAL TOOL



- Special tool for easy removal of impellers



Art.no	Man. no
17.200.640	06-03-035

IMPELLER INSTALLATION SET



Complete impeller installation set for the most common impeller dimensions. Suitable for five different sizes with a diameter of 40mm, 51mm, 57 mm, 65mm and 95mm. Makes installing the impeller in the pump housing very easy, especially in tight spaces even with one hand.



Art.no	Man. no	Description
17.200.641	06-03-036	impeller installation set

Albin Group

since 1928

albinus[®] *Gobius*[®] albinex[®]



CAPTAINS CHOICE

www.albin.group
info@albin.group

6



Lights, On-Board Electrics



Light on Weight *HEAVY ON POWER*

Designed to outperform traditional lead-acid batteries on the road, on the water or off the grid, enjoy the freedom that comes with having more usable energy in a lightweight, no maintenance package that's safe, reliable and worry-free.

NOW OFFERING RELION LITHIUM BATTERIES FOR MARINE & RV



Drop-in Ready

Available in a variety of BCI standard sizes.



Constant Power

Full power available throughout discharge.



Lighter Weight

50-60% less weight than lead-acid equivalent.



More Usable Capacity

Lithium batteries allow you to use 100% of their capacity, regardless of the rate of discharge.



Longer Life

Up to 10X longer life than lead-acid batteries.



Maintenance Free

Plug, play and charge. No watering.



We Stand Behind Our Product **10 Year Warranty**

reliionbattery.com

NAVICO
GROUP

new BATTERIES LIFEPO4



The Relion range of batteries are suitable for many applications and has a long life cycle. Because of the lithium technology the batteries are very light weight, up to 10 times than its lead-acid counterparts. The lithium batteries are the best solution for long life cycle and trustworthiness. Lithium batteries give more energy with high consumption compared to the classic batteries and need almost no maintenance. Given the long life cycle and the low maintenance makes them a economical interesting investment despite the higher price when buying. Specific charge- and discharge characterises can be downloaded from the website www.lankhorst-taselaar.com, look in the download section.

- Low temperature models; have a heating element build-in for safe charging at low temperatures up to -020° C with a regular lithium charger.
- High power models; are suitable for high current discharge for short periods as needed with starter batteries and thruster batteries.



Art.no	Type	Voltage V-DC	Capacity Ah	Energy Wh	Dim. L x B x H mm	Weight kg	Weatherproofing	Terminals
14.649.401	RB52	12,8	52	665	197 x 166 x 173	6,20	IP66	M8 x 1,25
14.649.402	RB52-LT	12,8	12,8 Low temperature	665	197 x 166 x 173	6,38	IP66	M8 x 1,25
14.649.405	RB75	12,8	75	960	260 x 168 x 210	10,70	IP66	M8 x 1,25
14.649.410	RB100	12,8	100	1280	329 x 172 x 214	11,98	IP66	M8 x 1,25
14.649.411	RB100-HP	12,8	100 High Power	1280	329 x 172 x 214	13,50	IP66	M8 x 1,25
14.649.412	RB100-LT	12,8	100 Low temperature	1280	329 x 172 x 214	12,64	IP66	M8 x 1,25
14.649.415	RB200	12,8	200	2560	522 x 267 x 220	27,70	IP66	M8 x 1,25
14.649.420	RB300	12,8	300	3840	522 x 267 x 220	34,36	IP66	M8 x 1,25
14.649.421	RB300-LT	12,8	300 Low temperature	3840	522 x 267 x 220	34,54	IP66	M8 x 1,25
14.649.425	RB24V52	25,6	52	1331	329 x 172 x 214	13,20	IP66	M8 x 1,25
14.649.430	RB24V100	25,6	100	2560	522 x 267 x 220	27,70	IP66	M8 x 1,25

MAXIMUM
POWER

TALAMEX BATTERIES

*for independent
power supply on board*

TALAMEX BATTERIES



The Talamex batteries are the most economic way of independent power supply. They are the ideal start batteries, by run out protection till a 50° angle (some models even till 90° for a short period of time). The increased shock absorption by the reinforced container makes them very suitable for severe circumstances on board or mobil home. For yachts with a few power consuming accessories these calcium/cadmium technology batteries are also suitable as domestic (house) batteries. The normated sizes make them fit in almost any place and in the future these batteries will last for many years. Suitable for temperatures -30° till +50°.

- Standard sizes
- Ca/Ca and Sb/Ca technology for long life
- European dimensions
- Power Option 12V

Art.no	Weight kg	Capacity (20h/Ah)	Size L x W x H mm
14.649.555	12,7	60	242 x 175 x 190
14.649.575	15,7	70	278 x 175 x 190
14.649.580	21,2	95	354 x 175 x 190
14.649.588	23,0	105	330 x 172 x 218
14.649.620	34,7	120	513 x 189 x 213
14.649.665	39,8	165	513 x 223 x 213
14.649.700	51,5	200	513 x 275 x 220
14.649.725	56,6	225	513 x 275 x 220

Semi Traction (Deep Cycle)

Battery for frequent, prolonged use and suitable for deep discharge. A very suitable battery for battery care and electric boating.

Art.no	Weight kg	Capacity (20h/Ah)	Size L x W x H mm
14.649.905	23,2	105	330 x 172 x 210

PORTABLE BATTERYBOX SMARTBOX X10

The new patent pending SmartBox X10 is a portable universal battery box with no limits! The integrated wheels combined with a telescopic handle makes carrying a heavy battery anywhere, a lightweight and easy task.

- Suitable for batteries up to 120Ah
- High grade polypropylene
- Integrated wheels for easy transport
- Telescopic handle
- Internal cabling
- Incl. strap to fix the box to the floor
- Terminal post, High Current
- Battery Capacity Meter
- Dual USB Socket
- 12V Socket
- Anderson Connector
- Automatic Fuse 60A
- Inner dimensions L x W x H 36cm x 18cm x 22cm
- Outer dimensions L x B x H 40cm x 20cm x 27,5cm

Art.no	Description
14.641.108	Smartbox X10

TALAMEX BATTERY BOX POWERED



Battery box with lid with connection pool for mounted wiring for battery, 2x12V outlet, external wing nut socket for connecting, for example, an electric motor or battery charger. Also, the battery box with a convenient battery tester; with the push of a button are you aware of the battery status.

This battery box is the ideal solution for small ships without fixed vehicle electrics and situations where no direct 12V network is available, such as the use of an electric motor. Furthermore, the battery box is already provided with two fuses to protect: 1x15A for the 12V power outlets and a 30A or 60A fuse for electric motor connection.

- The battery compartment is suitable for battery 105Ah
- Dimensions inside L x W x H 343mm x 194mm x 229mm
- Dimensions outside L x W x H 415mm x 225mm x 300mm
- Battery compartment is equipped with strong handle and comes with belt

Art.no	Main fuse
14.641.105	30A
14.641.106	60A



6 BATTERIES

BATTERY BOXES



- Plastic, with lid and safety strap
- Complies with ISO-10133 installation standards
- Colour black



Art.no	A mm	B mm	C mm	D mm
14.641.100	205	135	210	159
14.641.101	265	175	270	220
14.641.102	325	175	270	220
14.641.050	305	180	259	203
14.641.103	390	185	262	205
14.641.055	Safety tie down strap			

BATTERY BOX



- PVC with cap and safety belt
- Installation acc. to ISO-10133
- Colour black

Art.no	Dimensions inside mm	Pcs
14.641.000	200 x 410 x 200	1
14.641.001	190 x 270 x 200	4

BATTERY HOLDER SS



- Stainless Steel
- Fits all types batteries
- Maximum height 230mm

Art.no	Description
14.642.000	Battery holder Stainless Steel

new BATTERY BOX



- Ventilated battery box
- Four cable openings
- Larger handles with rounded edges



Art.no	Man. no	Outside dimensions L x W x H mm	Inside dimensions L x W x H mm
14.642.010	9065-1	356 x 245 x 270	270 x 178 x 257
14.642.012	9067-1	429 x 245 x 276	332 x 172 x 267

BATTERY TRAY ADJUSTABLE



- Strong plastic battery holder
- Height adjustable.
- Complies with ABYC standard E10
- Patented design

Art.no	Inner dim. (LxW) mm
14.642.001	270 x 171 x 210
14.642.002	308 x 171 x 210

BATTERY TRAY WITH STRAP



- Easy-to-install battery holder for small spaces
- For batteries up to 267mm height
- Including polypropylene band with quick-connect closure

Art.no	Inside dimensions mm
14.642.003	178 x 279
14.642.004	314 x 181

HEAVY DUTY BATTERY TRAY



- Heavy duty plastic battery holder
- Adjustable high top frame, connected to the stainless steel rods
- Complies with ABYC standard E-10

Art.no	Inside dimensions mm
14.642.005	265 x 175
14.642.006	305 x 175
14.642.007	332 x 175

DURACELL PLUS BATTERIES



- Alkaline batteries
- With metal mantle
- Leak proof



Art.no	Type	Volt	Per blist.	Blister per package
14.625.001	MN1500AA	1,5	4	20



Art.no	Type	Volt	Per blist.	Blister per package
14.625.003	MN9100N	1,5	2	10



PowerGuard Pro



PowerGuard Pro Battery Boxes

Designed for the world's toughest environments

- Upward facing vents let gases out while reducing water in-take by 94% - vs. PowerGuard 27 series
- Fits Group 24, 27, and 31 batteries
- Folding entry panels provide easy access to the battery terminals without the need to remove the mounting strap

For more information, please visit new.attwoodmarine.com





www.talamex.com

Art.no	Type	Volt	Per blist.	Blister per package
14.625.004	MN2400AAA	1,5	4	10



Art.no	Type	Volt	Per blist.	Blister per package
14.625.006	MN1300D	1,5	2	10



Art.no	Type	Volt	Per blist.	Blister per package
14.625.007	MN1400C	1,5	2	10



Art.no	Type	Volt	Per blist.	Blister per package
14.625.008	MN1604	9,0	1	1



DURACELL ULTRA BATTERIES



- Super batteries for use in High-Tech equipment

Art.no	Type	Volt	Per blist.	Blister per package
14.625.002	MN1500AA	1,5	4	20



Art.no	Type	Volt	Per blist.	Blister per package
14.625.005	MX2400AAA	1,5	4	10



TALAMEX SMART BATTERY CHARGER



Handy all-round 10A battery charger for charging various types of batteries. This battery charger can also be turned into a 12V power source, in this mode the charger gives 13,6V with a maximum of 5A output. Ideal for connecting, for example, a cool box.

PRODUCT FEATURES:

- The battery charger uses high technology, the five-step loading technique makes it possible to charge batteries up to almost 100% of their original capacity to load
- Automatic diagnosis, recovery, load and maintains batteries for months. Fully automatic charging technique which automatically switches to the correct mode
- Comes with two connection cables; 1 with cable clamps and 1 with eye terminals. The basic cable is permanently mounted to the battery charger which the two supplied charging cables can be easily connected to
- The charger has a 9 step charging mode: 1,5A - 10A - 7,5A - 5A - 4A - 3A - 2A - 1,5A maintenance (trickle charge) and 13,6V / 5A power supply
- No risk of overcharging
- Protected against overheating with built-in cooling fan
- Electronic short-circuit and reverse pole protection
- Works as a 12V power supply (13,6V/5A)

TECHNICAL DATA:

- Input Voltage 200-260VAC, 50Hz
- Output Voltage 12V & 24V (auto-select)
- Efficiency >75%
- Load Voltage 14,4V±0,25V or 28,8V±2%
- Charging current 10A±10% or 7,5A±10% or 5A±10% or 4A±10% or 3A±10% or 2A±0,3A or 1,5A±0,3A
- Max. environment temperature -10°C to +40°C
- Suitable for batteries 12V & 24V lead acid (WET, MF, AGM and GEL)

Art.no

14.661.100

EASY CHARGE PORTABLE



Waterproof portable battery chargers

For people on the move, the EasyCharge portable battery charger offers a reliable solution that can be used on the boat, car, motorcycle, and camper van. With a rugged, ergonomic construction, and waterproof to IP65 standard, the portable chargers have an intuitive control panel and a universal input (120V - 23V) for total worldwide freedom.

Features

- Entry level model with Mastervolt 3-step+ charge characteristic
- Suitable for any type of battery, including Lithium Ion
- Full power up to 40°C
- Includes cable & Euro plug
- Simple switching between 6V and 12V
- Portable and waterproof (IP65)
- Easy to connect through ring terminals, or alligator clips (included)

Easy Charge Portable Specifications	EasyCharge Portable 4,3A
Article number	14.662.010
Man. no.	43510400
General Specifications	
Total charge current	4,3A
Recommended battery capacity: maintain	14 - 120Ah
Recommended battery capacity: charge	14 - 90Ah
Nominal input voltage	230V (90-265V) - 50/60Hz
AC connection	1.8 m (6 ft) cable + Euro plug (CEE7/16)
DC Connection	ring and alligator clip connections, with integrated fuse for additional safety
Dimensions, H x W x D	161 x 72 x 34,7mm
Weight	0,9kg
Approvals	CE, ABYC
Technical Specifications	
Charge characteristic	IUoUo, automatic 3-step+ for Gel/AGM/flooded/Lithium Ion
Temperature range (ambient temp.)	-20°C to 40°C
Protection degree	IP65
Protections	short circuit, reverse polarity, ver voltage, current limited, over-temperature
MasterBus compatible	no

EASY CHARGE



Waterproof fixed-mount battery chargers

The fixed-mount, waterproof units are fully sealed in an epoxy-filled, non-corrosive enclosure, and built to IP68 waterproofing standards, easily meeting global regulations like CE, CSA, CEC, and ABYC. The outputs are completely isolated, and can be used in either series or parallel for higher voltage or current, including 12 or 24V outputs.

Highly efficient and simple to use, these chargers are designed for harsh environments, and are fully salt, shock and vibration tested. Currently, 6A single bank and 10A dual bank types models are available.

A key feature is the 'sense and send' technology, which allows the chargers to detect which batteries need the most charge and prioritise accordingly. The battery chargers have the ability to charge wet, AGM and Gel batteries, with a universal input (120-230V) for total worldwide freedom

Features

- Entry level model with Mastervolt 3-step+ charge characteristic
- Suitable for charging Gel, AGM and flooded batteries
- Full power up to 40°C
- Quick charging function to extend battery life
- Includes cable & Euro plug
- Can charge one or two battery banks
- Sense-Send™ (10A model): determines which battery is being charged first
- Series and parallel configuration
- Stain resistant and waterproof
- International certification

Easy Charge Portable Specifications	EasyCharge 6A	EasyCharge10A
Article number	14.662.011	14.662.012
Man. no.	43310600	43321000
General Specifications		
Total charge current	6A @ 12V	10A @ 12V; 5A @24V
Recommended battery capacity: charge (based on 50 % discharged battery)	to 120Ah	to 120Ah
Nominal input voltage	120/230V (90-265V), 50/60Hz	120/230V (90-265V), 50/60Hz
AC connection	1,2m (4ft) cable + Euro plug	1,2m (4ft) cable + Euro plug
DC Connection	ring terminals	ring terminals
Dimensions, H x W x D	76 x 152 x 51mm	127 x 178 x 51mm
Weight	1,8kg	2,8kg
Approvals	CE, ABYC	CE, ABYC
Technical Specifications		
Charge characteristic	UoUo, automatic 3-step+ for Gel/AGM/flooded	
Temperature range (ambient temp.)	-20°C to 50°C	-20°C to 40°C
Protection degree	IP68	IP68
Protections	spark free, short circuit, reverse polarity, over- voltage, current limited, over-temperature	
MasterBus compatible	no	no



CHARGEMASTER



ChargeMaster Series: Charge your batteries quickly and completely!

Make the most of your batteries with the ChargeMaster series, plugging in and charging anywhere in the world. Mastervolt's ChargeMaster guarantees fast and complete charging of your batteries no matter where you are. Thanks to Mastervolt's innovative 3-step+ charging process, batteries also perform better and last longer.

All ChargeMasters can be easily connected to a MasterBus network with only one cable and one connection (with the exception of the ChargeMaster 12/10, ChargeMaster 12/15-2 and ChargeMaster 24/6). What's more, you have the option for central, local or remote monitoring, configuration and control of your system.

Clear Display

A clearly lit display on the ChargeMaster provides all essential information: charge current, charge voltage, charge phase and battery content measurement and/or battery condition measurement as a percentage of available Ah capacity. The display also provides an indication of MasterBus communication. Three buttons adjacent to the read-out panel allow for easy operating of the entire system.

Features

- For recreational and semi-professional use
- Suitable for any type of battery, including Lithium Ion batteries
- 3-Step+ charging technology for fast and complete charging, also charges depleted batteries
- Memory function prevents overcharging in case of unreliable mains
- Safe and complete charging due to standard safety features
- Charging capacity up to 1000Ah
- Easy to connect and quick to install
- Can charge multiple battery banks simultaneously
- Built-in system functionality (MasterBus) in combination with other Mastervolt products
- Clear control panel
- Supplies your system without battery

Charging your batteries with every voltage

The Mastervolt ChargeMaster supplies a maximum capacity wherever you are via auto-ranging. Auto-ranging ensures perfect fully automatic operation anywhere in the world, regardless of the available mains voltage (90-265 V AC, 50 or 60 Hz). The 3-step+ charging technology guarantees fast and complete charging, while the cos phi 1 regulation gets the most out of limited generator capacity.

Robust Connections

Solid metal-to-metal connectors equipped with strain relief prevent corrosion and overheating.

Charging multiple battery banks

The ChargeMaster series has three equal charge outputs. Those of the smaller ChargeMaster models are pre-installed with two metres of cable for a plug & play solution, while the heavier models have one full output (for example for your service battery) and two outputs of 10 A, ideal for your starter batteries.

DC Power Supply

Even if the batteries are not connected, Mastervolt ChargeMaster battery chargers can provide a constant DC output allowing you to turn on lights or keep the fridge cold.

CHARGEMASTER



ChargeMaster Specifications 12V	ChargeMaster 12/10, Sealed (IP65)	ChargeMaster 12/15-2	ChargeMaster 12/25-3
Article number	14.662.015	14.662.016	14.662.017
Man. no.	43011000	43011500	44010250
General Specifications			
Nominal output voltage	12V	12V	12V
Total charge current	10A @ 14,25V	15A @14,25V	25A @ 13,25V
Number of battery outlets	1	2	3
Charge current second output	n.a	15A	25A
Charge current third output	n.a	n.a	25A
Recommended battery capacity	25 - 100Ah	30 - 150Ah	50 - 250Ah
Nominal input voltage	230V (180-265V) - 50/60Hz	230V (180-265V) - 50/60Hz	120/230V (90-265V) - 50/60Hz
AC connection	cable + plug	cable + plug	2 mtr AC cable
Power supply mode	no	no	yes
Display/read-out	1 LED	1 LED	LED Display
Dimensions, H x W x D	180 x 121 x 50mm	206 x 121 x 50mm	234 x 132 x 60mm
Weight	1kg	1kg	1,8kg
Fastening	4x screw	4x screw	4x screw
Approvals	CE, ABYC A-31, RRR	CE, ABYC A-31, RRR	CE, ABYC A-31, SAE J1171/ISO 8846 ignition protected, RRR
Technical Specification			
Charge characteristic	IUoUo, automatic / 3-step+ for Gel/AGM/ flooded/Lithium Ion	IUoUo, automatic / 3-step + for Gel/AGM/ flooded/Lithium Ion	IUoUo, automatic / 3-step+ for Gel/AGM/ flooded/Lithium Ion
Temperature compensation	no	no	yes
Voltage compensation	automatic	automatic	automatic
DC consumption	< 1mA	< 1mA	< 2mA
Full load consumption (230V AC)	170W	250W	450W
Current Control function	no	no	no
Power factor control	> 0,95	> 0,95	≥ 0,98
Temperature range (ambient temp.)	-25°C to 60°C, > 40°C derating power	-25°C to 60°C, > 40°C derating power	-25°C to 60°C, > 40°C derating power
Cooling	natural cooling	vario fan	vario fan
Protection degree	IP65	IP21	IP23
Protections	over-temperature, overload, short circuit, high/low battery voltage	over-temperature, overload, short circuit, high/low battery voltage	over-temperature, overload, short circuit, high/low battery voltage
MasterBus compatible	no	no	yes
Charger Status Interface (alarm contact)	yes, integrated	yes, integrated	yes, using a Multipurpose Contact Output

CHARGEMASTER



ChargeMaster Specifications 24V	ChargeMaster 24/12-3	ChargeMaster 24/30-3
Article number	14.662.026	14.662.028
Man. no.	44020120	44020300
General Specifications		
Nominal output voltage	24V	24V
Total charge current	12A @ 26,5V	30A @ 28,8V
Number of battery outlets	3	3
Charge current second output	12A	30A
Charge current third output	12A	30A
Recommended battery capacity	24 - 120Ah	60 - 300Ah
Nominal input voltage	120/230V (90-265V) - 50/60Hz	120/230V (90-265V) - 50/60Hz
AC connection	2 mtr AC cable	connector strips
Power supply mode	yes	yes
Display/read-out	LED Display	LED Display
Dimensions, H x W x D	234 x 132 x 60mm	291 x 210 x 131mm
Weight	1,8kg	4kg
Fastening	4x screw	mounting bracket (included) or 4x screw
Approvals	CE, ABYC A-31, SAE J1171/ISO 8846 ignition protected, RRR	CE, ABYC A-31, SAE J1171/ISO 8846 ignition protected, RMRS, RRR
Technical Specifications		
Charge characteristic	IUoUo, automatic / 3-step+ for Gel/AGM/ flooded/Lithium Ion	IUoUo, automatic / 3-step+ for Gel/AGM/ flooded/Lithium Ion
Temperature compensation	yes	yes
Voltage compensation	automatic	automatic
DC consumption	< 2mA	< 2,5mA
Full load consumption (230V AC)	435W	925W
Current Control function	no	yes, via MasterBus
Power factor control	≥ 0,98	≥ 0,98
Temperature range (ambient temp.)	-25°C to 60°C, > 25°C derating power	-25°C to 60°C, > 40°C derating power
Cooling	vario fan	vario fan
Protection degree	IP23	IP23
Protections	over-temperature, overload, short circuit, high/low battery voltage	over-temperature, overload, short circuit, high/low battery voltage
MasterBus compatible	yes	yes
Charger Status Interface (alarm contact)	yes, using a Multipurpose Contact Output	yes, using a Multipurpose Contact Output



ChargeMaster Plus

All-in-one solution for faster and safer charging

Integrates multiple functions into a single device.

Replaces auxiliary chargers, battery isolators and VSR, reducing system complexity and cost.

Multi voltage: charge 12V starter battery in a 24V system, without additional components.

Charges most combinations of three batteries.

Smart Input: charge all three batteries from a single alternator for continuous charging on the go.

Multicharger with two outputs, one in/output, DC-DC converter, current limiter and VSR.



CHARGEMASTER PLUS CZONE


 MASTERVOLT
THE POWER TO BE INCHARGED
**All-in-one solution for faster and safer charging**

ChargeMaster Plus is the next generation of battery chargers that integrates multiple functions into one single device. Replacing auxiliary chargers, battery isolators and VSR, ChargeMaster Plus reduces system complexity and cost. Designed for versatility, it charges virtually any combination of two or three batteries in a fast and safe way and works anywhere in the world.

With the new Battery's Best Friend architecture, ChargeMaster Plus is capable of charging a multitude of battery chemistries, sizes and voltages. All batteries are charged with the fast and safe 3-step+ charge method. Other unique features are:

- Revival mode: automatically revives even fully depleted batteries
- Multi voltage: charge 12 V starter battery in a 24 V system, without additional components (for 24 V models only)
- Priority Charge: redirect available power to the lowest battery, for faster charging
- Smart Input: charge all three batteries from one single alternator for continuous charging on the go

Global Charging

The ChargeMaster Plus handles worldwide AC voltages and frequencies. Resisting large voltage fluctuations and high temperatures, it keeps working in harsh environments. For marine and mobile markets, the ChargeMaster Plus is CE, ABYC, UL, SAE, CEC/DOE and RCM/C-Tick compliant.

System Simplicity

Nowadays, equipment must be self-explaining. The ChargeMaster Plus displays the charge phase of all outputs in an understandable way. Robust and ergonomic connections save installation time. An integrated VSR eliminates the need for additional components and ensures that the alternators energy is funnelled through to the batteries.

Powerful Communications thanks to CZone integration

In modern applications, all electrical components work together. The CAN-based MasterBus enables the ChargeMaster Plus to communicate with displays, shunts and power systems including communication standards like CZone®, NMEA 2000 and CANopen (through additional interfaces).

Models with the addition CZone do not only support MasterBus, but also support CZone and NMEA 2000 communication, without the need of additional interfaces. This ChargeMasters Plus series can be configured via MasterBus or will accept a CZone configuration file just like any other CZone device. Other communication standards like ModBus, CANopen, LinBus, etc. are supported via additional interfaces.

This wide range of communication interfaces makes the ChargeMaster Plus ideally suited for system integration. In addition, the ChargeMaster Plus can operate as a power supply for delicate communication equipment, or during the construction phase of a boat.

Features

- Multicharger with two outputs, one in/output, DC-DC converter, current limiter and VSR
- Charges Lithium Ion, Gel and AGM batteries, the 24V models also charge large or small battery banks on a single battery charger
- Combine Lithium Ion, Gel or AGM, and large or small battery
- Charges multiple batteries while being underway
- Extended specifications: offers 20% more output at 14.4 V and 80% charging power at 60°C
- Safe Charge: quickly recognize the State of Charge for extended battery life
- Very wide operating range of 80-275 V AC, 35-70Hz
- Compact, easy to connect and quick to install

CHARGEMASTER PLUS CZONE

ChargeMaster Specifications 12V	ChargeMaster Plus 12/35-3 CZone	ChargeMaster Plus 12/50-3 CZone
Article number	14.662.004	14.662.005
Man. no.	44310355	44310505
Communication & monitoring		
Communication interfaces	MasterBus, CZone, NMEA 2000	MasterBus, CZone, NMEA 2000
General Specifications		
Nominal output voltage	12V	12V
Max. charge current per output	35A	35A
Smart In-/Output output voltage		
Smart In-/Output output current		
Smart In-/Output input current		
Secondary output voltage		
Secondary output current		
Max. AC current (230V / 120V)		3,5A / 7,1A
Total charge current	35A at 14,25V	50A at 14,25V
Number of battery outlets	3 (maximum)	3 (maximum)
Battery capacity range	140 - 350Ah	200-400 Ah
Nominal input voltage	120/230V (80-275V) 50/60Hz	120/240V (80-275V) 50/60Hz
AC connection		
Power supply mode	yes	yes
Display/read-out	LED-display	LED-display
Dimensions, H x W x D	291 x 210 x 105mm	291 x 210 x 105mm
Weight	2,5kg	2,5kg
Approvals	CE, CEC, DOE, ABYC, UL1236, cULus, SAE J1171, ISO 8846, ACMA	CE, CEC, DOE, ABYC, UL1236, cULus, SAE J1171, ISO 8846, ACMA
Technical Specifications		
Charge characteristic	IUoUo, automatic / 3-step+ for Gel/AGM/ flooded/Lithium Ion + user defined option	IUoUo, automatic / 3-step+ for Gel/AGM/ flooded/Lithium Ion + user defined option
Temperature compensation	--30 mV/°C / -38 mV/°F; incl. temperature sensor	-30 mV/°C / -38 mV/°F; incl. temperature sensor
DC Voltage compensation	Yes, via automatic compensation or MasterShunt	Yes, via automatic compensation or MasterShunt
Power consumption (DC side)	< 2mA (MasterBus off)	< 2mA (MasterBus off)
Current Control function	yes, through MasterBus or CZone	yes, through MasterBus or CZone
Power factor control	> 0,98	> 0,98
Temperature range (ambient temp.)	-25°C to 70°C, derating > 40°C	-25°C to 70°C, derating > 40°C
Cooling	vario fan	vario fan
Protection degree	IP23, vertical mounting	IP23, vertical mounting
Protections	over-temperature, overload, short circuit, high/low battery voltage, ignition protection	over-temperature, overload, short circuit, high/low battery voltage, ignition protection
Charger Status Interface (alarm contact)	yes, using a Multipurpose Contact Output	yes, using a Multipurpose Contact Output

ChargeMaster Plus 12/75-3 CZone	ChargeMaster Plus 12/100-3 CZone	ChargeMaster Plus 24/20-3 CZone
14.662.033	14.662.034	14.662.007
44310755	44311005	44320205
MasterBus, CZone, NMEA 2000	MasterBus, CZone, NMEA 2000	MasterBus, CZone, NMEA 2000
12V	12V	24V
75A	100A	20A
12 V	12V	
5 -40A (adjustable) maximum 40A	5-40A (adjustable) maximum 40A	
n.a.	n.a.	
n.a.	n.a.	
6,5A / 13A	8,5A / 17A	2,8A / 5,6A
75A at 14,4V	100A at 14,4V	20A at 28,5V
3 (maximum)	3 (maximum)	3 (maximum)
320 - 800Ah	400 - 1000Ah	80 - 200A
120/230V (80-275V) 50/60Hz	120/230V (80-275V) 50/60Hz	120/230V (80-275V) 50/60Hz
screw terminals, suitable up to 6mm ²	screw terminals, suitable up to 6mm ²	
yes	yes	
LED-display	LED-display	
384 x 250 x 127mm	384 x 250 x 127mm	291 x 210 x 105 mm
5,9kg	5,9kg	2,5kg
CE, ABYC, UL1236, SAE J1171, ISO 8846, CEC, RCM/C-Tick	CE, ABYC, UL1236, SAE J1171, ISO 8846, CEC, RCM/C-Tick	CE, CEC, DOE, ABYC, UL1236, cULus, SAE J1171, ISO 8846, ACMA
IUoUo, automatic / 3-step+ for Gel/AGM/ Lithium Ion/ traction/spiral	IUoUo, automatic / 3-step+ for Gel/AGM/ Lithium Ion/ traction/spiral	IUoUo, automatic / 3-step+ for Gel/AGM/ flooded/Lithium Ion + user defined option
-30mV/°C / -17mV/°F temperature sensor included through MasterShunt	-30mV/°C / -17mV/°F temperature sensor included through MasterShunt	-60 mV/°C / -76 mV/°F; incl. temperature sensor Yes, via automatic compensation or MasterShunt
< 2mA (MasterBus off)	< 2mA (MasterBus off)	< 2mA (MasterBus off)
yes, through MasterBus	yes, through MasterBus	yes, through MasterBus or CZone
> 0,98	> 0,98	> 0,98
-25°C to 80°C, derating < 0°C and >40°C	-25°C to 80°C, derating < 0°C and >40°C	-25 °C to 70°C, derating > 40°C, 80% power at 60°C
vario fan	vario fan	vario fan
IP23, vertical mounting	IP23, vertical mounting	IP23, vertical mounting
over-temperature, overload, short circuit, high/low battery voltage	over-temperature, overload, short circuit, high/low battery voltage	over-temperature, overload, short circuit, high/low battery voltage
yes, using a Multipurpose Contact Output	yes, using a Multipurpose Contact Output	yes, using a Multipurpose Contact Output

CHARGEMASTER PLUS CZONE

ChargeMaster Specifications 12V	ChargeMaster Plus 24/30-3 CZone	ChargeMaster Plus 24/40-3 CZone
Article number	14.662.008	14.662.035
Man. no.	44320305	44320405
Communication & monitoring		
Communication interfaces	MasterBus, CZone, NMEA 2000	MasterBus, CZone, NMEA 2000
General Specifications		
Nominal output voltage	24V	24V
Max. charge current per output	30A	40A
Smart In-/Output output voltage		12V or 24V
Smart In-/Output output current		5 - 10A at 12V; 5 - 20A at 24V (adjustable)
Smart In-/Output input current		maximum 20A at 24V
Secondary output voltage		n.a.
Secondary output current		n.a.
Max. AC current (230V / 120V)	4,2A / 8,6A	6,8A / 13,5A
Total charge current	30A at 28,5V	40A at 28,8V
Number of battery outlets	3 (maximum)	3 (maximum)
Battery capacity range	120 - 240Ah	160 - 400Ah
Nominal input voltage	120/230V (80-275V) 50/60Hz	120/230V (80-275V) 50/60Hz
AC connection		screw terminals, suitable up to 6mm ²
Power supply mode	yes	yes
Display/read-out	LED-display	LED-display
Dimensions, H x W x D	291 x 210 x 105 mm	384 x 250 x 127mm
Weight	2,5kg	5,9kg
Approvals	CE, CEC, DOE, ABYC, UL1236, cULus, SAE J1171, ISO 8846, ACMA	CE, ABYC, UL1236, SAE J1171, ISO 8846, CEC, RCM/C-Tick
Technical Specifications		
Charge characteristic	IUoUo, automatic / 3-step+ for Gel/AGM/ flooded/Lithium Ion + user defined option	IUoUo, automatic / 3-step+ for Gel/AGM/ Lithium Ion/ traction/spiral
Temperature compensation included	-60 mV/°C / -76 mV/°F; incl. temperature sensor	-30mV/°C / -17mV/°F temperature sensor include
DC Voltage compensation	Yes, via automatic compensation or MasterShunt	through MasterShunt
Power consumption (DC side)	< 2mA (MasterBus off)	< 2mA (MasterBus off)
Current Control function	yes, through MasterBus or CZone	yes, through MasterBus
Power factor control	> 0,98	> 0,98
Temperature range (ambient temp.)	-25 °C to 70°C, derating > 40°C, 80% power at 60°C	-25°C to 80°C, derating < 0°C and >40°C
Cooling	vario fan	vario fan
Protection degree	IP23, vertical mounting	IP23, vertical mounting
Protections	over-temperature, overload, short circuit, high/low battery voltage	over-temperature, overload, short circuit, high/low battery voltage
Charger Status Interface (alarm contact)	yes, using a Multipurpose Contact Output	yes, using a Multipurpose Contact Output

ChargeMaster Plus 24/60-3 CZone	ChargeMaster Plus 24/80-2 CZone	ChargeMaster Plus 24/110-2 CZone
14.662.036	14.662.037	14.662.038
44320605	44320805	44331105
MasterBus, CZone, NMEA 2000	MasterBus, CZone, NMEA 2000	MasterBus, CZone, NMEA 2000
24V	24V	24V
60A	80A	110A
12V or 24V	n.a.	n.a.
5 - 10A at 12V; 5 - 20A at 24V (adjustable)	n.a.	n.a.
maximum 20A at 24V	n.a.	n.a.
n.a.	14,25/28,5V (12/24V)	14,25/28,5V (12/24V)
n.a.		
10,2A / 20,4A	11,75A / 23A	15,75A / 31,5A
3 (maximum)	2 (maximum)	2 (maximum)
200 - 500Ah	280 - 700Ah	400 - 1000Ah
120/230V (80-275V) 50/60Hz	120/230V (80-275V) 50/60Hz	120/230V (80-275V) 50/60Hz
screw terminals, suitable up to 6mm ²	screw terminals, suitable up to 6mm ²	screw terminals, suitable up to 6mm ²
yes	yes	yes
LED-display	LED-display	LED-display
384 x 250 x 127mm	384 x 250 x 127mm	384 x 250 x 127mm
5,9kg	6,3kg	6,3kg
CE, ABYC, UL1236, SAE J1171, ISO 8846, CEC, RCM/C-Tick	CE, ABYC, UL1236, SAE J1171, ISO 8846, CEC, RCM/C-Tick	CE, ABYC, UL1236, SAE J1171, ISO 8846, CEC, RCM/C-Tick
IUoUo, automatic / 3-step+ for Gel/AGM/ Lithium Ion/ traction/spiral	IUoUo, automatic / 3-step+ for Gel/AGM/ flooded/Lithium Ion - user defined option	IUoUo, automatic / 3-step+ for Gel/AGM/ flooded/Lithium Ion - user defined option
-30mV/°C / -17mV/°F temperature sensor included	-60mV/°C / -76mV/°F temperature sensor included	-60mV/°C / -76mV/°F temperature sensor
through MasterShunt	yes, by means of automatic compensation of MasterShunt	yes, by means of automatic compensation of MasterShunt
< 2mA (MasterBus off)	< 2mA (MasterBus off)	< 2mA (MasterBus off)
yes, through MasterBus	yes, through MasterBus or Czone	yes, through MasterBus or Czone
> 0,98	> 0,98	> 0,98
-25°C to 80°C, derating < 0°C and >40°C	-25°C to 80°C, derating >40°C	-25°C to 80°C, derating >40°C
vario fan	vario fan	vario fan
IP23, vertical mounting	IP23, vertical mounting	IP23, vertical mounting
over-temperature, overload, short circuit, high/low battery voltage	over-temperature, overload, short circuit, high/low battery voltage	over-temperature, overload, short circuit, high/low battery voltage
yes, using a Multipurpose Contact Output	yes, using a Multipurpose Contact Output	yes, using a Multipurpose Contact Output



BATTERYCHARGER/CONVERTER COMBIMASTER


MASTERVOLT
THE POWER TO BE INDEPENDENT


Designed with the customer in mind and using the latest technology, the CombiMaster range is all about user-friendliness and reliability. Don't let that friendly appearance misguide you: the powerful CombiMaster range drives even the heaviest and most sensitive loads with ease!

With the CombiMaster, power dips and failures belong to the past. The automatic AC transfer system switches between generator or mains and inverter output, ensuring a constant power supply. Its Power Assist function prevents tripping of the mains fuse in case you're connected to a weak land line or small generator.

The CombiMaster range delivers unmatched performance and value for money. As you would expect from Mastervolt, the CombiMaster is completed with MasterBus, CZone and NMEA 2000 compatible communication, allowing for a broad range of monitoring and system integration options.

Features

- Most compact and lightweight Combi in its class
- Reliable, hum-free and longer operation from your batteries
- Starts even the heaviest and most sensitive loads
- Intelligent 3-step+ battery charger for faster and safer charging
- Automatic switching between mains and inverter mode
- Power Assist prevents blown mains fuses
- Generator compatible
- Integrated CZone, MasterBus and NMEA 2000 communication
- Quick installation with heavy duty connections
- E-mark certified

Remote Control and Monitoring options

- MasterBus compatible via SmartRemote or EasyView 5 display
- CZone / NMEA 2000 compatible via Touch 5 or Touch 10 display
- NMEA 2000 compatible via 3rd party multifunctional display

BATTERYCHARGER/CONVERTER COMBIMASTER

Specifications CombiMaster	CombiMaster 12/2000-60 (230V)	CombiMaster 12/3000-100 (230V)
Article number	14.662.332	14.662.333
Man. no.	35012000	35013000
Specifications sine wave inverter		
Nominal DC voltage	12V (10,2-16V)	12V (10,2-16V)
Output voltage	230V	230V
Output frequency	50/60Hz (configurable)	50/60Hz (configurable)
Output waveform	true sine	true sine
Continuous power at 40°C / 104°F, cos phi 1	2000VA / 1600W	3000VA / 2400W
Peak power (30 sec)	3000VA / 2400W	4500VA / 3900W
Surge power (5 sec)	4000VA / 3200W	6000VA / 5200W
Max. efficiency	93%	93%
Battery no-load power consumption	20W (on mode) / < 1mA (off mode)	30W (on mode) / < 1mA (off mode)
Energy saving mode consumption	10W	10W
Synchronise with mains	yes	yes
Specifications battery charger		
Input voltage range	170-280V	170-280V
Max. input current	6A (adjustable)	10A (adjustable)
Max. charge current at 40°C / 104°F	60A at 28.5V (configurable)	100A at 14,25V (configurable)
Battery temperature sensor	yes, included	yes, included
Battery voltage sense	automatic compensation	automatic compensation
Specifications transfer system		
AC input	25A (switched)	25A (switched)
AC output	33A	38A
AC input fuse	yes	yes
Transfer speed	10ms	10ms
Transfer voltage range	wide: 90-280V / narrow: 170-280V	wide: 90-280V / narrow: 170-280V
Transfer frequency range	40-65Hz	40-65Hz
General specifications		
Display/read-out	LED display	LED display
Dimensions, hxxwxd	371 x 284 x 155mm	448 x 284 x 155mm
Weight	6,9kg	9,3kg
Approvals	CE, E-mark, AZ/NZS	CE, E-mark, AZ/NZS
Technical specifications		
Charge characteristic	IUoUo, automatic / 3-step+ for flooded, Gel/AGM and MLI, configurable	IUoUo, automatic / 3-step+ for flooded, Gel/AGM and MLI, configurable
Recommended battery capacity	180-500 Ah (based on gel batteries, may differ for other types)	300-800 Ah (based on gel batteries, may differ for other types)
Ground relay	yes, configurable by means of mechanical jumper	
Temperature range (ambient temp.)	-25°C to 60°C, derating > 40°C	-25°C to 60°C, derating > 40°C
Cooling	vario fan	vario fan
Protection degree	IP23 (vertical mounting)	IP23 (vertical mounting)
Safety class	IEC protection class I	IEC protection class I
Humidity protection	conformal coating, max. 95 % relative humidity, non condensing	
Protections	over-temperature, overload, short circuit, high/low battery voltage	
Power Assist	yes, supports AC input with power from the battery	
Power Sharing	yes, allows you to select AC Input fuse setting	
MasterBus compatible	yes	yes
CZone / NMEA-2000 compatible	yes	yes

BATTERYCHARGER/CONVERTER COMBIMASTER



CombiMaster 24/2000-40 (230V)	CombiMaster 24/3000-60 (230 V)
14.662.334	14.662.335
35022000	35023000
24V (20,4-32V)	24V (20,4-32V)
230V	230V
50/60Hz (configurable)	50/60Hz (configurable)
true sine	true sine
2000VA / 1600W	3000VA / 2400W
3000VA / 2400W	4500VA / 3900W
4000VA / 3200W	6000VA / 5200W
93%	93%
20W (on mode) / < 1mA (off mode)	30W (on mode) / < 1mA (off mode)
10W	10W
yes	yes
170-280V 170-280V	
8A (adjustable)	13A (adjustable)
40A at 28.5V (configurable)	60A at 28.5V (configurable)
yes, included yes, included	
automatic compensation	automatic compensation
25A (switched)	25A (switched)
33A	38A
yes	yes
10ms	10ms
wide: 90-280V / narrow: 170-280V	wide: 90-280V / narrow: 170-280V
40-65Hz	40-65Hz
LED display	LED display
371 x 284 x 155mm	448 x 284 x 155mm
6,9kg	9,3kg
CE, E-mark, AZ/NZS	CE, E-mark, AZ/NZS
IUoUo, automatic / 3-step+ for flooded Gel/AGM and MLI, configurable	IUoUo, automatic / 3-step+ for flooded Gel/AGM and MLI, configurable
120-320 Ah (based on gel batteries, may differ for other types)	180-500 Ah (based on gel batteries, may differ for other types)
yes, configurable by means of mechanical jumper	
-25°C to 60°C, derating > 40°C	-25°C to 60°C, derating > 40°C
vario fan	vario fan
IP23 (vertical mounting)	IP23 (vertical mounting)
IEC protection class I	IEC protection class I
conformal coating, max. 95 % relative humidity, non condensing	
over-temperature, overload, short circuit, high/low battery voltage	
yes, supports AC input with power from the battery	
yes, allows you to select AC Input fuse setting	
yes	yes
yes	yes



www.talamex.com

AC MASTER

Mastervolt sine wave inverters have proven themselves under the most extreme conditions for over 25 years. Our inverter family consists of AC Master, Mass Sine and Mass Sine Ultra models, ranging from 300W up to 40kW. The AC Master is ideal for small and medium-sized applications, while Mass Sine and the advanced Mass Sine Ultra inverters are mainly intended for larger systems and for professional purposes.

AC Master series: Reliable AC power for recreational and semi-professional use

These affordable sine wave inverters convert 12V or 24V battery voltage into reliable 230V 50/60Hz or 120V 50/60Hz grid power, making them ideal for recreational and semi-professional applications. The AC Master series is easy to install and delivers full output, even under the most demanding conditions. The pure sine wave technology provides an outstanding power quality, ensuring the correct functioning of sensitive equipment. The usage of high frequency switching technology eliminates any annoying humming and buzzing sounds.

Representing complete value for money, these ruggedly built inverters provide essential home comforts when you're far from the nearest grid connection.

Features

- Pure sine wave technology protects sensitive equipment
- Delivers full output at high peak power under the most demanding conditions
- Automatic power saving system for extended runtime
- Compact and lightweight design, saving valuable installation time
- Reliable and safe operation; protected against over-temperature, overload, short circuit, high or low battery voltage
- Variable speed fan for quiet operation at low power
- Optional remote control for instant switch off of the inverter and all connected equipment (not available for the 300W and 500W models)
- Convenient plug connection for all models, 2500W/3500W models also hard wired



In addition, the 2500W/3500W models offer:

- Combine 2 up to 15 units to obtain high power or 3-phase systems
- Integrated transfer system, switches automatically between AC power sources

Applications

Both recreational and semi-professional use, where grid power varies or is unavailable. Applications include lighting, appliances, electric cooking and power tools. For (mobile) applications in your home, office or service vehicle, or during your holidays.

INVERTER CONTROL PANEL (ICP)

On/off control for the AC Master sine wave inverter with a clear on/off indicator which indicates when the inverter is active. In addition, the ICP makes it possible to turn the inverter on or off automatically by means of a 12V input, for example when switching on the onboard AC power or while starting an engine. The ICP remote control comes with 8m (25ft) cable.

Art.no	Man. no.
14.662.069	70405080



AC MASTER

AC Master Specifications 12V	AC Master 12/300	AC Master 12/500	AC Master 12/700
Article number	14.662.050	14.662.051	14.662.052
Man. no.	28010300	28010500	28010700
General specifications			
Output voltage	230V - 50Hz (± 0,1 %)	230V - 50Hz (± 0,1 %)	200/220/230/240V - 50/60Hz (selectable)
Output waveform	true sine	true sine	true sine
Nominal battery voltage	12V	12V	12V
Recommended battery capacity	≥ 60Ah	≥ 100Ah	≥ 100Ah
Continuous power at 25°C / 77°F, cos phi 1	300W	500W	700W
Continuous power at 40°C / 104°F, cos phi 1	250W	400W	700W
Peak load	600W	800W	< 810W (1 min.) / < 1230W (1 sec.)
AC connection	universal	universal	plug connection EU (Schuko) or UK
Efficiency	90%	90%	91%
Parallel configuration	n.a.	n.a.	n.a.
3-Phase configuration	n.a.	n.a.	n.a.
Display/read-out	LED display	LED display	LED indication: battery voltage, load level, status
Dimensions, H x W x D	210 x 130 x 60mm	210 x 130 x 60mm	200 x 330 x 83mm
Weight	1,16kg	1,22kg	2,7kg
Alarms	4 alarm modes	4 alarm modes	potential free alarm contact
Approvals	CE, E-mark, ABYC A-31	CE, E-mark, ABYC A-31	CE, E-mark, RCM
Technical specifications			
Technology	high frequency, input & output fully isolated	high frequency, input & output fully isolated	high frequency, input & output fully isolated
Input current (nominal load)	22,5A	37,5A	70A
No-load power consumption (energy saving mode)	0,33A - 4W	0,33A - 4W	< 0,1A
Minimal DC fuse (slow blow)	2 x 40A	2 x 40A	100A
Minimal cable size	1,5m DC cable delivered as standard	1,5m DC cable delivered as standard	25mm ²
Harmonic distortion typical	< 6%	< 6%	< 5%
Cos phi	all power factors allowed	all power factors allowed	all power factors allowed
Transfer system	n.a.	n.a.	n.a.
Temperature range (ambient temp.)	0°C to 40°C, derating power ≥ 40°C	0°C to 40°C, derating power ≥ 40°C	-20°C to 40°C, derating power ≥ 40°C
Protection degree	IP23, vertical wall mounting	IP23, vertical wall mounting	IP21, horizontal wall mounting
Protections	over-temperature, over load, short circuit, high/low battery voltage	over-temperature, over load, short circuit, high/low battery voltage	over-temperature, overload, short circuit, high/low voltage, reverse polarity (fuse)
Cooling	natural/forced	natural/forced	temperature and load controlled fan
MasterBus compatible	no	no	no

AC MASTER

AC Master 12/1000	AC Master 12/1500	AC Master 12/2500	AC Master 12/3500
14.662.053	14.662.054	14.662.055	14.662.056
28011000	28011500	28012500	28013500
200/220/230/240V - 50/60Hz (selectable)	200/220/230/240V - 50/60Hz (selectable)	230/240V - 50/60Hz (selectable)	230/240V - 50/60Hz (selectable)
true sine	true sine	true sine	true sine
12V	12V	12V	12V
≥ 130Ah	≥ 160Ah	≥ 270Ah	≥ 360Ah
1000W	1500W	2500W	3500W
1000W	1500W	2500W	3500W
< 1150W (1 min.) / 1750W (1 sec.)	1730W (1min.) / 2650W (1 sec.)	< 300W (1 min.) / < 4000W (1 sec.)	4500W (1 min.) / 6000W (1 sec.)
plug connection EU (Schuko) or UK	plug connection EU (Schuko) or UK	hardwired + plug connection EU (Schuko)	hardwired + plug connection EU (Schuko)
92%	93%	88%	90%
n.a.	n.a.	yes, up to 15 units	yes, up to 15 units
n.a.	n.a.	yes, 3 units	yes, 3 units
LED indication: battery voltage, load level, status	LED indication: battery voltage, load level, status	LED indication: battery voltage, load level, status	LED indication: battery voltage, load level, status
200 x 372 x 83mm	248 x 421 x 83mm	283 x 436 x 128mm	283 x 436 x 128mm
3,3kg	4,2kg	8kg	10kg
potential free alarm contact	potential free alarm contact	potential free alarm contact	potential free alarm contact
CE, E-mark, RCM	CE, E-mark, RCM	CE, E-mark, RCM	CE, E-mark, RCM
high frequency, input & output fully isolated	high frequency, input & output fully isolated	high frequency, input & output fully isolated	high frequency, input & output fully isolated
100A	150A	250A	350A
< 0,1A	< 0,1A	< 1,1A	< 1,4A
125A	175A	300A	400A
35mm ²	50mm ²	95mm ²	120mm ²
< 5%	< 3%	< 3%	< 3%
all power factors allowed	all power factors allowed	all power factors allowed	all power factors allowed
n.a.	n.a.	integrated, automatic (inverter to grid: 8~10 ms, grid to inverter: 16~50 ms). Not for parallel & 3-phase operation (external transfer system possible).	integrated, automatic (inverter to grid: 8~10 ms, grid to inverter: 16~50 ms). Not for parallel & 3-phase operation (external transfer system possible).
-20°C to 40°C, derating power ≥ 40°C	-20°C to 40°C, derating power ≥ 40°C	-20°C to 60°C, derating power > 40°C	-20°C to 60°C, derating power > 35°C
IP21, horizontal wall mounting	IP21, horizontal wall mounting	IP21, horizontal wall mounting	IP21, horizontal wall mounting
over-temperature, overload, short circuit, high/low voltage, reverse polarity (fuse)	over-temperature, overload, short circuit, high/low voltage, reverse polarity (fuse)	over-temperature, overload, short circuit, high/low voltage, reverse polarity (fuse)	over-temperature, overload, short circuit, high/low voltage, reverse polarity (fuse)
temperature and load controlled fan	temperature and load controlled fan	temperature and load controlled fan	temperature and load controlled fan
no	no	no	no

AC MASTER



AC Master Specifications 12V	AC Master 24/300	AC Master 24/500	AC Master 24/700
Article number	14.662.060	14.662.061	14.662.062
Man. no.	28020300	28020500	28020700
General specifications			
Output voltage	230V - 50Hz (± 0,1 %)	230V - 50Hz (± 0,1 %)	200/220/230/240V - 50/60Hz (selectable)
Output waveform	true sine	true sine	true sine
Nominal battery voltage	24V	24V	24V
Recommended battery capacity	≥ 30Ah	≥ 50Ah	≥ 50Ah
Continuous power at 25°C / 77°F, cos phi 1	300W	500W	700W
Continuous power at 40°C / 104°F, cos phi 1	250W	400W	700W
Peak load	600W	800W	< 810W (1 min.) / < 1230W (1 sec.)
AC connection	universal	universal	plug connection EU (Schuko) or UK
Efficiency	91%	91%	93%
Parallel configuration	n.a.	n.a.	n.a.
3-Phase configuration	n.a.	n.a.	n.a.
Display/read-out	LED display	LED display	LED indication: battery voltage, load level, status
Dimensions, H x W x D	210 x 130 x 60mm	210 x 130 x 60mm	200 x 330 x 83mm
Weight	1,16kg	1,22kg	2,7kg
Alarms	4 alarm modes	4 alarm modes	potential free alarm contact
Approvals	CE, E-mark, ABYC A-31	CE, E-mark, ABYC A-31	CE, E-mark, RCM
Technical specifications			
Technology	high frequency, input & output fully isolated	high frequency, input & output fully isolated	high frequency, input & output fully isolated
Input current (nominal load)	11A	19A	35A
No-load power consumption (energy saving mode)	0,16A - 4W	0,16A - 4W	< 0,06A
Minimal DC fuse (slow blow)	40A	40A	50A
Minimal cable size	1,5m DC cable delivered as standard	1,5m DC cable delivered as standard	16mm ²
Harmonic distortion typical	< 6%	< 6%	< 5%
Cos phi	all power factors allowed	all power factors allowed	all power factors allowed
Transfer system	n.a.	n.a.	n.a.
Temperature range (ambient temp.)	0°C to 40°C, derating power ≥ 40°C	0°C to 40°C, derating power ≥ 40°C	-20°C to 40°C, derating power ≥ 40°C
Protection degree	IP23, vertical wall mounting	IP23, vertical wall mounting	IP21, horizontal wall mounting
Protections	over-temperature, over load, short circuit, high/low battery voltage	over-temperature, over load, short circuit, high/low battery voltage	over-temperature, overload, short circuit, high/low voltage, reverse polarity (fuse)
Cooling	natural/forced	natural/forced	temperature and load controlled fan
MasterBus compatible	no	no	no

AC MASTER



AC Master 24/1000	AC Master 24/1500	AC Master 24/2500
14.662.063	14.662.064	14.662.065
28021000	28021500	28022500
200/220/230/240V - 50/60Hz (selectable)	200/220/230/240V - 50/60Hz (selectable)	230/240V - 50/60Hz (selectable)
true sine	true sine	true sine
24V	24V	24V
≥ 65Ah	≥ 80Ah	≥ 135Ah
1000W	1500W	2500W
1000W	1500W	2500W
< 1150W (1 min.) / 1750W (1 sec.)	1730W (1min.) / 2650W (1 sec.)	< 300W (1 min.) / < 4000W (1 sec.)
plug connection EU (Schuko) or UK	plug connection EU (Schuko) or UK	hardwired + plug connection EU (Schuko)
94%	94%	88%
n.a.	n.a.	yes, up to 15 units
n.a.	n.a.	yes, 3 units
LED indication: battery voltage, load level, status	LED indication: battery voltage, load level, status	LED indication: battery voltage, load level, status
200 x 372 x 83mm	248 x 421 x 83mm	283 x 436 x 128mm
3,3kg	4,2kg	8kg
potential free alarm contact	potential free alarm contact	potential free alarm contact
CE, E-mark, RCM	CE, E-mark, RCM	CE, E-mark, RCM
high frequency, input & output fully isolated	high frequency, input & output fully isolated	high frequency, input & output fully isolated
50A	75A	125A
< 0,05A	< 0,05A	< 0,7A
63A	100A	160A
16mm ²	25mm ²	50mm ²
< 5%	< 5%	< 5%
all power factors allowed	all power factors allowed	all power factors allowed
n.a.	n.a.	integrated, automatic (inverter to grid: 8~10 ms, grid to inverter: 16~50 ms). Not for parallel & 3-phase operation (external transfer system possible).
-20°C to 40°C, derating power ≥ 40°C	-20°C to 40°C, derating power ≥ 40°C	-20°C to 60°C, derating power > 40°C
IP21, horizontal wall mounting	IP21, horizontal wall mounting	IP21, horizontal wall mounting
over-temperature, overload, short circuit, high/low voltage, reverse polarity (fuse)	over-temperature, overload, short circuit, high/low voltage, reverse polarity (fuse)	over-temperature, overload, short circuit, high/low voltage, reverse polarity (fuse)
temperature and load controlled fan	temperature and load controlled fan	temperature and load controlled fan
no	no	no

DC MASTER (NON ISOLATED)

The required voltage for DC current can vary. Some equipment requires 24V, while onboard equipment usually requires 12V. For custom DC current, Mastervolt offers a series of compact and made to measure DC-DC converters for both 12V and 24V battery systems that offer stable power with the right current for any connected consumer. There is a wide range of DC Master converters available, including insulated and non-insulated models.

- Recreational and semi-professional use
- Easy to install using included mounting bracket
- Excellent price/performance ratio
- Available in isolated and non-isolated version

The non-isolated DC Master models have an electrical connection between the input and output.

Features:

- Low costs
- Efficient: low heat generation
- Compact
- Suited to applications with negative earthing

Specifications DC Master Converters Non-isolated	DC Master 24/12-3	DC Master 24/12-6	DC Master 24/12-12	DC Master 24/12-24
Article number	14.662.070	14.662.071	14.662.072	14.662.073
Man. nr.	81400100	81400200	81400300	81400330
Input specifications				
Nominal input voltage	24V	24V	24V	24V
Input range (max.)	20-32V DC (35V)	20-32V DC (35V)	20-32V DC (35V)	20-32V DC (35V)
Output specifications				
Nominal output voltage	13,6V	13,6V	13,6V	13,6V
Maximum power	82W	136W	245W	408W
Nominal power	41W	82W	164W	326W
Current max. 2 minutes / continuous	6A/3A	10A/6A	18A/12A	30A/24A
Two minutes of extra power for short power boosts.				
Parallel configuration	yes, up to 10 units	yes, up to 10 units	yes, up to 10 units	yes, up to 10 units
DC verbruik	< 15mA	< 15mA	< 15mA	< 15mA
General Specifications				
Dimensions, H x W x D	67 x 87 x 50mm	89 x 87 x 50mm	127 x 87 x 50mm	167 x 87 x 50mm
Weight	200g	250g	405g	620g
Approvals	CE, E-mark	CE, E-mark	CE, E-mark	CE, E-mark
Galvanic isolation	no	no	no	no
Stabilised	yes	yes	yes	yes
Connections input/output	fast-on	fast-on	fast-on	fast-on
Temperature range (ambient temp.)	-25°C to 80°C, > 30°C derating power	-25°C to 80°C, > 30°C derating power	-25°C to 80°C, > 30°C derating power	-25°C to 80°C, > 30°C derating power
Cooling	natural cooling	natural cooling	natural cooling	natural cooling
Protection degree	IP53	IP53	IP53	IP53

DC MASTER (NON ISOLATED)



DC Master 24/12-50	DC Master 12/24-3	DC Master 12/24-7	DC Master 48/12-6	DC Master 48/12-9	DC Master 48/12-20
14.662.074	14.662.075	14.662.076	14.662.077	14.662.078	14.662.079
81400352	81400400	81400500	81400600	81400700	81400800
24V	12V	12V	48V	48V	48V
20-32V DC (35V)	10-15,5V DC (16V)	10-15,5V DC (16V)	40-62V DC (65V)	40-62V DC (65V)	40-62V DC (65V)
13,6V	27,2V	27,2V	13,6V	13,6V	13,6V
720W	109W	245W	109W	132W	326W
500W	82W	191W	82W	108W	272W
60A/50A	4A/3A	9A/7A	8A/6A	11A/9A	24A/20A
yes, up to 10 units < 15mA	yes, up to 10 units < 15mA	yes, up to 10 units < 25mA	yes, up to 10 units < 15mA	yes, up to 10 units < 15mA	yes, up to 10 units < 25mA
283 x 125 x 74mm	89 x 87 x 50mm	167 x 87 x 50mm	89 x 87 x 50mm	127 x 87 x 50mm	217 x 87 x 50mm
1,8kg	300g	640g	270g	370g	770g
CE, E-mark	CE, E-mark	CE, E-mark	CE, E-mark	CE, E-mark	CE, E-mark
no	no	no	no	no	no
yes	yes	yes	yes	yes	yes
screw terminal	fast-on	fast-on	fast-on	fast-on	fast-on
-25°C to 80°C, > 30°C derating power	-25°C to 80°C, > 30°C derating power	-25°C to 80°C, > 30°C derating power	-25°C to 80°C, > 30°C derating power	-25°C to 80°C, > 30°C derating power	-25°C to 80°C, > 30°C derating power
natural cooling	natural cooling	natural cooling	natural cooling	natural cooling	natural cooling
IP53	IP53	IP53	IP53	IP53	IP53

DC MASTER (ISOLATED)

The isolated DC Master models provide galvanic isolation between input and output circuits.

Features:

- Extra touch-proof
- Interference suppression for sensitive equipment
- Available with negative or positive grounding

Intelligent DC-DC converters

A large benefit of the DC Master models is their two minutes of extra capacity; ideal if you need a short power boost.

Complete package

All DC Master converters are delivered with mounting bracket, screws and fasteners.

Specifications DC Master Converters Non-isolated	DC Master 12/12-3	DC Master 12/12-6	DC Master 24/12-3	DC Master 24/12-6
Article number	14.662.080	14.662.081	14.662.082	14.662.083
Man. no.	81500600	81500700	81500100	81500200
Input specifications				
Nominal input voltage	12V	12V	24V	24V
Input range (max.)	10-15,5V DC (16V)	10-15,5V DC (16V)	20-32V DC (35V)	20-32V DC (35V)
Output specifications				
Nominal output voltage	13,6V	13,6V	13,6V	13,6V
Maximum power	54W	108W	82W	136W
Nominal power	41W	82W	41W	82W
Current max. 2 min. / continuous	4A/3A	8A/6A	6A/3A	10A/6A
Parallel configuration	yes, up to 10 units	yes, up to 10 units	yes, up to 10 units	yes, up to 10 units
DC verbruik	< 15mA	< 15mA	< 15mA	< 15mA
General Specifications				
Dimensions, H x W x D	89 x 87 x 50mm	127 x 87 x 50mm	89 x 87 x 50mm	127 x 87 x 50mm
Weight	280g	440g	289g	505g
Approvals	CE, E-mark	CE, E-mark	CE, E-mark	CE, E-mark
Galvanic isolation	yes	yes	yes	yes
Stabilised	yes	yes	yes	yes
Connections input/output	fast-on	fast-on	fast-on	fast-on
Temperature range (ambient temp.)	-25°C to 80°C, > 30°C derating power	-25°C to 80°C, > 30°C derating power	-25°C to 80°C, > 30°C derating power	-25°C to 80°C, > 30°C derating power
Cooling	natural cooling	natural cooling	natural cooling	natural cooling
Protection degree	IP53	IP53	IP53	IP53

DC MASTER (ISOLATED)



DC Master 24/12-12	DC Master 24/12-24	DC Master 24/24-3	DC Master 24/24-7
14.662.084	14.662.085	14.662.086	14.662.087
81500300	81500350	81500400	81500500
24V	24V	24V	24V
20-32V DC (35V)	20-32V DC (35V)	20-32V DC (35V)	20-32V DC (35V)
13,6V	13,6V	27,2V	27,2V
245W	408W	109W	191W
164W	326W	82W	82W
18A/12A	30A/24A	4A/3A	9A/7A
yes, up to 10 units < 15mA	yes, up to 10 units < 15mA	yes, up to 10 units < 15mA	yes, up to 10 units < 25mA
167 x 87 x 50mm	217 x 87 x 50mm	127 x 87 x 50mm	217 x 87 x 50mm
590g	785g	440g	780g
CE, E-mark	CE, E-mark	CE, E-mark	CE, E-mark
yes	yes	yes	yes
yes	yes	yes	yes
fast-on	fast-on	fast-on	fast-on
-25°C to 80°C, > 30°C derating power	-25°C to 80°C, > 30°C derating power	-25°C to 80°C, > 30°C derating power	-25°C to 80°C, > 30°C derating power
natural cooling	natural cooling	natural cooling	natural cooling
IP53	IP53	IP53	IP53 & vbCrLf



www.talamex.com

MAC & MAC PLUS SERIES


MASTERVOLT
THE POWER FOR THE FUTURE MARKET


The Mac models can regulate the voltage both up and down to ensure an optimal voltage stabilisation, even when the battery voltage fluctuates due to heavy loads. The galvanic isolation between input and output prevents disruptions to, for instance, communication equipment.

- Professional use
- Converter and 3-step battery charger
- Parallel switchable
- Adjustable and programmable output voltage
- Voltage stabilisation for a longer lifespan of halogen lights, etc.
- Dimmer function for Mac & Magic models
- Mac Plus: optimal charging in Euro 5/6 applications

The non-isolated Mac models have an electrical connection between the input and output.

Features:

- Low costs
- Efficient: low heat generation
- Compact
- Suited to applications with negative earthing

For the toughest tasks

The Mac DC-DC converters are designed for the toughest conditions for professional, semi-professional and recreational purposes. Even under the most extreme conditions, these DC-DC converters operate faultlessly, giving you round-the-clock output when necessary. The sustainability and technologies that underpin the Mastervolt concept have long been proven in practice. With an MTBF of 280,000 hours at full capacity and 24/7 use, the DC-DC converters are ideal for the toughest tasks and any situation that requires a reliable power supply.

Parallel operation

Lots of consumers on board? The parallel configuration of several units will provide you over 100 amperes. Advanced high-frequency technology with modern microprocessors ensures minimum power loss when switching from 24V to 12V and vice versa.

Energy-saving dimmer function

Many standard light dimmers convert part of the energy to heat and also lose unnecessary energy. The Mastervolt Mac converters regulate the power supply efficiently and without excessive heat build-up, for optimal safety (multiple converters can be used for multiple lamps).

MAC & MAC PLUS SERIES



Specifications Mac & Mac Plus DC-DC converters	Mac 24/12-20 - 20A	Mac Plus 12/12-50A	Mac Plus 24/12-50A
Article number	14.662.090	14.662.091	14.662.092
Man. no.	81200100	81205100	81205200
Input specifications			
Nominal input voltage	24V	12V	24V
Input range	20-32V DC	10-16V DC	19-30V DC
Output specifications			
Nominal output voltage	13,6V DC	13,6VDC	27,2V DC
Output voltage	10-15V DC	10-15V DC	10-15V DC
Output voltage dimmer	4-13V DC	n.a.	n.a.
Output voltage stabilisation	2% at extremes of temps, load and input	2% at extremes of temps, load and input	2% at extremes of temps, load and input
Ripple	max. 1% peak peak	max. 1% peak peak	max. 1% peak peak
Power (max./nominal)	300/270W	725/675W	750/710W
Max. output current	20A	50A	50A
Charge current - 3-step mode	16A	50A	50A
Parallel configuration	yes	yes	yes
General Specifications			
Galvanic isolation	no	no	no
Voltage limited	yes	yes	yes
Efficiency	>90 % (at nom. input voltage, full load); 92 % peak	> 95 % (at nom. input voltage, full load); 97 % peak	> 95 % (at nom. input voltage, full load); 97 % peak
Protected against overload	yes	yes	yes
Protected against over-temperature	yes	yes	yes
Dimmer function	yes, by external momentary switch via fast-on connection, to be activated by DIP-switch setting	n.a.	n.a.
Alarm contact	no	yes, through MasterBus	yes, through MasterBus
Dimensions, H x W x D	190 x 130 x 61mm	251 x 164 x 72mm	251 x 164 x 72mm
Weight	1kg	2kg	2kg
Approvals	CE	CE, E-mark	CE, E-mark
Technical specifications			
3-Step charge option	yes (DIP switch settings)	yes (DIP switch settings)	yes (DIP switch settings)
DC consumption	< 30mA	< 5mA	< 5mA
Connections input/output	screw terminals, maximum wire size 16 mm ² / AWG5		
Temperature range (ambient temp.)	-25 °C to 60 °C; > 40 °C derating power	-25 °C to 60 °C; > 40 °C derating power	-25 °C to 60 °C; > 40 °C derating power
Cooling	natural cooling	natural cooling	natural cooling
Protection degree	IP21	IP23	IP23
MasterBus compatible	yes, in combination with a MasterBus Serial Interface	yes	yes

MAC & MAC PLU33S SERIES



Mac Plus 12/24-30A	Mac Plus 24/24-30A
14.662.093	14.662.094
81205300	81205400
12V	24V
10-16V DC	19-30V DC
13,6V DC	27,2V DC
20-28,5V DC	20-28,5V DC
n.a.	n.a.
2% at extremes of temps, load and input	2% at extremes of temps, load and input
max. 1% peak peak	max. 1% peak peak
725/675W	850/810W
30A	30A
30A	30A
yes	yes
no	no
yes	yes
> 95 % (at nom. input voltage, full load); 97 % peak	> 95 % (at nom. input voltage, full load); 97 % peak
yes	yes
yes	yes
n.a.	n.a.
yes, through MasterBus	yes, through MasterBus
251 x 164 x 72mm	251 x 164 x 72mm
2kg	2kg
CE, E-mark	CE, E-mark
yes (DIP switch settings)	yes (DIP switch settings)
< 5mA	< 5mA
-25 °C to 60 °C; > 40 °C derating power	-25 °C to 60 °C; > 40 °C derating power
natural cooling	natural cooling
IP23	IP23
yes	yes

MAGIC SERIES



The Magic models can regulate the voltage both up and down to ensure an optimal voltage stabilisation, even when the battery voltage fluctuates due to heavy loads. The galvanic isolation between input and output prevents disruptions to, for instance, communication equipment.

- Professional use
- Converter and 3-step battery charger
- Parallel switchable
- Adjustable and programmable output voltage
- Voltage stabilisation for a longer lifespan of halogen lights, etc
- Dimmer function for Mac & Magic models

Features:

- Extra touch-proof
- Interference suppression for sensitive equipment
- Available with negative or positive grounding

Energy-saving dimmer function

Many standard light dimmers convert part of the energy to heat and also lose unnecessary energy. The Magic converters regulate the power supply efficiently and without excessive heat build-up, for optimal safety (multiple converters can be used for multiple lamps).

Parallel operation

Lots of consumers on board? The parallel configuration of several units will provide you over 100 amperes. Advanced high-frequency technology with modern microprocessors ensures minimum power loss when switching from 24 to 12V and vice versa.

For the toughest tasks

The Magic DC-DC converters are designed for the toughest conditions for professional, semi-professional and recreational purposes. Even under the most extreme conditions, these DC-DC converters operate faultlessly, giving you round-the-clock output when necessary. The sustainability and technologies that underpin the Mastervolt concept have long been proven in practice. With an MTBF of 280,000 hours at full capacity and 24/7 use, the DC-DC converters are ideal for the toughest tasks and any situation that requires a reliable power supply.

MAGIC SERIES



Specifications Magics converter	Magic 12/24-10 - 10	Magic 12/12-20 - 20	Magic 24/12-20 - 20	Magic 24/24-20 - 20
Article number	14.662.095	14.662.096	14.662.097	14.662.098
Man. no.	81300300	81300400	81300100	81300200
Input specifications				
Nominal input voltage	12V	12V	24V	24V
Input range	11-16V DC	11-16V DC	19-32V DC	19-32V DC
Output specifications				
Nominal output voltage	27,2V DC	13,6V DC	13,6V DC	27,2V DC
Output voltage	20-28,5V DC	10-15V DC	10-15V DC	20-28,5V DC
Output voltage dimmer	8-26V DC	4-13V DC	4-13V DC	8-26V DC
Output voltage stabilisation	2% at extremes of temps, load and input	2% at extremes of temps, load and input	2% at extremes of temps, load and input	2% at extremes of temps, load and input
Ripple	max. 1% peak peak	max. 1% peak peak	max. 1% peak peak	max. 1% peak peak
Power (max./nominal)	300/300W	300/300W	300/300W	580/580W
Max. output current	10A	20A	20A	20A
Charge current - 3-step mode	8A	16A	16A	16A
Parallel configuration	yes	yes	yes	yes
General Specifications				
Galvanic isolation	yes	yes	yes	yes
Voltage limited	yes	yes	yes	yes
Efficiency	>90 % (at nom. input voltage, full load); 92 % peak	>90 % (at nom. input voltage, full load); 92 % peak	>90 % (at nom. input voltage, full load); 92 % peak	>90 % (at nom. input, voltage full load); 92 % peak
Protected against overload	yes	yes	yes	yes
Protected against over-temperature	yes	yes	yes	yes
Dimmer function	yes, by external momentary switch via fast-on connection, to be activated by DIP-switch setting	yes, by external momentary switch via fast-on connection, to be activated by DIP-switch setting	yes, by external momentary switch via fast-on connection, to be activated by DIP-switch setting	yes, by external momentary switch via fast-on connection, to be activated by DIP-switch setting
Alarm contact	yes (fast-on connector)	yes (fast-on connector)	yes (fast-on connector)	yes (fast-on connector)
Dimensions, H x W x D	227 x 154 x 81mm	227 x 154 x 81mm	227 x 154 x 81mm	227 x 154 x 81mm
Weight	1,8kg	1,8kg	1,8kg	1,8kg
Approvals	CE	CE	CE	CE
Technical specifications				
3-Step charge option	yes (DIP switch settings)	yes (DIP switch settings)	yes (DIP switch settings)	yes (DIP switch settings)
DC consumption	< 115mA	< 115mA	< 115mA	< 115mA
Connections input/output	screw terminals, maximum wire size 16mm ² / AWG5	screw terminals, maximum wire size 16mm ² / AWG5	screw terminals, maximum wire size 16mm ² / AWG5	screw terminals, maximum wire size 16mm ² / AWG5
Temperature range (ambient temp.)	-25 °C to 60 °C; > 40 °C derating power	-25 °C to 60 °C; > 40 °C derating power	-25 °C to 60 °C; > 40 °C derating power	-25 °C to 60 °C; > 40 °C derating power
Cooling	maintenance-free vario fans	maintenance-free vario fans	maintenance-free vario fans	maintenance-free vario fans
Protection degree	IP21	IP21	IP21	IP21
MasterBus compatible	yes, in combination with a MasterBus Serial Interface	yes, in combination with a MasterBus Serial Interface	yes, in combination with a MasterBus Serial Interface	yes, in combination with a MasterBus Serial Interface

SOLAR CHARGE REGULATORS



Solar cells provide power from daylight. This renewable energy source boosts your independence and also helps keep your battery in optimal condition.

Efficient, reliable and safe

The Mastervolt Solar ChargeMaster charge regulators maximise yield from the often very irregular supply of sunlight. Robust power electronics convert the energy from the solar panels, taking the charge status of the batteries into account. Mastervolt's solar charge regulators are suitable for energy systems with system voltages of 12V, 24V and 48V (SCM60 MPPT-MB), and charge any battery type, including Mastervolt Lithium Ion (MLI) batteries. They ensure an optimal and efficient charge cycle and are highly reliable. The 3-step+ charging method guarantees an extra-long lifespan for your batteries. A MasterBus connection is available for optimal integration within the energy system.

Versatile and Flexible

Mastervolt Solar charge regulators can be used flexibly to complement your energy system, or in places where no electricity is available, such as on a boat or camping spot. They are also ideal for professional applications at remote petrol stations, telecom relay stations or offshore units.

The Solar ChargeMaster series comprises two charge regulators based on PWM (Pulse Width Modulation) technology and two models that are equipped with MPPT (Maximum Power Point Tracker) technology. The PWM charge regulators offer an excellent price/ performance ratio for small and medium systems. Larger systems are better suited to the SCM25 MPPT and SCM60 MPPT-MB regulators, with an integrated Maximum Power Point Tracker.

SOLAR CHARGE REGULATORS



Specifications Solar ChargeMaster	SCM20 PWM	SCM40 PWM	SCM-25
Article number	14.662.103	14.662.104	14.662.102
Man. no.	131822000	131824000	131902500
General specifications			
Display/read-out	LCD display with battery state of charge, status output, battery setting	LCD display with battery state of charge, status output, battery setting	backlit LCD with PV power, load power, battery voltage, charge, current, warningsbattery state of charge, battery setting
Dimensions, H x W x D	98 x 189 x 53mm	98 x 189 x 53mm	135 x 190 x 75mm
Weight	0,5kg	0,5kg	1,3kg
Alarms	no	no	buzzer
Cooling	passive	passive	passive
Protection degree	IP23	IP23	IP23
Grounding	common negative grounding	common negative grounding	(-) terminal
Technical specifications			
Technology	PWM (Pulse Width Modulation)	PWM (Pulse Width Modulation)	MPPT (Max. Power Point Tracker)
Temperature range (ambient temp.)	-20 °C to 50 °C, derating power > 40 °C	-20 °C to 50 °C, derating power > 40 °C	-20 °C to 55 °C
Cable size	max. 16 mm ²	max. 16 mm ²	max. 10mm ² Litz wire
Protections	over temperature, over load, high/low battery voltage, high/low PV voltage, short circuit, reverse polarity & HV transients	over temperature, over load, high/low battery voltage, high/low PV voltage, short circuit, reverse polarity & HV transients	over-temperature, overload, high/low battery voltage, high/low PV voltage, short circuit, reverse polarity & HV transients
MasterBus compatible	no	no	no
Relative humidity	95 % non-condensing	95 % non-condensing	95 % non-condensing
Specifications battery charger			
System voltage (battery)	12/24 V auto select	12/24 V auto select	12/24 V auto select
Battery types	AGM, Gel, flooded	AGM, Gel, flooded	AGM, gel, flooded, MLI
Battery temperature sensor	optional	optional	yes
Lithium Ion protection	n.a.	n.a.	via Multipurpose Contact
Output			
Max. charge current at 40 °C	20A	40A	25A
Switchable output (max. current)	20A	40A	25A
Energy consumption (night)	< 7mA	< 7mA	5mA
Solar input (DC) specifications			
Nom. PV current at 40°C	20A	20A	18A
PV start voltage 12/24V	12,8V/25,6V	12,8V/25,6V	15V/27V
PV start voltage 12/24/48V	n.a.	n.a.	n.a.
Nom. PV voltage 12V	n.a.	n.a.	15-66V
Nom. PV voltage 24V	n.a.	n.a.	30-66V
Nom. PV voltage 48V	n.a.	n.a.	n.a.
Max. PV voltage (Tmin)	50V	50V	75V
Max. PV power 12V	360Wp	720Wp	360Wp
Max. PV power 24V	720Wp	1440Wp	720Wp
Max. PV power 48V	n.a.	n.a.	n.a.
Max. efficiency	n.a.	n.a.	> 98%
Static MPP efficiency	n.a.	n.a.	99,9%

BI BATTERY ISOLATORS



Onboard systems usually consist of two or more batteries that function independently when powering the 12V, 24V or 48V consumers. These batteries require independent charging with reliable battery isolators or battery combiners.

Mastervolt offers several intelligent solutions:

- Battery isolators that divide your charge current with a minimum energy loss
- The Charge Mate for connecting and/or disconnecting two batteries
- Battery Watch for monitoring the condition of your batteries (also usable as main switch)

Mastervolt's BI battery isolators are based on conventional diode technology. The diode voltage drop (ca. 0,6V) can be compensated for by adapting the output voltage of the connected charger or alternator. Mastervolt battery chargers and Alpha Pro MB charge regulators come as standard with automatic voltage drop compensation.

Compact and lightweight

The Mastervolt BI battery isolators are compact and fully solid state, preventing wear. The weight varies from 580 to 1300 grams.

Robust and durable

Completely corrosion-proof material with aluminium heat sinks. The electronic components are encased in synthetic materials, the BI models have molded diode splitters.

Fast installation

The synthetic end plates feature connection lugs, the solid bolt connections with nuts and locking rings ensure easy installation.

Specifications BI battery isolators	BI 702-S	BI 703	BI 1202-S	BI 1203-S
Article number	14.662.110	14.662.111	14.662.112	14.662.113
Man. no.	83007021	83007030	83012021	83012031
Number of battery banks	2	3	2	3
Max. output charger	50A	50A	80A	80A
Max. output alternator	70A	70A	120A	120A
Compensation diode	yes	no	yes	yes
Dimensions, H x W x D	157 x 140 x 80mm	207 x 140 x 80mm	207 x 140 x 80mm	207 x 140 x 80mm
Weight	0,58 kg	1,1kg	1,2kg	1,3kg

BATTERY MATE



While BI battery isolators are conventional diode splitters, the Battery Mate's technology is electronic and includes mosfets (transistors). Its components compensate for the voltage drop and ensure that charging continues at the right voltage level, even with several battery banks.

The Battery Mate is compatible with any type of alternator/battery charger, in both existing and new systems. As the voltage loss between the alternator and battery is negligible, the Battery Mate performs far better than conventional battery isolators. This ensures fast and complete charging of your batteries without having to make additional adjustments to the alternator.

Charging two or three batteries at high capacity

The Battery Mate is most suitable for charging multiple batteries, possibly with various brands of alternators, even if their charge voltage cannot be adjusted. It can charge two or three batteries with a very high yield and without voltage loss. Models 1602/1603 are suitable for alternators with a maximum charge current of 160A, the Battery Mate 2503 is ideal for alternators with a maximum charge current of 250A.

Clear monitoring

Safety guaranteed: The Battery Mate LED display indicates whether the power input is active.

Robust and durable

Completely corrosion-proof material with aluminium heat sinks, the electronic components are encased in synthetic materials.

Fast installation

The synthetic end plates feature connection lugs, the solid bolt connections with nuts and locking rings ensure easy installation.

Specifications Battery Mate	1602 IG	1603 IG	2503 IG
Article number	14.662.115	14.662.116	14.662.117
Man. no.	83116025	83116035	83125035
Number of battery outlets	2	3	3
Max. output charger	120A	120A	200A
Max. output alternator	160A	160A	250A
Dimensions, H x W x D	207 x 140 x 80mm	207 x 140 x 80mm	207 x 140 x 80mm
Weight	1kg	1kg	1kg

CHARGE MATE



Onboard systems usually consist of two or more batteries that function independently when powering the 12V, 24V or 48V consumers. These batteries require independent charging with reliable battery isolators or battery combiners.

Mastervolt offers several intelligent solutions:

- Battery isolators that divide your charge current with a minimum energy loss
- The Charge Mate for connecting and/or disconnecting two batteries
- Battery Watch for monitoring the condition of your batteries (also usable as main switch)

can prevent the main battery from depleting and being unable to start, this seems like a safe and reliable solution. The second battery, however, also has to be charged regularly.

The Charge Mate series connects both batteries during charging and keeps them isolated when discharging. The Charge Mate 1202 and 2502 are especially practical for small systems, the Charge Mate Pro provides additional functionality by limiting the charge current to the second battery to 40A or 90A. The main battery is therefore charged with priority. The return current is automatically blocked and power dips of the onboard network are reduced. An emergency start function is possible by connecting an optional bypass switch.

A secondary battery is becoming increasingly common. As a second battery

Specifications Charge Mate	1202	2502	Pro 40	Pro 90
Article number	14.662.120	14.662.121	14.662.122	14.662.123
Man. no.	83301202	83302502	83304002	83309002
General specifications				
Input voltage range	n.a.	n.a.	9-32V	9-32V
Battery voltage	12/24V	12/24V	automatic 12/24V detection	automatic 12/24V detection
Max. current	120A	500A	limited to 40A	limited to 90A
Number of modes	n.a.	on, off, auto, start assist	on, off, auto, start assist	on, off, auto, start assist
Dimensions, H x W x D	76 x 46 x 46mm	90 x 80 x 85mm	157 x 140 x 80mm	157 x 140 x 80mm
Weight	0,125kg	0,65kg	0,88kg	0,88kg
Technical specifications				
No-load power consumption	switch open: < 1mA at 12/24V DC	switch open: < 1mA at 12/24V DC	switch open: < 1mA at 12/24V DC	switch open: < 1mA at 12/24V DC
Inrush current (250 ms)	2000A	2000A	n.a.	n.a.
Switch on voltage	13-15V (12V)/26-30V (24V)	13-15V (12V)/26-30V (24V)	13,5V (12V)/27V (24V)	13,5V (12V)/27V (24V)
Switch on delay	5 sec.	30 sec.	5 sec.	5 sec.
Switch off voltage	< 12,75V (12V)/ < 25,5V (24V)	< 12,25... > 15V (12V)/ < 25,5... > 30V (24V)	12,75V (12V)/ 25,5V (24V)	12,75V (12V)/ 25,5V (24V)
Switch off delay	no	3 minutes	2,5 sec.	2,5 sec.
Relay	electro-mechanical	electro-mechanical	electronically (MOSFETs)	electronically (MOSFETs)
Ambient temperature	-40 to 65°C	-40 to 60°C	-40 to 60°C	-40 to 60°C
Protection degree	IP21	IP21	IP65	IP65

BATTERY WATCH


MASTERVOLT
THE POWER TO BE INDEPENDENT


Onboard systems usually consist of two or more batteries that function independently when powering the 12, 24 or 48V consumers. These batteries require independent charging with reliable battery isolators or battery combiners.

Mastervolt offers several intelligent solutions:

- Battery isolators that divide your charge current with a minimum energy loss
- The Charge Mate for connecting and/or disconnecting two batteries
- Battery Watch for monitoring the condition of your batteries (also usable as main switch)

The Battery Watch is an essential element of any well-equipped battery system, offering you a 600-gram electronic watchdog that ensures a much longer lifespan for your batteries. The unit monitors the optimum condition of your batteries and can also be used as a main battery isolation switch. LED lights provide a clear read out and the undervoltage can be set using DIP switches.

Robust and durable

Completely corrosion-proof material with aluminium heat sinks, the electronic components are encased in synthetic materials.

Fast installation

The synthetic end plates feature connection lugs, the solid bolt connections with nuts and locking rings ensure easy installation.

Specifications Battery Watch	Battery Watch
Article number	14.662.124
Man. no.	83200150
Input voltage	8-32V
Max. DC load	150A
Switch off under voltage 12V	9-12V
Switch off under voltage 24V	18-24V
Dimensions, H x W x D	157 x 140 x 80mm
Weight	0,6kg

MASTERSWITCH



- Two AC inputs, for example grid power and generator
- One outlet to AC power group
- Automatic switching
- Power transfer up to 25kW, input/output from 20A to 125A

The Masterswitch Fuses version includes circuit breakers.



Specifications Masterswitch	5kW (230V)
Article number	14.662.130
Man. no.	55006010
General specifications	
Nominal input voltage	230V (50/60Hz)
Input voltage range	200-250V AC
Number of inputs	2
Number of outputs	1
Dimensions, H x W x D	200 x 110 x 115mm
Weight	1,2kg
Technical specifications	
Connection for remote control	no
MasterBus compatible	no
LED indication on cabinet	no
Nominal input current generator	20A
Nominal input current grid	20A
Nominal input current inverter	n.a.
Earth leakage switch	n.a.
Generator input switch	no
Time delay generator input	0-10 sec (adjustable)
Nominal current shortbreak output	n.a.
Nominal current power output	20A
Nominal current generator output	n.a.
Automatic circuit breakers	no, system dependent
Power consumption (AC all inputs)	7W
Power consumption (only inverter power)	0W
Temperature range (specified)	-5°C to 60°C
Temperature range (allowed)	-25°C to 70°C (may not meet the specified tolerancies)
Temperature range (storage/non operating)	-60°C to 80°C
Relative humidity	max. 95%, no condensing
Transfer time	switch on 12-22ms / switch off 4-19ms
Frequency watch	no
Cable size	0.5-10mm ² / AWG 20-7
Protection degree	IP55

MASS GI



A safe connection between vessel and shore installation is an essential part of your electrical system. A galvanic electrical isolation between shore power and the on board power prevents any electrical corrosion of metal parts while keeping you earthed.

- Lightweight and compact
- Connect to voltages from 90V to 255V and from 45Hz to 65Hz
- Units can be parallel coupled for higher capacity
- Higher efficiency, limited heat development

Modern transformer technology: Light, silent, reliable and easy

The Mass GI is supplied with the latest high-frequency switching technology as well as Soft Start for peak loads when connecting to the grid. LED lights on the casing indicate load and overload. The transformer can be remote controlled. The Mass GI is 75% lighter and 60% smaller than to low frequency transformers.

Higher capacity via parallel switching

Parallel switching of the Mass GI units increases the AC power capacity. Two 16A/3,5kW units ensures 32A/7kW, four units give 64A/14kW.

Install anywhere

With its robust aluminium casing, this isolation transformer can be fitted in any position on wall or floor. No rubber mountings are necessary because the unit does not vibrate or hum. The Mass GI also features professional connections with strain relief cable glands.



Specifications Mass GI	Mass GI 3,5
Article number	14.662.131
Man. no.	88000355
Input	
Input voltage	90-255V
Input frequency	45-65Hz
Nominal input current at 230V	16A
No-load consumption	22W
Earth leakage protection	no
Output	
Output voltage (equal to input)	90-255V, ± 5%
Output frequency	equal to input
Soft Start	yes
Switch off behaviour breaker	B-characteristic
Efficiency	> 93%
General specifications	
Power	3500W (up to 4 units parallel = 14kW)
Technology	high frequency
Dimensions, H x W x D	340 x 261 x 144mm
Weight	6kg
Approvals	CE, ABYC
Ambient temperature	0°C to 40°C, derating power > 40°C
Switch off at	80°C
Cooling	variofan
Operating humidity	max. 95%
Protection degree	IP23
MasterBus compatible	yes

new GALVANIC ISOLATORS

ProMariner™



When a ship is connected to AC shore power, corrosion is a potentially significant problem. The ProSafe FS series from Promariner are galvanic isolators that electronically interrupt small voltage differences between different metals and thus prevent corrosion on metal parts of your ship and other ships in the harbour. The Prosafe FS models are UL certified and meet the standard of the ABYC A28

recommendations. Available in 30- and 60-amp models. Installation is very simple and no separate monitor is required to verify the isolator operation.

Innovative design

The ProsafeFS60 will cool itself in case it is in operation. This is to guarantee a more efficient and cooler operation. The ProsafeFS30 uses passive cooling.

Ignition protected

Complies with ISO 8846 and both models can be mounted in an engine compartment.

Goldplated terminals

Easy installation on the green ground wire, between the AC input and the AC panel onboard your vessel. The device is equipped with highquality goldplated connections.

Art.no	Size / Type	Man. no	Voltage	Frequency	Max. Temperature	Dimensions H x B x D mm	Weight kg
14.662.150	ProsafeFS30	22034	120/240V	50/60Hz	50°C	64 x 171 x 178	1,36kg
14.662.151	ProsafeFS60	22074	120/240V	50/60Hz	50°C	95 x 165 x 184	1,55kg

SHORE FIX

MASTERVOLT
THE QUALITY FOR ALL YOUR ELECTRIC



The Shore Fix is a switch that protects and prevents the electrical installation against the leakage of electricity, and therefore prevents dangerous situations.

Specifications Shore Fix	16A/30mA
Article number	14.662.132
Man. no.	124001000
General specifications	
Nominal input voltage	230V
Number of inputs	1
Operating temperature	0°C to 60°C
Dimensions, H x W x D	200 x 110 x 115mm
Weight	0,7kg
Approvals	CE, KEMA
Technical specifications	
Connections	max. 16mm ²
Short circuit capacity	4500A
Sensitivity	30mA
Nominal current power output	16A
Relative humidity	max. 95%, non condensing
Protection degree	IP55
Switch off behaviour breaker	B-characteristic (I-mag = 3...5 x I nominal)

AGM BATTERIES



In AGM batteries, the electrolyte (mixture of water and sulphuric acid) is largely absorbed in glass fibre. This type of battery is entirely maintenance-free and there is no gas formation with normal use. Not requiring any ventilation, AGM batteries can be installed anywhere.

Their construction gives a very fast discharge at very high currents so AGM batteries are ideal for systems that require high currents (for instance when starting an engine). The battery poles can be unscrewed and this type of battery can be combined with every standard battery terminal.

Features:

- Excellent starter function
- Perfect upgrade for flooded lead acid batteries
- Same initial power surge in an AGM 12/90 Ah as 180 Ah flooded lead-acid battery
- Glass-fibre technology ensures low internal resistance
- Use of thicker plates extends lifespan
- Can be combined with every standard battery terminal
- Also for medium cyclical use
- Two year warranty when the battery monitor is present and installed

Specifications AGM Series	12/55Ah	12/70Ah	12/90Ah	12/130Ah	12/160Ah	12/225Ah	12/270Ah
Article number	14.662.200	14.662.201	14.662.202	14.662.203	14.662.204	14.662.205	14.662.206
Man. no.	62000550	62000700	62000900	62001300	62001600	62002250	62002700
Nominal battery voltage	12V	12V	12V	12V	12V	12V	12V
Nominal battery capacity C20*	55Ah	70Ah	90Ah	130Ah	160Ah	225Ah	270Ah
Max. charge current	15,3A	19,5A	25,5A	36A	45A	63A	76,5A
CCA to DIN	250A	290A	360A	590A	550A	680A	750A
CCA to SAE	400A	460A	570A	940A	870A	1080A	1200A
Battery terminal	M6	M8	M8	M8	M8	M8	M8
Max. outer dimensions, L x W x H (incl. terminals / grip handles)	257 x 132 x 200mm	348 x 167 x 178mm	330 x 173 x 220mm	408 x 176 x 228mm	485 x 170 x 242 mm	522 x 240 x 224mm	522 x 268 x 226mm
Weight	17kg	21kg	28kg	37,6kg	42,3kg	63,5kg	73kg

AGM SLIMLINE BATTERIES



In AGM batteries, the electrolyte (mixture of water and sulphuric acid) is largely absorbed in glass fibre. This type of battery is entirely maintenance-free and there is no gas formation with normal use. Not requiring any ventilation, AGM batteries can be installed anywhere.

Their construction gives a very fast discharge at very high currents so AGM batteries are ideal for systems that require high currents (for instance when starting an engine). The battery poles can be unscrewed and this type of battery can be combined with every standard battery terminal.

- Ideal universal and very slim battery; also suitable for starter functions
- Compressed AGM technology
- Saves up to 15% in volume
- Saves up to 15% in weight
- Miniscule footprint; 2x 185Ah for a 200Ah battery footprint
- Convenient M6 connections
- Two year warranty when the battery monitor is present and installed

Deliverable on demand

Specifications AGM Slimline	SL 12/150 Ah	SL 12/185 Ah
Article number	14.662.207	14.662.208
Man. no.	63001500	63001850
Nominal battery voltage	12V	12V
Nominal battery capacity C20	150Ah	185Ah
Max. charge current	43A	53A
CCA to DIN	490A	580A
CCA to SAE	790A	930A
Battery terminal	M6	M6
Max. outer dimensions, L x W x H (incl. terminals/grip handles)	560 x 110 x 280mm	560 x 126 x 280mm
Weight	40,5kg	51,2kg

AGM 6 VOLT SERIES BATTERIES



In AGM batteries, the electrolyte (mixture of water and sulphuric acid) is largely absorbed in glass fibre. This type of battery is entirely maintenance-free and there is no gas formation with normal use. Not requiring any ventilation, these batteries can be installed anywhere.

Their construction gives a very fast discharge at very high currents so AGM batteries are ideal for systems that require high currents (for instance when starting an engine). The battery poles can be unscrewed and this type of battery can be combined with every standard battery terminal.

- Offers an alternative solution in placement and dimensioning.
- Easy configuration of 12/24/48V battery banks, with high capacity.
- Double pole for easy installation.
- No gas formation with normal use.
- Can be combined with every standard battery terminal.
- Two year warranty when the battery monitor is present and installed

Specifications AGM 6 Volt Series	6/260 Ah	6/400 Ah
Article number	14.662.209	14.662.210
Man. no.	61002600	61004000
Nominal battery voltage	6V	6V
Nominal battery capacity C20	260Ah	400Ah
Max. charge current	72A	110A
CCA to DIN	590A	620A
CCA to SAE	1040A	1100A
Battery terminal	A-type + stud M10	A-type + stud M10
Max. outer dimensions, L x W x H (incl. terminals/grip handles)	295 x 180 x 298mm	295 x 180 x 428mm
Weight	35,5kg	53kg

MVG 12V BATTERIES



In Gel batteries, the electrolyte is absorbed by a Gel. This type of battery is entirely maintenance-free and has no gas formation with normal use. As no extra ventilation is required, Gel batteries can be installed anywhere. They are ideal as service battery and for cyclical use, and can be charged very quickly.

- Extremely long lifespan.
- No gas formation with normal use.
- Fast recharge, high charge current possible.
- For intensive cycle use with a high number of charge/discharge cycles.
- Very low self-discharge.
- High return on investment.
- Two year warranty when the battery monitor is present and installed

- Perfect service battery for medium sized and large 12V and 24V systems.

Specifications AGM Series	MVG 12/25 Ah	MVG 12/55 Ah	MVG 12/85 Ah	MVG 12/120 Ah	MVG 12/140 Ah	MVG 12/200 Ah
Article number	14.662.220	14.662.221	14.662.222	14.662.223	14.662.224	14.662.225
Man. no.	64000250	64000550	64000850	64001200	64001400	64002000
Nominal battery voltage	12V	12V	12V	12V	12V	12V
Nominal battery capacity C20	25Ah	55Ah	85Ah	120Ah	140Ah	200Ah
Max. charge current	12,5A	27,5A	42,5A	60A	70A	100A
CCA to DIN	110A	230A	270A	450A	540A	630A
CCA to SAE	175A	380A	450A	760	920A	1100A
Battery terminal	A-type	A-type	A-type	A-type	A-type	A-type
Max. outer dimensions, L x W x H (incl. terminals/grip handles)	167 x 176 x 126mm	261 x 136 x 230mm	330 x 171 x 236mm	513 x 189 x 223mm	513 x 189 x 223mm	518 x 274 x 238mm
Weight	9,6kg	18,1kg	29,2kg	40kg	47kg	67kg

BATTERY MONITORING



A Mastervolt battery monitoring system brings an end to nasty surprises. A clear display shows performance, consumption and available battery capacity. More elaborate systems management is also available: this includes monitoring and operation of multiple functions such as AC and DC power provision via the generator, mains or main engine. The choice is yours.

A choice of instruments for different needs

Measuring the actual amount of energy remaining in a battery is a complex task, different to simply checking the level in a water or fuel tank. Many factors influence how much energy the battery can still supply, including its age, the surrounding temperature and the intensity of the loads connected to the battery. Although a voltmeter can give a rough indication of the battery's condition, there is a more accurate and reliable way to obtain information - via one of Mastervolt's battery monitors.

BattMan Lite; An affordable battery monitor that does exactly that: providing critical information about the status of your battery bank under all circumstances. Additionally it will warn you when your battery bank is empty.

BattMan Pro; Also displays the remaining time until your battery needs to be charged and stores special battery status events.

Masterlink BTM-III; Provides an accurate indication of the voltage, current, amp-hours, remaining time and remaining capacity of battery bank 1, and the actual and estimated capacity of battery banks 2 and 3. The built-in microprocessor calculates the remaining capacity and stores historic data.

Masterlink BTM-III; Provides an accurate indication of the voltage, current, amp-hours, remaining time and remaining capacity of battery bank 1, and the actual and estimated capacity of battery banks 2 and 3. The built-in microprocessor calculates the remaining capacity and stores historic data.

MasterShunt 500: MasterShunt is the heart of every MasterBus energy system. This integrated battery monitor shares information about the battery bank with other Mastervolt devices such as battery chargers, Combis, and displays. No surprises: allowing complete automation of your system, MasterShunt improves comfort, prolongs battery life and extends your runtime.

The MasterShunt 500 provides all information needed for monitoring your battery bank and control of your system, such as voltage, current, state of charge and time remaining. All information is made available to the system by a single MasterBus cable. Extremely accurate measurement of current flow over state of charge enables the MasterShunt to precisely determine the time remaining. This combination is the most advanced battery monitoring system. Touchscreen control for all functions.

EasyView 5; Features a sharp, waterproof display which is clearly readable in daylight. Thanks to the colour touchscreen and multi-language menu, the display is a pleasure to operate. Easily customizable favourite pages show all relevant system information at a glance.

Smart Remote; Completes any MasterBus or CZone system. With its good looks and compact size, the Smart-Remote is ideal as a remote panel in entry level power systems or as a local device readout in larger systems. Applications include boats, vehicles and stationary systems.

BATTERY MONITORING



Specifications Battery Monitoring	Battman Lite	Battman Pro	Masterlink BTM-III	Mastershunt 500 (only in combination with EasyView 5)
Article number	14.662.250	14.662.251	14.662.252	14.662.253 (+14.662.249)
Man. no.	70405060	70405070	70403163	77020115 (+ 77010310)
General specifications				
Number of battery outlets	2; service (fully), starter (voltage)	2; service (fully), starter (voltage)	3; service, starter & bowthruster	one battery set per MasterShunt
Display/read-out	voltage, current, amp- hours, battery capacity in %	voltage, current, amp- hours, time remaining, battery capacity in %, special battery status events	voltage, current, amp- hours, time remaining, battery capacity in % special battery status events	voltage, current, amp-hours, time remaining, battery capacity in %, inverter & charger operation, Power Sharing, special battery status events,
Dimensions	64 x 79mm	64 x 79mm	65 x 120mm	113 x 113 x 37mm
Dimensions shunt, H x W x D	87 x 45 x 35mm	87 x 45 x 35mm	84 x 44 x 44mm	150 x 150 x 65mm
Built-in depth	72,5mm	72,5mm	40mm (55mm incl. cover and cable)	surface mount
Weight (excl. shunt)	0,1kg	0,13kg	0,25kg	1kg
Technical specifications				
Max. Ah capacity	999Ah	9999Ah	9999Ah	9999Ah
Supply voltage	9-35V	9-35V	8-50V	8-60V
Voltage range	0-35V	0-35V	7-35V	0-60V
Current consumption (backlight off)	8mA/12V - 6mA/24V	8mA/12V - 6mA/24V	28mA/12V - 16mA/24V	28mA/12V - 16mA/24V
Current consumption (backlight on)	30mA/12V - 18mA/24V	30mA/12V - 18mA/24V	100mA/12V - 50mA/24V	100mA/12V - 50mA/24V
Voltage resolution	0,1V	0,01V	0,1V	0,1V
Voltage accuracy	± 0,3%	± 0,3%	± 0,6%	± 0,6%
Shunt specification	500A/50mV (service set)	500A/50mV (service set)	500A/50mV (service set) (option incl. 1000A)	digital shunt
Current measurement range	0-500A	0-500A	0-500A (optie inc. 1000A)	0-500A
Current accuracy	± 0,4%	± 0,4%	± 0,8%	± 0,8%
Battery alarm contact	yes, potential free	yes, potential free	yes, open collector	yes, via MasterBus alarm interface
Remaining time indication	no	yes	yes	yes
Historical data	no	yes	yes	yes
MasterBus compatible	no	no	no	yes
Connection cable (6-wire) necessary	yes	yes	no	no
Modular cable necessary	no	no	no	MasterBus cable included
Languages on display	universal	universal	English, Dutch, French, Spanish, German, Danish, Finnish, Norwegian, Italian, Swedish	English, Dutch, French, Spanish, German, Danish, Finnish, Norwegian, Italian, Swedish



MASTERVOLT
THE POWER TO BE INDEPENDENT

EASYVIEW 5

Waterproof System Monitor with 'daylight readable' display and intuitive touchscreen

Controlling your Mastervolt system has never been easier. The EasyView 5 features a sharp, waterproof display which is clearly readable in daylight. Thanks to the colour touchscreen and multi-language menu, the display is a pleasure to operate. Easily customizable favourite pages show all relevant system information at a glance.

Features

- Water proof, 'daylight readable' colour display.
- Intuitive touch control
- Customizable favourite pages
- Log book for warnings and alarms
- Buzzer and Home button
- Easy mounting: front mount, wall mount or retrofit
- MasterBus powered, or 12/24V input
- Easy updating through MasterBus and USB
- With 6m cable
- Dimensions H x W x D 113mm x 127mm x 43mm
- Weight 0,315kg
- Power consumption < 160mW (idle mode)
- Protection degree IP67; waterproof front

Applications

The EasyView 5 completes any MasterBus system. With its handy functionality and compact size, the EasyView is ideal for yachts, vehicles and stationary systems. Applicable in various markets such as marine, mobile (recreational and professional), infrastructure, offshore, off grid and industrial. The possibilities are endless!

For use in combination with the Mass Combi, a MasterBus Combi Interface must be used.



Art.no	Man. no.
14.662.049	77010310

SMARTREMOTE



Checking your Mastervolt product has never been easier

The SmartRemote completes any MasterBus or CZone system. With its good looks and compact size, the SmartRemote is ideal as a remote panel in entry level power systems or as a local device readout in larger systems. Applications include boats, vehicles and stationary systems.

Local device monitoring

Mastervolt products enable intelligent power systems with advanced multi-device monitoring and control. However, in situations where the local device readout is hard to reach or too limited, an entry-level color display for local device monitoring would be ideal. This is where the SmartRemote comes in.

Easy to use

The new SmartRemote single-device display is unique in many ways. It communicates with Mastervolt devices, shows key parameters, allows simple device settings and is fun to use. Checking your batteries, adjusting your shore fuse or controlling your Mastervolt charger/inverter has never been easier.

Easy to install

The SmartRemote display can be panel mounted or may be integrated into a Blue Sea Systems Custom 360 bezel. Connection is easy as 1-2-3: simply click the network cable into a Mastervolt device and off you go.

Features

- Full color display for local device monitoring
- Displays four key parameters
- Control key device functions
- CZone and MasterBus network compatible
- Universal, easy mounting
- Plug & Play – no configuration, no power supply needed
- Blue Sea Systems Custom 360 integration
- Only suitable for Combimaster and one smartremote per Combimaster

Specifications SmartRemote	SmartRemote
Article number	14.662.013
Man. no.	77010600
General specifications	
Interfaces	CZone, MasterBus
Display/read-out	2,8 inch, 320 x 240 pixels, high colour
Mounting	panel mount (cutout: Ø 52mm / 2 inch, 4 screws included); Blue Sea 360 panel mount (locking ring included)
Protection degree	IP20
Dimensions, hxwx d	72 x 72 x 29,4mm
Weight	0,075kg
Delivered with	Comes with 6 meter Masterbus cable and 1 meter CZone dropcable
Technical specifications	
Power consumption	Bus powered, < 160mW (idle mode)



MASTERSHUNT 500 CZONE

MasterShunt is the heart of every battery powered energy system. This integrated battery monitor shares information about the battery bank with other MasterBus, CZone or NMEA 2000 enabled devices such as battery chargers, inverter/chargers and displays. No surprises: allowing complete automation of your system, MasterShunt improves comfort, prolongs battery life and extends your runtime.

The MasterShunt 500 provides all information needed for monitoring your battery bank and control of your system, such as voltage, current, state of charge and time remaining. All information is made available to the system by a single MasterBus or CZone cable. Extremely accurate measurement of current flow over state of charge enables the MasterShunt to precisely determine the time remaining.

Programmable events and an integrated real time clock make it possible to fully automate your system. Examples are to start your generator automatically when the battery bank is low (or just delaying at night!), or to automatically generate a warning at a certain depth of discharge.

The proven MasterShunt design has been upgraded to obtain an even higher level of accuracy and control. Taking into account battery specific parameters, MasterShunt takes reading accuracy to a whole new level.

The MasterShunt 500 CZone allows freedom of choice with regards to fuse type, rating and location. The battery monitor is supplied with an internal bus bar, to be used in situations where an external fuse holder is selected. In case the MasterShunt is installed close to the battery, the bus bar may be replaced by either an ANL type or Class T main fuse, saving both space and cost.

Features

- MasterBus, CZone and NMEA 2000 communication
- Fits in a CZone system including setup tools and configuration file
- Digital shunt providing the energy system with extensive information and historical data
- Very accurate and reliable determination of State of Charge (SOC)
- Service mode prevents memory loss during system maintenance
- Realistic and precise indication of the time remaining
- For higher current, multiple MasterShunt models may be installed in parallel
- MasterConnect system makes connecting to the DC Distribution product very easy
- Straight forward, easy to install
- Freedom of choice for fuse type, rating and location. Suitable for T-fuse and ANL-fuse (to be ordered separately)
- Robust housing with isolation of the DC connections



Specifications MasterShunt	500 Czone
Article number	14.662.249
Man. no.	77020115
Communication & monitoring	
Communication interfaces	MasterBus, CZone, NMEA 2000
General specifications	
MasterBus powering	yes, incl. Smart MasterBus Powering (switched off for CZone or NMEA 2000 communication)
Battery voltage	12/24/48V DC
Current	300A continuously, 400A for 10 min., 50A for 5 min. and 600A for 2 mi
Main fuse	bus bar included in MasterShunt, Class T fuse or ANL fuse to be ordered separately
Idle consumption	23 mA (normal operation), <1 mA (power saving, MasterBus off)
System functionality	alarms, timers, auto start/stop for generator
System information	warning low voltage, low state of charge, high voltage
Programmable alarms	warning low voltage, low state of charge, high voltage
Dimensions, H x W x D	150 x 150 x 65mm
Weight	0,7kg
Delivered with	MasterShunt, temperatuursensor, MasterBus terminator, isolatiekap voor DC aansluitingen, 1 mtr Mastervolt-CZone dropkabel
Technical specifications	
Battery types	Gel, AGM, flooded, Lithium Ion
Protection degree	IP21

6 CHARGERS

MASTERBUS CABLE



Suitable for data traffic and powering peripheral equipment in harsh environments, this is the only cable you need for your Masterbus network. Masterbus compatible products come standard with two ports, while other equipment requires an interface.

Art.no	Man. no	Length m
14.662.279	77040020	0,2
14.662.280	77040050	0,5
14.662.281	77040100	1
14.662.282	77040300	3
14.662.283	77040600	6
14.662.284	77041000	10
14.662.285	77041500	15
14.662.286	77042500	25

DC DISTRIBUTION 500



The DC Distribution 500 is the smallest distribution model available. It connects up to four DC devices, such as a battery charger, inverter, alternators and solar panels. With the plug & play cable it can be easily connected to the MasterBus network. The EasyView panel gives all fuses logical names, for instance, referring to the connected equipment, to ensure you receive understandable error notifications (for example: battery charger fuse defect).

Specifications DC Distributor	DC Distribution 500
Article number	14.662.254
Man. no.	77020200
Dimensions H x W x D	150 x 216 x 65mm
Weight	1,2kg/2,6lb
Battery voltage	12, 24 or 48V DC
Current	300A continuous/500A for 5 minutes
Masterbus powering	no
Standard fuses	80A (2x), 160A and 125A - ANL type (deviating values can be ordered separately)
Spare fuse	125A - ANL type
Alarm	fuse monitoring
Protection degree	IP21
Delivered with	four standard fuses and one spare fuse, hex tool, MasterBus terminator, MasterBus cable, cable protections for DC connections

MASTERBUS USB INTERFACE



The MasterBus USB Interface enables you to read and configure the MasterBus network via your PC.

Art.no	Man. no	Description
14.662.255	77030100	Masterbus Interface

MASTERBUS MULTIPURPOSE CONTACT OUTPUT

This potential-free programmable contact can be customised and programmed to give your MasterBus network unprecedented possibilities. Use it, for example, to control a ventilator, or to operate a generator.

MASTERVOLT
THE POWER TO BE INDEPENDENT



Art.no	Man. no	Description
14.662.256	77030500	multipurpose contact output

BEP

BEP

The Pro installer series from BEP makes it possible to quickly and easily create a compact and clear intuitive installation. Pro installer products are designed for quick and uncluttered flexible installation in tight spaces. The components are easily interconnected and clustered, because all components have the same interconnection height and mounting ratios. These connections can be made by means of the separately available link strips. The individual components can be provided with a label on the protective cover, which considerably increases the clarity of the installation. The Pro installer products are easy to recognize by the Pro Installer logo.



Part of the Pro installer range is the battery switch series, these are easy to install in many ways and due to the same construction and connection height, fits perfectly in a well-arranged battery cluster of Pro installer components. Battery switches from the Pro installer range have a built-in size, that is standard in the water sports industry, which makes replacing an existing battery switch very easy. They have three mounting options: surface, recessed and front panel mounting. Cable connections are easily accessible. The buttons of the battery switches are quickly removable to prevent accidental activation during maintenance.

- Tinned copper battery cable connections
- Stainless steel washers and nuts
- Very strong ABS plastic
- IP66 water resistance
- UL1107 ignition protected
- CE certified



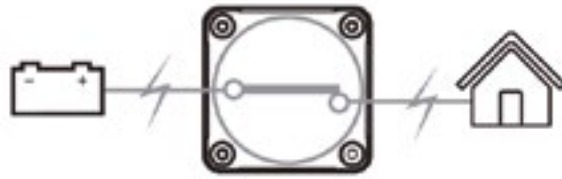
EZ-mount

The patented Pro installer battery switches with EZ-mount from BEP have, in addition to the advantages of the standard Pro installer battery switches, the possibility to connect the cabling from the front. By simply mounting the base, the battery cables can then easily be connected. Finally, place the button and housing to the base. The EZ-mount battery switches only have surface mounting functionality

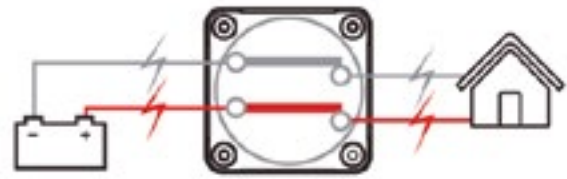


6 BATTERY SWITCHES

BATTERY SWITCH ON/OFF



1-polig



2-polig

A powerful latest generation pro installer battery switch with excellent performance and features for both the installer and the end user. The battery switches have three mounting options: surface mounting, flush mounting and front panel mounting, plus optimized cable access for easy installation. Available in single-pole and double-pole version if interruption of both the positive and negative pole is required. Also available in EZ-mount variant.

- Stainless steel washers and nuts
- IP66 water resistance
- UL1107 ignition protected
- CE certified



Art.no	Man. no	Description	Studs	Voltage	Amp. (cont./max.)	Dim. L x W x H mm
14.452.161	770	single pole	2 x 10mm	12V - 48V	400A/1500A	98 x 98 x 92
14.452.163	770-DP	dubble pole	4 x 10mm	12V - 48V	400A/1500A	98 x 98 x 92



EZ -Mount (Only front mount)

Art.no	Man. no	Description	Studs	Voltage	Amp. (cont./max.)	Dim. L x W x H mm
14.452.160	770-EZ	single pole	2 x 10mm	12V - 48V	400A/1500A	98 x 98 x 92
14.452.162	770-DP-EZ	dubble pole	4 x 10mm	12V - 48V	400A/1500A	98 x 98 x 92

BATTERY SELECTOR SWITCH



Battery selector switch suitable for switching between two battery banks or switching the batteries parallel. Also available in EZ-mount variant. These models are without AFD.

Art.no	Man. no	Description	Studs	Voltage	Amp. (cont./max.)	Dim. L x W x H mm
14.452.166	771-S	1/2/both/off	3 x 10mm	12V - 48V	400A/1500A	98 x 98 x 92



EZ -Mount (Only front mount)

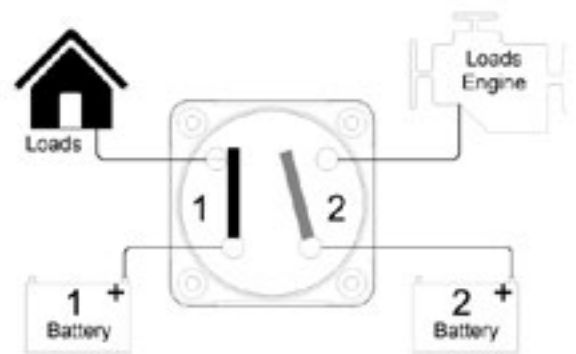
Art.no	Man. no	Description	Studs	Voltage	Amp. (cont./max.)	Dim. L x W x H mm
14.452.165	771-S-EZ	1/2/both/off	3 x 10mm	12V - 48V	400A/1500A	98 x 98 x 92

BATTERY SWITCH DUAL BANK



This innovative Pro installer battery switch for two batteries, or two battery banks, is like three switches in one for very intuitive switching between 2 battery banks. This switch makes it possible to switch on a starter battery and a service battery, with both circuits isolated. With the parallel position, the battery switch switches the batteries in parallel, for example to start the engine in an emergency.

The unique thing about this switch is that you can, for example, turn off the engine's starter battery, but leave the service battery switched on, so that in the event of an engine failure, you can still use the radio to make an emergency call. This option is also ideal, if the engine needs to be serviced, by only switching off the circuit of the starter battery, you can still simultaneously switch on lights and the radio via the service battery.



Art.no	Man. no	Description	Studs	Voltage	Amp. (cont./max.)	Dim. L x W x H mm
14.452.168	772-DBC	dual control	4 x 10mm	12V - 48V	400A/1500A	98 x 98 x 92



EZ -Mount (Only front mount)

Art.no	Man. no	Description	Studs	Voltage	Amp. (cont./max.)	Dim. L x W x H mm
14.452.167	772-DBC-EZ dual control		4 x 10mm	12V - 48V	400A/1500A	98 x 98 x 92



6 BATTERY SWITCHES

BATTERY SWITCH CONTOUR

BEP



These very compact battery switches use the contour system, the contour system makes it possible to install the switches standalone, connect to other switches or the DVSR relay (article number 14.452.188). Three removable side panels provide easy access for connecting the battery cables. Available in master switch for a single battery (bank), or a battery selector switch, which can switch between two batteries or connect the batteries parallel.

- Switch button can be removed for added safety
- Three side panels for easy installation of the battery cables
- The panel on the back insulates the battery switch against short circuits
- 52mm hole for mounting

Art.no	Man. no	Description	Studs	Voltage	Amp. (cont./max.)	Dim. L x W x H mm	Max. cable
14.452.171	701	on/off	2 x 10mm	12V - 48V	275A/1250A	69 x 69 x 75	95mm ²



Art.no	Man. no	Description	Studs	Voltage	Amp. (cont./max.)	Dim. L x W x H mm	Max. cable
14.452.172	701S	1/2/1+2/off	3 x 8mm	12V - 48V	200A/1000A	69 x 69 x 75	50mm ²

BATTERY SWITCH EASYFIT

BEP

This battery switch is ideal for panel mounting. By means of threaded ring, the battery switch is easy to install through panels with a maximum thickness of 19mm.



- Easy installation
- Removable button on the battery switch
- Removable back panel that conforms to ABYC standard
- Surface mount also possible
- Standard size makes replacing an existing battery switch easy

Art.no	Man. no	Description	Studs	Voltage	Amp. (cont./max.)	Dim. L x W x H mm	Max. cable
14.452.170	700	on/off	2 x 10mm	12V - 48V	275A/1250A	68 x 68 x 110	95mm ²

BATTERY SWITCH HEAVY-DUTY

BEP

The 720 heavy-duty battery switch is very suitable for installation on larger boats. This battery switch can handle the higher electrical charges, for example when starting larger diesel engines in boats and campers. 600A continuous and 2500A peak load. The battery switch can be mounted as surface-mounted or rear-panel mounted. It is also possible to lock the switch by means of a padlock (not included).



Art.no	Man. no	Description	Studs	Voltage	Amp. (cont./max.)	Dim. L x W x H mm	Max. cable
14.452.173	720	on/off	2 x 12mm	12V - 48V	600A/2500A	102 x 102 x 90	2 x 95mm ²

BATTERY SWITCH PANELMOUNT

BEP

These battery switches are specifically designed for panel mounting applications. This range provides a very compact multifunctional solution for installing battery switches.

- Compact and lightweight
- Removable button on the 701-PM (article number 14.452.175)
- Recesses for surface mounting
- 52mm installation size
- Thread for 4,8mm (3/16") nut
- Various interchangeable labels included
- 701-PM (article number 14.452.175) suitable for on / off operation for one battery bank
- 701S-PM (article number 14.452.176) suitable for (1/2/1 & 2) functionality between two battery banks



Switches

Art.no	Man. no	Description	Studs	Voltage	Amp. (cont./max.)	Dim. L x W x H mm	Max. cable
14.452.175	701-PM	on/off/1/1&2	2 x 12m	12V - 48V	275A/1250A	69 x 69 x 67	95mm ²



Switches

Art.no	Man. no	Description	Studs	Voltage	Amp. (cont./max.)	Dim. L x W x H mm	Max. cable
14.452.176	701S-PM	aan/uit/1/1&2	3 x 8mm	12V - 48V	200A/1000A	69 x 69 x 67	50mm ²

6 BATTERY SWITCHES



Mounting plate (comes with needed assembly material)

Art.no	Man. no	Description	Dim. L x W mm
14.452.174	BSP-1	panel for 701 series battery switch	95 x 95



Exchangeable knob for the 701-series

Art.no	Man. no	Colour
14.452.177	701-KEY	red



Art.no	Man. no	Colour
14.452.178	701-KEY-EP	yellow

BATTERY SWITCH REMOTE OPERATED

BEP

The remote-controlled motorized battery switches allow the battery switch to be installed very close to the battery, the user operates the battery switch remotely. This results in more compact, lighter installations with shorter and less thick cabling (cost-effective). Ideal for insulating bow, or stern thrusters. Can be operated with, for example a switch on the dashboard.



- Manual operation possible and complies with CE / ABYC standard
- Can be connected to the installation with other contour products
- Off mode power consumption for the 701-MD 15mA, for the 701MDCZ 12mA
- LED status lamp for dashboard operation possible
- Built-in or surface-mounted possible
- Includes labels for switches
- 701-MDCZ suitable for CZONE integration, can be connected directly to a CZone network

Art.no	Man. no	Description	Studs	Voltage	Amp. (cont./max.)	Dim. L x W x H mm	Max. cable
14.452.180	701-MD	on/off	10mm	9,5V - 32V	275A/1250A	69 x 69 x 110	95mm ²



Art.no	Man. no	Description	Studs	Voltage	Amp. (cont./max.)	Dim. L x W x H mm	Max. cable
14.452.181	701-MDCZ	on/off CZone	10mm	9,5V - 32V	275A/1250A	69 x 69 x 110	95mm ²

Features of 720-MDO

The 720-MDO can switch various voltage circuits from the main power supply, for example: a 48V battery bank for a bow thruster with a 24V service battery. The optical sensor automatically adjusts to 12V or 24V.

- Ability to switch different voltage circuits
- Suitable for heavier installations 500A. continuous and 2500A peak
- Can be used to switch the plus or minus wire
- The main contacts can be isolated from the control circuit, allowing operation from another battery source
- Static current draw (Switched off) <15mA
- Static current draw (Switched on + Remote LED) <25mA
- Switching current <150mA



Art.no	Man. no	Description	Studs	Voltage	Amp. (cont./max.)	Dim. L x W x H mm	Max. cable
14.452.182	720-MDO	on/off heavy duty	12mm	9,5V - 32V	500A/2500A	102 x 102 x 110	95mm ²

BATTERY SWITCH WITH VSS

BEP

This voltage sensitive motorized battery switch with isolating relay (VSS) automatically detects voltage from a connected battery bank and ensures optimal, efficient charging of the second battery (bank). The VSS makes it possible to combine or isolate independent battery banks based on the presence of a charging source, such as an engine alternator or battery charger. The parallel emergency function can be operated via an optional momentary switch on the dashboard, which connects the batteries parallel for 10 minutes. When these 10 minutes have passed and the voltage is high enough, the voltage sensitive will stay engaged. If not, it will disengage.

- Manual operation possible
- Tin-plated copper conductors
- Ignition protected
- Can be connected to the installation with other contour products
- Surface and recessed mounting possible



Art.no	Man. no	Description	engages/disengages (V)	Voltage	Ampere	Dim. L x W x H mm	Max. cable
14.452.185	701-MDVS	VSS 12V	13,7 / 12,2 - 13.00	12V	275A	69 x 69 x 101	95mm ²

Features of the 720MDVSO

- Suitable for 12V or 24V (both battery banks must have the same voltage)
- Low power consumption (<6mA)
- Switches on at lower voltage. Suitable for engine alternator with lower charging voltage and in high temperature environment



Art.no	Man. no	Description	engages/disengages (V)	Voltage	Ampere	Dim. L x W x H mm	Max. cable
14.452.186	720-MDVSO	VSS 12V/24V	13,3 - 26,6 / 12,7 - 26,6	12V - 24V	500A	102 x 102 x 110	95mm ²

6 BATTERY SWITCHES

DIGITAL SWITCHING RELAY

BEP

This digital switching relay provides a very effective solution for the automated charging of a second battery bank. It ensures correct charging, without the risk of an empty starter battery. When the starter battery is sufficiently charged, the relay switches on and the second battery can be charged. When the starter battery has to be recharged, the relay isolates the batteries, which ensures that the starter battery is always optimally charged. Very reliable, because everything is digital.

- Safe charging of two or more batteries from a charging source (battery charger, alternator)
- First charge starter battery before charging service battery
- Isolates and protects electronics from harmful power surges
- Easy installation by means of three wires
- Multivolt, automatically switches between 12V and 24V
- <2mA power consumption in standby
- No voltage drop
- Ignition protected
- Link installation with other contour products
- Surface and recessed mounting possible

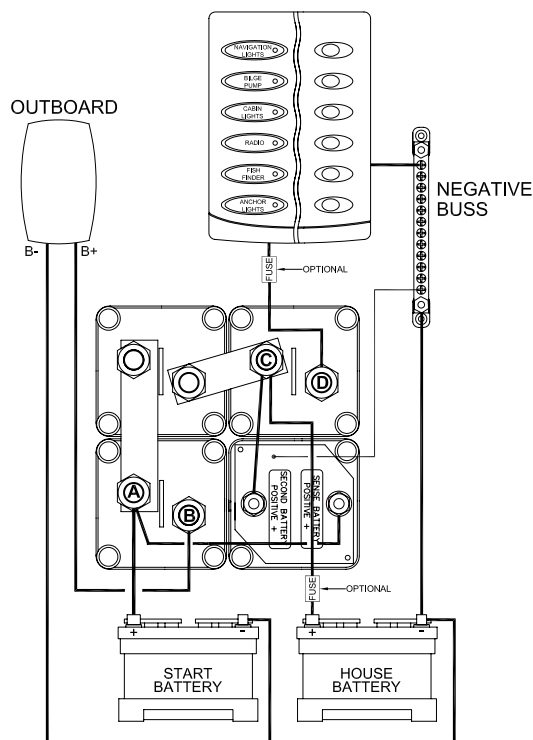


Art.no	Man. no	Description	engages/disengages (V)	Voltage	Ampere	Dim. L x W x H mm	Max. cable
14.452.188	710-140A	(DVSR) 12/24V	13,4 - 26,8 / 12,8 - 25,6	12V - 24V	140A	69 x 69 x 50	8mm ²

BATTERY DISTRIBUTION CLUSTER

BEP

In addition to the separate components of the BEP contour system, there is also pre-installed cluster available, ideal for replacing a battery selection switch. It easily turns a simple battery system into a fully automated charging system, with two battery switches for the light and starter battery, switching relay and parallel switching. Disconnect the current battery selection switch and connect the battery cables to this cluster. No extra cables required to make your installation fully automated.



- Maximum 150A
- Suitable for system with single outboard engine, or inboard engine with a double battery (bank)



Art.no	Man. no	Description
14.452.189	716-SQ-140A-DVSR	battery distribution cluster

BUSBARS HEAVY DUTY



Pro installer Heavy-duty Bus Bars provide a robust means to connect (bus) together the multitude of large cables found in modern electrical installation. They offer unrivalled flexibility to meet the requirements of any installation.

- Maximum 50V DC
- Tinned CDA102 copper conductors
- SS studs, washers and nuts
- Generous stud lengths, metric threads



Art.no	Man. no	Studs	Max. Amp.	L x W mm
14.425.960	777-BB3S-650	3 x 10mm	650A	98 x 49



Art.no	Man. no	Studs	Max. Amp.	L x W mm
14.425.961	777-BB4S-500	4 x 8mm	500A	98 x 49



Art.no	Man. no	Studs	Max. Amp.	L x W mm
14.425.962	777-BB5S-650	5 x 10mm	650A	147 x 49



Art.no	Man. no	Studs	Max. Amp.	L x W mm
14.425.963	777-BB8S-650	8 x 10mm	650A	249 x 49

Z-BUSBARS



The Z-busbars are a new concept for small cable termination. These bus bars maximize power density by utilizing high- and low-level bars to optimize cable runs. Saving even more installation space.

- Maximum 50V DC
- 4 x 6mm studs
- 4mm terminals
- Maximum 200A per bar (2 x 200A)
- Tinned CDA102 copper conductors
- Stainless steel studs, washers and nuts



Art.no	Man. no	Terminals	L x W mm
14.425.964	777-Z10W-200	10	98 x 49



Art.no	Man. no	Terminals	L x W mm
14.425.965	777-Z18W-200	18	147 x 98

6 FUSEHOLDERS

FUSEHOLDER ANL



These ANL fuse holders offer circuit protection for both the installer and end-user. the fuseholders provide superior access for fuse inspection and replacement.



- Maximum 50V DC
- Fuse mounting studs 8mm
- Double washers allow any ANL fuse brand to be fitted
- Fuse type: ANL or ANN (fast blow)
- Tinned CDA102 copper conductors 14.425.966

Art.no	Man. no	Fuse studs	Fuse	L x W mm
14.425.966	778-ANL	2 x 8mm	35A - 300A	98 x 49



Art.no	Man. no	Fuse studs	Cable studs	Fuse	L x W mm
14.425.967	778-ANL2S	2 x 8mm	2 x 10mm	35A - 750A	147 x 49

FUSEHOLDER CLASS-T



Class-T fusing provides the ultimate protection for high power circuits, and where extremely fast fuse blow characteristics are required. Modern battery technologies such as Mastervolt lithium Ion or AGM are capable of very high short circuit currents which may be beyond the interrupt rating of standard circuit breakers and other types of fuse. Two sizes of Pro Installer Class-T fuse holder are available which accommodate fuses from 225-400 amps and 450-600 amps respectively.



- Maximum 50V DC
- Fuse type Class-T (JLLN/TJN/A31)
- Cable mounting studs 10mm
- Tinned CDA102 copper conductors
- Stainless steel studs, washers and nuts
- High temperature, fiber reinforced plastic base provides strength and chemical resistance

Art.no	Man. no	Fuse studs	Fuse	L x W mm
14.425.968	778-T2S-400	2 x 10mm	225A - 400A	147 x 49



Art.no	Man. no	Fuse studs	Cable studs	Fuse	L x W mm
14.425.969	778-T2S-600	2 x 10mm	2 x 12mm	450A - 600A	147 x 49

INSULATED STUDS / POWER POST



Insulated studs / power posts are used to make connection between cables with high currents. Pro installer insulated studs are available in 8mm, 10mm and double versions. Also, a power tapping plate is available in the single stud versions to provide convenient termination points for additional small cables. The Insulated studs from the Pro Installer range are easy to integrate into a bigger Pro Installer installation because of the modular design.

- Maximum 50V DC
- SPT power tapping plate models with 4 x 4mm terminals (maximum 4 x 50A)
- High temperature, fiber reinforced plastic base provides strength and chemical resistance
- Stainless steel studs, washers and nuts
- Clear polycarbonate cover with snap-out extra cable access



Art.no	Man. no	Studs	SPT plate with extra 4 x 4mm
14.425.973	IST-8MM-1S	1 x 8mm	No



Art.no	Man. no	Studs	SPT plate with extra 4 x 4mm
14.425.974	IST-8MM-1SPT	1 x 8mm	Yes



Art.no	Man. no	Studs	SPT plate with extra 4 x 4mm
14.425.975	IST-8MM-2S	2 x 8mm	No



Art.no	Man. no	Studs	SPT plate with extra 4 x 4mm
14.425.976	IST-10MM-1S	1 x 10mm	No



Art.no	Man. no	Studs	SPT plate with extra 4 x 4mm
14.425.977	IST-10MM-1SPT	1 x 10mm	Yes



Art.no	Man. no	Studs	SPT plate with extra 4 x 4mm
14.425.978	IST-10MM-2S	2 x 10mm	No



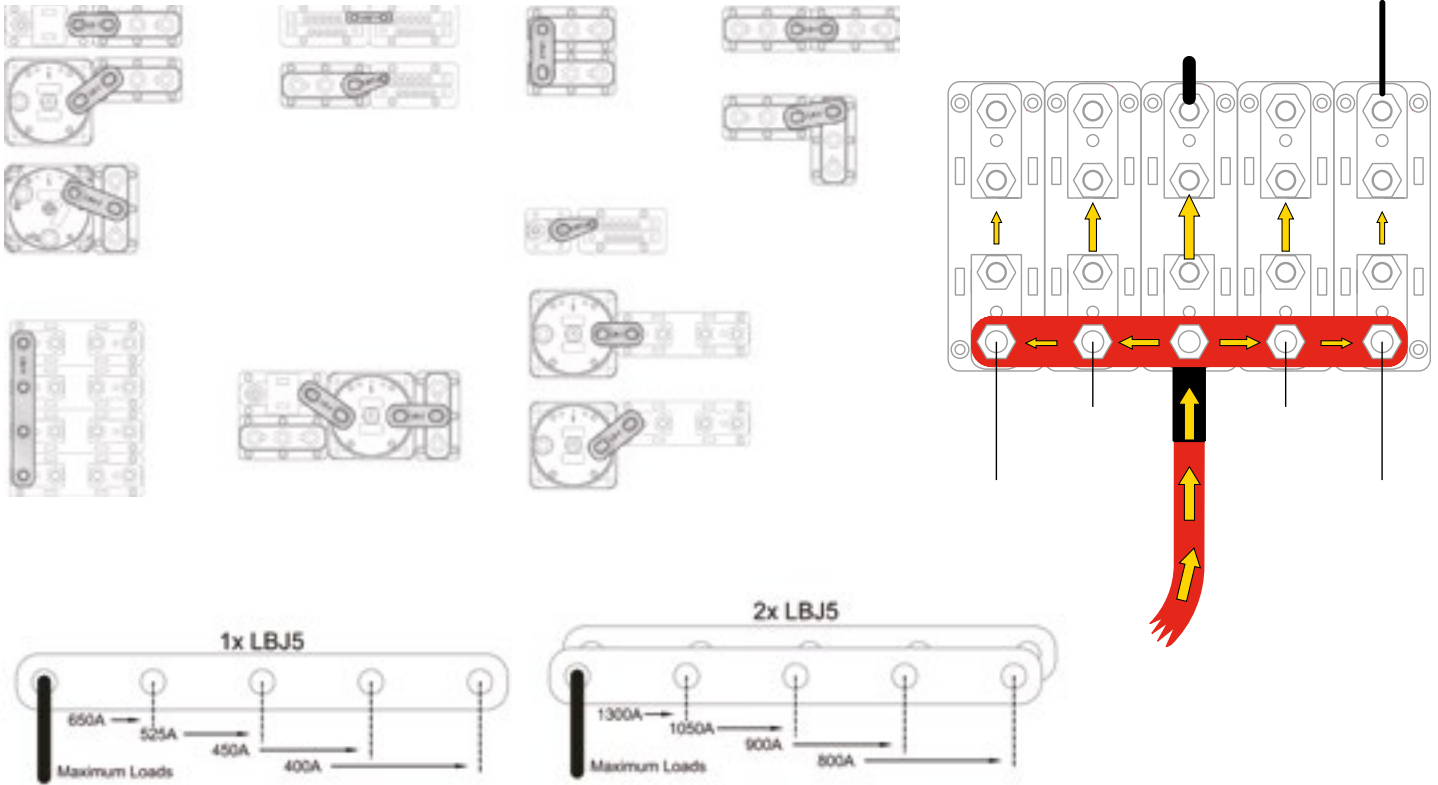
Art.no	Man. no	Studs	SPT plate with extra 4 x 4mm
14.425.979	IST-10MM-8MM	1 x 8mm & 1 x 10mm	No

6 LINK BARS

LINK BARS




Copper tinned link bars to connect the Pro Installer products quick and efficient with each other. The link bars can be double for higher loads. See diagram to select the right link bar.



Art.no	Man. no	Type	Size L x W mm	C.t.C. mm	Pcs
14.425.980	779-LB-1-B	Short for 8 & 10mm Studs	56 x 25	31.0 - 34.7	5



Art.no	Man. no	Type	Size L x W mm	C.t.C. mm	Pcs
14.425.981	779-LB-2-B	Medium for 8 & 10mm Studs	69 x 25	35.5 - 42.5	5



Art.no	Man. no	Type	Size L x W mm	C.t.C. mm	Pcs
14.425.982	779-LBJ-2-B	Link Bar Joiner 2-way 650A	74 x 25	46.0 - 50.0	1



Art.no	Man. no	Type	Size L x W mm	C.t.C. mm	Pcs
14.425.983	779-LBJ-3-B	Link Bar Joiner 3-way 525A	123 x 25	49,0	1

BUSBARS



All-round busbars tin-plated, brass-insulated mounting bases with recessed mounting holes to avoid accidental shorts on aluminum surfaces.

- Supplied with cover
- Busbar is supplied with 2 x M6 input studs
- 4mm stainless steel terminal screws with shake proof washers



Art.no	Man. no	Terminals	Max. Amp.	Size L x W x H mm
14.425.985	BB-6W-2S/DSP	6	100	117 x 15 x 29



Art.no	Man. no	Terminals	Max. Amp.	Size L x W x H mm
14.425.986	BB-12W-2S/DSP	12	100	117 x 15 x 29



Art.no	Man. no	Terminals	Max. Amp.	Size L x W x H mm
14.425.987	BB-24W-2S/DSP	24	150	204 x 24 x 29



Art.no	Man. no	Terminals	Max. Amp.	Size L x W x H mm
14.425.988	BB-6W-2NC/DSP	2 x 6	100	113 x 42 x 29



Art.no	Man. no	Terminals	Max. Amp.	Size L x W x H mm
14.425.989	BB-12W-2NC/DSP	2 x 12	100	173 x 42 x 29

INSULATED STUDS / POWER POST



Insulated studs / power posts are used to make connection between cables with high currents.

- Made with high temperature plastic bases
- Dual studs ideal for + & - connections for example: windlasses or converter installations
- Including stud covers which push securely over the threaded stud. (ABYC standard)
- Stainless steel studs, washers and nuts



Art.no	Man. no	Studs	Colour
14.425.970	IS-6MM-1/DSP	1 x 6mm	Black



Art.no	Man. no	Studs	Colour
14.425.971	IS-6MM-1R/DSP	1 x 6mm	Red



Art.no	Man. no	Studs	Colour
14.425.972	IS-6MM-2/DSP	2 x 6mm	Black

6 STUDS/FUSEHOLDERS

DISTRIBUTION STUD / DISTRIBUTION BUS BAR HEAVY DUTY **BEP**



Heavy duty distribution stud and busbar from the Contour series are designed for the safe connection of cables with heavy loads. The side plates are removable for cable connection from any corner.

- Including cover
- Modular design

Art.no	Man. no	Studs	Max. Amp.	Size L x W x H mm
14.425.995	702	1 x 10mm	200	69 x 69 x 50



Art.no	Man. no	Studs	Max. Amp.	Size L x W x H mm
14.425.996	702-25	2 x 10mm	200	69 x 69 x 50



Art.no	Man. no	Studs	Max. Amp.	Size L x W x H mm
14.425.998	703-300A	4 x 10mm	300	138 x 69 x 50

FUSEHOLDER MAXI **BEP**

An economical way of fusing heavy loads (30-80A). Ideal for battery charger outputs or main feeds.

- Studs accept ring terminals and cables up to 25mm²
- Cover included



Art.no	Man. no	Studs	Max. Amp.	Size L x W x H mm
14.425.997	702-MFH	6mm	30A-80A	71 x 53 x 36

FUSE HOLDER ATO / ATC **BEP**

All-round fuse holder for 6 fuses (ATO/ATC). Can easily be linked with a busbar to create one system. The fuse holder is available with quick-connect terminals or screw terminals.

- Suitable for ATO/ATC fuses
- 12V-32V
- Maximum current per circuit 30A
- Maximum current block 100A
- Maximum current busbar 100A
- Including labels and cover



Art.no	Man. no	Type	Size L x W x H mm
14.439.210	ATC-6W	screw terminals	80 x 90 x 47



Art.no	Man. no	Type	Size L x W x H mm
14.439.211	ATC-6WQC	quick connect terminals	80 x 90 x 47



Art.no	Man. no	Type	Size L x W x H mm
14.439.212	80-712-0039-00	busbar for fuse holder	80 x 90 x 47

SWITCH PANEL CONTOUR GENERATION II **BEP**

The Contour 2 offers a unique and stylish range of plastic switch panels equipped with the latest techniques in the field of switch panels. Compact, stylish and reliable. The switch panel is equipped with red LED lights that come on when switched on. The switches are splash proof. Mounting is possible vertically and horizontally.

- Mounting screws covered by panel
- Includes waterproof gasket
- Suitable for 12V and 24V
- Includes labels
- Maximum 16A
- Build height 15,4mm
- Installation depth 25mm



Art.no	Man. no	Description	Colour	Dimensions L x B mm
14.576.040	CG2-4W	4 switches	black/grey	118,5 x 62,6



Art.no	Man. no	Description	Colour	Dimensions L x B mm
14.576.041	CG2-4W-F	4 switches, 2 fuses	black/grey	118,5 x 62,6



Art.no	Man. no	Description	Colour	Dimensions L x B mm
14.576.042	CG2-6W	6 switches	black/grey	166,5 x 62,6

SWITCH PANEL CONTOUR

The Contour switch panel uses the latest technology for overload protection. The 20A fuses are fixed and easy to reset in the event of an overload. The panel is supplied with 6x9A PTC automatic fuses mounted internally. No longer necessary to replace blown fuses.

- Green LED light illuminates the labels
- Red indicator light when switched on
- Maximum 20A
- Cover plate conceals screws and water drain

Art.no	Man. no	Description	Colour	Dimensions L x W x H mm
14.576.045	CSP6-PTCW	6 switches	grey	158 x 112 x 64

SWITCH PANEL **BEP**

Stylish compact water-resistant switch panels, ideal for indoor or outdoor installation on smaller boats.

- Compact panel
- IP56 Splash proof inline fuse holder with fuse
- Water resistant dual 12V USB charger (only with article number 14.576.002)
- Switches maximum 20A
- Includes labels
- Dimensions W x H 107mm x 95mm



Art.no	Man. no	Description	Colour
14.576.001	900-4WP	4 switches	grey



Art.no	Man. no	Description	Colour
14.576.002	900-5WPS	5 switches & 12V receptacle	grey



Art.no	Man. no	Description	Colour
14.576.003	900-6WP	6 switches	grey

BEP



6 SWITCH PANELS

CONTROL PANEL CONTOUR 1000

BEP



This switch panel is the smart, economical choice for smaller vessels. The 16A (ATC) blade fuses are not visible, but very easy to replace if blown. Switch panel has six rocker switches with indicator light that illuminate when turned on.

- Removable frame, hides screws and fuses
- Horizontal and vertical mounting possible
- 16A switches
- Red LED indicator light when switch is on
- Includes labels
- Panel maximum load up to 50A

Art.no	Man. no	Description	Dimensions W x H mm
14.576.049	1000-6W	6 switches	108 x 108

PUSH SWITCH WITH LIGHTING

BEP



The push switches made of stainless-steel components and silver finished contacts are very durable and ideal for a demanding water sports environment. The switches can be used for light, switch and dashboard panels and are provided with an illuminated ring. Available with on / off function, or with momentum, where the circuit is broken when the button is released.

- Stainless steel
- Maximum 5A
- IP67

Art.no	Man. no	Description	Colour	Volt
14.528.020	80-511-0001-00	on/off	red	12
14.528.021	80-511-0003-00	on/off	blue	12
14.528.022	80-511-0004-00	mon. (on) / off	blue	12
14.528.023	80-511-0005-00	on/off	red	24
14.528.024	80-511-0007-00	on/off	blue	24
14.528.025	80-511-0008-00	mon. (on) / off	blue	24



Alarm with warning light

The alarm with warning light is made in the same style and materials as the pressure switches. When the alarm goes off, a red light will flash.

- 80 decibels
- IP50 (not suitable for outdoor mounting)

Art.no	Man. no	Description	Colour	Volt
14.528.026	80-511-0009-00	Alarm with warning light	red	12
14.528.027	80-511-0010-00	Alarm with warning light	red	24



Connection cable

Cable for easy connection of the switches. Simply press on the back of the switch.

Art.no	Man. no	Description
14.528.030	80-511-0031-00	Connection cable

SWITCH PANEL WITH FUSES

BEP

This professional line of switch panels is made with the highest quality materials and has a perfect finish. Equipped with aluminum base plate. Suitable for use in demanding marine environment.

- Powder coated aluminum
- Stylish design
- Green LED illuminated labels
- Red LED indication lamp
- Panels comply with ABYC standards
- Includes bus bar and labels
- Installation depth 64mm
- 12V



Art.no	Man. no	Number	Max. Amp.	Fuse	Dimensions H x W x D mm	Fig.
14.576.050	901H	8 horizontal	160A	2 x 5A, 2 x 10A, 3 x 15A, 1 x 20A	115 x 239 x 65	1
14.576.051	901V	8 vertical	160A	2 x 5A, 2 x 10A, 3 x 15A, 1 x 20A	200 x 127 x 65	2
14.576.052	904NM	16	160A per bus	4 x 5A, 5 x 10A, 5 x 15A, 1 x 20A, 1 x 25A	200 x 239 x 65	3

ULTRASONIC TANKSENSOR

BEP

With the ultrasonic tank sensor from BEP the level in a fuel, water or wastewater tank is measured by means of ultrasonic waves. No moving parts, so no chance of malfunctions. The tank generator can convert this ultrasonic signal into a 240-33 Ohm, 10-180 Ohm and Vetus 10-300 (analogue) signal, so that it can be read with regular analog instruments. The tank generator has a standard SAE 5-hole pattern and can therefore be exchanged with existing tank generator. Suitable for tanks made of plastic and metal. Sensor should be installed on top of the tank.

- Compact design 95mm x 19 mm
- SAE 5-hole pattern
- Suitable for a depth of 2000mm
- Voltage 10V -32V
- Current consumption 25mA with 5V instrument output
- 2mm accuracy
- Suitable environmental temperature between 4°C and 65°C
- Resistant to gasoline, diesel, water and toilet chemicals



Art.no	Man. no	Description
21.344.001	TS1	Ultrasonic sensor



The optional intuitive software makes it possible to calibrate the ultrasonic tank sensor very precisely, by entering the exact dimensions of the tank.

Art.no	Man. no	Description
21.344.002	TS1-PK	Programming tool ultrasonic tank sensor

PERFECT CHARGE MCA

Suitable for all type batteries.

Fast and safe loading capacity.

Due to the standard Comfort-BUS interface, the charger can be used in an existing BUS system network.



Modell	MCA1215	MCA1225	MCA1235	MCA1250	MCA1280	MCA2415	MCA2425	MCA2440
Charging current	15A	25A	35A	50A	80A	15A	25A	40A
Voltage	12V	12V	12V	12V	12V	24V	24V	24V
Exits	1+1	2+1	2+1	2+1	3	3	3	3
Efficiency	92%	92%	92%	92%	92%	92%	92%	92%
Sleep mode	remote control or switch on charger							
Input voltage	90-260V	90-260V	90-260V	90-260V	90-260V	90-260V	90-260V	90-260V
Frequency	50-60Hz	50-60Hz	50-60Hz	50-60Hz	50-60Hz	50-60Hz	50-60Hz	50-60Hz
Dimensions W x H x D mm	179 x 63 x 238	179 x 63 x 238	179 x 63 x 274	208,5 x 75 x 283	208,5 x 75 x 283	179 x 63 x 238	179 x 63 x 283	208,5 x 75 x 303
Weight kg	1,7	1,8	2	3	4	1,7	1,8	3
Article nr:	14.653.650	14.653.651	14.653.652	14.653.653	14.653.654	14.653.660	14.653.661	14.653.662



Art.no	Description
14.653.700	Temperature sensor MCA-TS1



Art.no	Description
14.653.705	Remote control MCA-RC1

BC-100



Battery conditioner

- Maintenance and care for all 12 Volt lead batteries
- Simple connection via the 12 Volt connection or via the included battery clips
- For cars, caravans and boats
- Protected against short-circuit and reverse poling
- Conditioner for batteries with a capacity of 10-150Ah
- Loading batteries with a capacity of 10-30Ah

Type	BC100
Input voltage	230V
Input voltage range	180-253V /50-60HZ
charge control	3 LEDs
Maximum charge power	1A
Dimensions W x H x D	70 x 100 x 60mm
weight	0,45kg
Art.No.	14.653.624



SEPERATOR

Charger and voltage stabilizer

- High yield
- Galvanically isolated
- Pure output voltage
- Parallel switchable
- Battery charging voltage (IU-characteristic)
- Additional input for toggle
- Stabilisation of battery/generator
- Stabilisation of the on-board voltage at engine start
- EMC optimised for the vehicle industry



Type	DC08	DC20	DC40
Input voltage	12V	12V	12V
Input voltage range	8-16V	8-16V	8-16V
Charge curr.	8A	20A	40A
Output curr	14,2V±0,1V	14,2V±0,1V	14,2V±0,1V
Yield	up to 87%	up to 87%	up to 87%
Dimensions W x H x D	115 x 70 x 100mm	115 x 70 x 160mm	115 x 70 x 270mm
Weight	0,75kg	1,2kg	2,1kg
Art.no.	14.653.616	14.653.617	14.653.618

SINE WAVE INVERTER



Designed to turn 12V battery power into pure 230V AC, this compact sine wave inverter ensures reliable operation from the vehicle battery. Integrated protection circuits prevent damage by overload, overheat, over- and under-voltage. The automatic standby-by-modus saves energy.



Model	DSP 212	DSP 224	DSP 412	DSP 424	DSP 612	DSP 624
Continu output at 25°C	150W	150W	350W	350W	600W	600W
Efficiency	90%	90%	90%	90%	90%	90%
Input voltage	10 - 16,5V	20 - 33V	10 - 16,5V	20 - 33V	10 - 16,5V	20 - 33V
Output voltage	230V	230V	230V	230V	230V	230V
Frequency	50Hz	50Hz	50Hz	50Hz	50Hz	50Hz
No-Load current in	0,6A	0,4A	0,6A	0,4A	0,4A	0,2A
Dimensions W x H x D mm	187,5 x 50 x 126	187,5 x 50 x 126	187,5 x 50 x 126	187,5 x 50 x 126	220 x 80 x 230	220 x 80 x 230
Weight kg	1,1	1,1	1,2	1,2	4,9	2,8
Article nr.	14.654.660	14.654.661	14.654.662	14.654.663	14.654.664	14.654.665

Model	DSP 1012	DSP 1024	DSP 1512	DSP 1524	DSP 2012	DSP 2024
Continu output at 25°C	1000W	1000W	1500W	1500W	2000W	2000W
Efficiency	90%	90%	90%	90%	90%	90%
Input voltage	10 - 16,5V	20 - 33V	10 - 16,5V	20 - 33V	10 - 16,5V	20 - 33V
Output voltage	230V	230V	230V	230V	230V	230V
Frequency	50Hz	50Hz	50Hz	50Hz	50Hz	50Hz
No-Load current in	0,35A	0,2A	0,4A	0,25A	0,5A	0,3A
Dimensions W x H x D mm	240 x 80 x 230	240 x 80 x 230	340 x 97 x 272	340 x 97 x 272	360 x 97 x 272	360 x 97 x 272
Weight kg	3,1	3,1	4,9	4,9	5,2	5,2
Article nr.	14.654.666	14.654.667	14.654.668	14.654.669	14.654.670	14.654.671



Model	DSP 1312T	DSP 1324T	DSP 1812T	DSP 1824T
Continu output at 25°C	1200W	1200W	1800W	1800W
Efficiency	89%	90%	89%	90%
Input voltage	10 - 16,5V	20 - 33V	10 - 16,5V	20 - 33V
Output voltage	230V	230V	230V	230V
Frequency	50Hz	50Hz	50Hz	50Hz
No-Load current in	0,2A	0,2A	0,1A	0,1A
Dimensions W x H x D mm	284 x 118 x 405	284 x 118 x 405	284 x 118 x 405	284 x 118 x 405
Weight kg	4,8	4,8	6,1	6,1
Article nr.	14654673	14654674	14654675	14654676

Model	DSP 2312T	DSP 2324T	DSP 3512T	DSP 3524T
Continu output at 25°C	2300W	2300W	3500W	3500W
Efficiency	89%	90%	89%	90%
Input voltage	10 - 16,5V	20 - 33V	10 - 16,5V	20 - 33V
Output voltage	230V	230V	230V	230V
Frequency	50Hz	50Hz	50Hz	50Hz
No-Load current in	0,2A	0,2A	0,15A	0,15A
Dimensions W x H x D mm	284 x 118 x 481	284 x 118 x 481	324 x 122 x 490	324 x 122 x 490
Weight kg	6,6	6,6	10,9	10,9
Article nr.	14654677	14654678	14654679	14654680

REMOTE CONTROL FOR DSP-T INVERTERS

Designed for easy operation of all Dometic DSP-T series sine wave inverters, this comfort remote control offers the most important standard functions: ON, OFF and Smart Standby mode.



Art.no	Description
14.654.672	Dometic SinePower DSP-RCT

MONITORING AND CONTROL DEVICE FOR DSP-T INVERTER AND MCA CHARGER

An ultra-convenient and versatile remote control for easy operation of Dometic sine wave inverters and battery chargers. In addition to standard functions (ON, OFF and Standby) it also indicates values such as power and voltage. By connecting an MCA battery charger and a battery sensor, the unit can be upgraded into a powerful energy monitor and control centre.



Art.no	Description
14.654.681	Dometic SinePower DSP-EM

POCKETPOWER

Converters > 12/24V-230V

- Also suitable for consumers with PFC controller
- High peak power
- Protected against reverse polarity with removable fuse
- Individually adjustable, detachable mounting feet
- Via external switch on/off
- PP154 with cigarettelighter



Type	PP154	PP402	PP404	PP604
Input voltage	24V	12V	24V	24V
Output voltage	230V Sinus mod.	230V Sinus mod.	230V Sinus mod.	230V Sinus mod.
Frequency	50Hz	50Hz	50Hz	50Hz
Continu/peek	150/350W	350/700W	350/700W	550/1100W
Rendement	to 90%	to 90%	to 90%	to 90%
Dimensions W x H x D	129 x 71 x 177mm	129 x 71 x 192mm	129 x 71 x 192mm	129 x 71 x 237mm
Weight	0,84kg	0,99kg	0,99kg	1,4kg
Art.No	14.653.656	14.653.657	14.653.658	14.653.659

6 INVERTERS/MAIN BATTERY SWITCHES



RECTIFIER DC/CONVERTER

Voltage converter 10A, 20A or 40A.

- High yield
- Galvanically
- Pure output voltage
- Parallel operation
- EMC optimised for the vehicle industry
- Charging voltage battery (IU-characteristic)
- Additional input for toggle
- Stabilisation of battery/generator
- Stabilisation of the on-board voltage at engine start



Type	DC1224-10	DC1224-20	DC2412-20	DC2412-40	DC2424-10
	12 --> 24	12 -->24	24 --> 12	24 --> 12	24 --> 24
Input voltage	12V	12V	24V	24V	24V
Output voltage	10A	20A	20A	40A	10A
Output	27,6±0,1V	27,6±0,1V	13,8±0,1V	13,8±0,1V	27,6±0,1V
Yield	87%	87%	87%	87%	87%
Dimensions W x H x D	115 x 70 x 155mm	115 x 70 x 240mm	115 x 70 x 155mm	115 x 70 x 240mm	115 x 70 x 140mm
Weight	1,2kg	1,9kg	1,2kg	1,9kg	1,0kg
Art.No	14.655.022	14.655.023	14.655.026	14.655.027	14.655.028

BATTERY SWITCHES



- Amps continuous max. 230A
- Amps momentary max 345A
- 6V-32V
- Extra strong internal components, schock and weatherproof
- AFD allows you to select every position on the selector including the off-position without causing damage to the alternator, or electrical system
- Available with, or without AFD

Art.no	Type	Load @ 12V continuous/momentary	Dim. mm
14.513.133	with AFD	230A/345A	127 x 127 x 70
14.513.134	without AFD	230A/345A	127 x 127 x 70

MINI BATTERY SWITCHES



- CLoad max. 48V
- Continuous load max. 275A
- Load peak 'intermittent' (max. 5 min) max. 455A
- Load 'cranking' (max. 10 sec) max 1250A
- M10 terminal studs
- With detachable base plate for panel mounting
- Dimensions L x W x H 69mm x 69mm x 75mm
- CE ISO8846/SAE J1171 ignition protected

Art.no	Description
14.452.145	ON-OFF



- Load max. 48V
- Continuous load max. 200A
- Load peak 'intermittent' (max. 5 min) max. 300A
- Load 'cranking' (max. 10 sec) max 1000A
- M8 terminal studs
- With detachable base plate for panel mounting
- Dimensions L x W x H 69mm x 69mm x 75mm
- CE ISO8846/SAE J1171 ignition protecte

Art.no	Description
14.452.146	OFF-1-BOTH-2

BATTERY SWITCH

For 2 or more batteries.



- Luminous front plate.

Art.no	Volt	Load @ 12V continuous/momentary	Dim. L x B x H mm
14.452.150	12	350A / 800A	127 x 127 x 85,7
14.452.151	12	280A / 380A	101 x 101 x 65,7



- With lock.

Art.no	Volt	Load @ 12V continuous/momentary	Dim. Ø x H mm
14.452.152	12	250A / 360A	134 x 65,7

BATTERY SWITCH



- On panel
- 12-32V
- 500A ephemeral, 75A continuous



Art.no	Description
14.449.100	Battery switch on panel

MAIN SWITCH IP55



- Waterproof main switch by means of rubber cap (IP55)
- Ø 58mm
- 500A ephemeral, 75A constantly



Art.no	Description
14.449.000	Main Switch IP55
14.449.010	Spare key for 14.449.000

MAIN SWITCH



- 12-24V, 2-pole, with removable key
- Max. load (30 sec.) 400A at 25mm² cable
- Max. load (30 sec.) 600A at 70mm² cable
- Continuous load 135A



Art.no	Description
14.450.000	Plastic cover
14.451.000	Zinc alloy cover with sealing cap
14.452.000	Spare key for switch 14.450.000

MAIN SWITCH



- Extra heavy main power switch with extra security
- Equipped with removable lever
- 12-24V, continuous 250A, 2 pole



Art.no	Description
14.452.100	Main switch
14.452.105	Key for main switch

FUSE HOLDER ANL



Fuseholder with transparent cover and unique blown fuse indication LED light for clear view of fuse status.

- W x L x H 49mm x 98mm x 50mm
- Voltage max. 32V DC
- Current max. 300A continuous
- Accepts 35-300A ANL Fuses (not included)
- Terminal Stud Size 2 x M10 (3/8")



Art.no	Description
14.425.945	Fuseholder ANL with LED indicator

HEAVY-DUTY ANL FUSE BOX



Heavy duty (glass fiber reinforced nylon) fuse holder with closed cap with open window. LED indication of blown fuse condition (turns on when fuse blows) visible through the window. Six removable windows for unobstructed wiring from different angles. The specific size of the fuse holder makes it very easy to combine it with the mini battery switches (article numbers 14.452.145 & 14.452.146) and the heavy duty busbars (article numbers 14.425.947 & 14.425.948).

- W x L x H 138mm x 69mm x 44,5mm
- Voltage max. 32V DC
- Current max 300V continuous
- Accepts 100-300A ANL Fuses
- Terminal Stud Size 2 x M10 (3/8")



Art.no	Description
14.425.946	Fuseholder ANL heavy duty with 4 x M10 studs and LED indication

6 MAIN BATTERY SWITCHES/FUSES

BUSBAR HEAVY DUTY 300A




Heavy duty (glass fiber reinforced nylon) busbar with 4 x M10 studs. Six removable windows for unobstructed wiring from different angles. The specific size of the fuse holder makes it very easy to combine it with the mini battery switches (article numbers 14.452.145 & 14.452.146), the heavy duty ANL fuse holder (article number 14.425.946) and the heavy duty busbar (article number 14.425.948).

- W x L x H 138mm x 69mm x 44,5mm
- Voltage maximum 48V DC
- Current maximum 300V continuous
- Terminal Stud Size 4 x M10 (3/8")

Art.no	Description
14.425.947	Busbar Heavy Duty 300A

BUSBAR HEAVY DUTY 100A



Heavy duty (glass fiber reinforced nylon) busbar with 4pcs M6 studs and 12pcs M4 screw terminals. Six removable windows for unobstructed wiring from different angles. The specific size of the fuse holder makes it very easy to combine it with the mini battery switches (article numbers 14.452.145 & 14.452.146), the heavy duty ANL fuse holder (article number 14.425.946) and the heavy duty busbar (article number 14.425.947).

- W x L x H 138mm x 69mm x 44,5mm
- Voltage maximum 48V DC
- Current maximum 100V continuous
- Terminal Stud Size 4 x M6 (3/8") and Screw terminal 12 x M4 (5/32")

Art.no	Description
14.425.948	Busbar Heavy Duty 100A

ANL FUSES



Body Material Ceramic
Metal Element Brass, Gold Plated
Voltage maximum 32V DC

Electrical Characteristics:

100% rating: 4 Hours
150% rating: 60 Secs
200% rating: 15 Secs

Art.no	Amps
14.425.924	100
14.425.925	150
14.425.926	200
14.425.927	250
14.425.928	300
14.425.929	350
14.425.930	400

GLASS FUSES



Art.no	Number p. blister	Blister per package	Amps	Dimensions mm
14.425.702	4	6	2	5,0 x 20
14.425.703	4	6	3	5,0 x 20
14.425.705	4	6	5	5,0 x 20
14.425.706	4	6	8	5,0 x 20
14.425.710	4	6	10	5,0 x 20
14.425.715	4	6	15	5,0 x 20
14.425.722	4	6	2	6,3 x 32
14.425.725	4	6	5	6,3 x 32
14.425.728	4	6	8	6,3 x 32
14.425.730	4	6	10	6,3 x 32
14.425.735	4	6	15	6,3 x 32
14.425.740	4	6	20	6,3 x 32
14.425.741	4	6	30	6,3 x 32

FUSES TYPE BOSCH



Art.no	Number p. blister	Blister per package	Amps	Dimensions mm
14.425.805	4	6	5	6 x 25
14.425.808	4	6	8	6 x 25
14.425.816	4	6	16	6 x 25
14.425.825	4	6	25	6 x 25

IN-LINE FUSE HOLDER



Art.no	Number p. blister	Blister per package	Amps	Colour
14.425.601	4	6	2,0	grey
14.425.602	4	6	3,0	purple
14.425.604	4	6	5,0	light brown
14.425.605	4	6	7,5	brown
14.425.606	4	6	10,0	red
14.425.607	4	6	15,0	blue
14.425.608	4	6	20,0	yellow
14.425.609	4	6	25,0	white
14.425.610	4	6	30,0	green

AUTOMATIC FUSES



- Circuit-interrupted



Art.no	Amps
14.439.103	3
14.439.104	4
14.439.105	5
14.439.106	6
14.439.108	8
14.439.110	10
14.439.115	15
14.439.120	20

FUSE HOLDER



Art.no	Description
14.444.000	For glass fuses 30mm to max 15A



Art.no.	Description
14.443.000	Recessed model for glass fuses 30mm to max. 10A

FUSE HOLDER & BUSBAR MODULAR



A modular system that easily combines fuse holder and busbar to one unit. With the two units four different configurations are possible (see pictures).



The fuse holder can hold six fuses (ATP/ATC/ATO) and also holds two spare fuses. The fuse holder has a transparent cover and led indicators for blown fuses. The fuse holder is supplied with 60 pcs assorted label stickers.

- Voltage maximum 32V DC
- Maximum 30A per fuse, cumulative maximum 100A
- Screws M4 (5/32")
- Dimensions L x W x H 78mm x 86mm x 41mm



Art.no	Description
14.425.950	Module 1: fuse holder

The busbar has a M5 stud and 12 x M4 screwterminals

- L x W x H 78mm x 60mm x 41mm



Art.no	Description
14.425.951	Module 2: Busbar

HOVERING FUSE HOLDER



- For glass fuses 30mm to maximum 15A



Art.no	Description
14.442.100	In-line fuse holder

FUSE HOLDER



- For 25mm x 6mm fuses 8A



Art.no	Description	Pcs
14.442.000	Fuseholder	10

6 FUSES/BATTERY TERMINALS

FUSE BLOCKS



- With transparent cap
- For 25mm fuses

Art.no	Description
14.441.112	With 2 fuses 8A
14.441.114	With 4 fuses 8A
14.441.116	With 6 fuses 8A
14.441.118	With 8 fuses 8A
14.441.120	With 12 fuses 8A

IN-LINE FUSE HOLDER



- In-line fuse holder, 30,5mm x 25,5mm

Art.no	Description
14.442.105	In-line fuse holder ATC

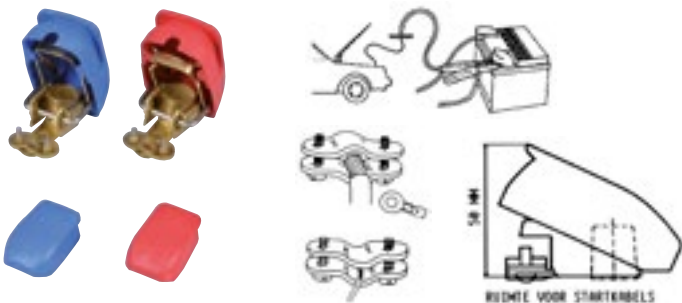
IN-LINE FUSE HOLDER



- Plastic housing with clear water-and dustproof lid
- Brass Tin-plated terminals
- Maximum input 100A
- Maximum output per circuit 30A
- Led indication at broken fuse

Art.no	Description
14.439.204	Flat fuseholder 4 pcs
14.439.206	Flat fuseholder 6 pcs
14.439.208	Flat fuseholder 10 pcs

BATTERY TERMINALS ISO-10133



In mounting and detaching your battery you do not need any tool for these battery connectors. You will still be able to use auxiliary starting cables (jumper leads). You should know that while the engine is running the cables will remain connected to mass and dynamo, in order to prevent damage to the resistors. TÜV tested.

Art.no	Description
14.647.000	Set of battery terminals

BATTERY TERMINALS QUICK CONNECT



Set of battery terminals with quickfit connector for quick connection and disconnection of the battery poles without tools.

Art.no	Description
14.647.010	Battery terminals

BATTERY TERMINALS WITH WING-NUT



Copper plated battery terminal set with wing nut connection.

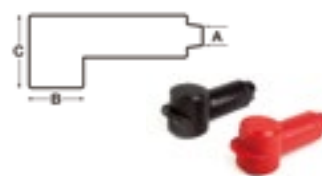
Art.no	Description
14.647.007	Copper plated battery terminals

BATTERY TERMINALS



Art.no	Description
14.647.005	Set Battery Terminals Eco

TERMINAL CAPS



- Terminal caps suitable for a wide range of (stud) terminals
- Material PVC

Art.no	Colour	A mm	B mm	C mm	PCS
14.647.101	red	20 - 26	35	38	10
14.647.102	black	20 - 26	35	38	10
14.647.111	red	20 - 26	35	38	100
14.647.112	black	20 - 26	35	38	100

BATTERY CLAMP COVER



Battery clamp cover suitable battery clamps with stud connection

- Material PVC



Art.no	Colour	PCS
14.647.103	red	10
14.647.104	black	10
14.647.113	red	100
14.647.114	black	100

CABLE ON MINI-REEL



Thin wall mounting cable in copper version suitable for 12V and 24V systems with a maximum voltage of 60V.

- Manufactured according to ISO 6722-1:2011 (Class B)
- High quality PVC jacket for added protection
- Suitable for use at temperatures from -40°C to 105°C
- Good resistance to diesel, petrol and oil
- Good resistance to moisture
- Ready-to-use sales packaging per mini-reel

Art.no	Cable Ø mm ²	Colour	Length m	Type
14.422.401	1,5	red	10	copper
14.422.402	1,5	black	10	copper
14.422.403	1,5	green	10	copper
14.422.404	1,5	yellow	10	copper
14.422.405	1,5	brown	10	copper
14.422.406	1,5	blue	10	copper
14.422.407	1,5	white	10	copper
14.422.421	2,5	red	5	copper
14.422.422	2,5	black	5	copper
14.422.423	2,5	green	5	copper
14.422.424	2,5	yellow	5	copper
14.422.425	2,5	brown	5	copper
14.422.426	2,5	blue	5	copper
14.422.427	2,5	white	5	copper

TINNED COPPER CABLE ON MINI REEL



Thin wall mounting cable in tinned copper version suitable for 12V and 24V systems with a maximum voltage of 60V. The tinned copper conductors make this cable more resistant to corrosion and is therefore extremely suitable for marine applications.

- Manufactured according to ISO 6722-1:2011 (Class B)
- High quality PVC jacket for added protection
- Suitable for use at temperatures from -40°C to 105°C
- Good resistance to diesel, petrol and oil
- Good resistance to moisture
- Ready-to-use sales packaging per mini-reel

Art.no	Cable Ø mm ²	Colour	Length m	Type
14.422.411	1,5	red	10	tinned
14.422.412	1,5	black	10	tinned
14.422.413	1,5	green	10	tinned
14.422.414	1,5	yellow	10	tinned
14.422.415	1,5	brown	10	tinned
14.422.416	1,5	blue	10	tinned
14.422.417	1,5	white	10	tinned
14.422.431	2,5	red	5	tinned
14.422.432	2,5	black	5	tinned
14.422.433	2,5	green	5	tinned
14.422.434	2,5	yellow	5	tinned
14.422.435	2,5	brown	5	tinned
14.422.436	2,5	blue	5	tinned
14.422.437	2,5	white	5	tinned

FLAT PVC CABLE ON MINI-REEL



Flat PVC cable with black cover fitted with red and black vein suitable for 12V and 24V systems with a maximum voltage of 60V.

- Manufactured according to ISO 6722-1:2011 (Class B)
- High quality PVC cover for added protection
- Suitable for use at temperatures from -40°C to 105°C cores, cover 70°C
- Good resistance to diesel, petrol and oil
- Good resistance to moisture



Art.no	Cable Ø mm ²	Colour	Length m	Type
14.422.451	2 x 0,75	red/black	5	copper

FLAT SPEAKER CABLE ON MINI-REEL




Flat twin speaker cable on mini-reel



Art.no	Cable Ø mm ²	Colour	Length m	Type
14.422.454	2 x 0,75	black - black/red	8	copper

6 CONNECTION MATERIALS

WIRING CABLE




Thin wall single core wiring cables suitable for 12V and 24V systems with a maximum voltage of 60V.

- Manufactured in accordance with ISO6722-1:2011 (Class B)
- PVC insulated
- Suitable for use at temperatures from -40°C to 105°C
- Good resistance to petrol, diesel , lubricating oils and diluted acids
- Good resistance to moisture

Art.no	Ø mm²	Colour	Length m	Type
14.422.101	1,5	red	30	copper
14.422.102	1,5	black	30	copper
14.422.103	1,5	green	30	copper
14.422.104	1,5	yellow	30	copper
14.422.105	1,5	brown	30	copper
14.422.106	1,5	blue	30	copper
14.422.107	1,5	white	30	copper
14.422.111	1,5	red	50	copper
14.422.112	1,5	black	50	copper
14.422.113	1,5	green	50	copper
14.422.114	1,5	yellow	50	copper
14.422.115	1,5	brown	50	copper
14.422.116	1,5	blue	50	copper
14.422.117	1,5	white	50	copper
14.422.121	2,5	red	30	copper
14.422.122	2,5	black	30	copper
14.422.123	2,5	green	30	copper
14.422.124	2,5	yellow	30	copper
14.422.125	2,5	brown	30	copper
14.422.126	2,5	blue	30	copper
14.422.127	2,5	white	30	copper
14.422.131	2,5	red	50	copper
14.422.132	2,5	black	50	copper
14.422.133	2,5	green	50	copper
14.422.134	2,5	yellow	50	copper
14.422.135	2,5	brown	50	copper
14.422.136	2,5	blue	50	copper
14.422.137	2,5	white	50	copper
14.422.141	4,0	red	30	copper
14.422.142	4,0	black	30	copper
14.422.143	6,0	red	30	copper
14.422.144	6,0	black	30	copper
14.422.145	10,0	red	30	copper
14.422.146	10,0	black	30	copper

TINNED COPPER WIRING CABLE



Tinned copper thin wall single core wiring cables suitable for 12V and 24V systems with a maximum voltage of 60V. The tinned copper conductors make this cable more resistant to corrosion and is therefore extremely suitable for marine applications.

- Manufactured in accordance with ISO6722-1:2011 (Class B)
- PVC insulated
- Suitable for use at temperatures from -40°C to 105°C
- Good resistance to petrol, diesel , lubricating oils and diluted acids
- Good resistance to moisture

Art.no	Ø mm²	Colour	Length m	Type
14.432.101	1,5	red	30	tinned
14.432.102	1,5	black	30	tinned
14.432.103	1,5	green	30	tinned
14.432.104	1,5	yellow	30	tinned
14.432.105	1,5	brown	30	tinned
14.432.106	1,5	blue	30	tinned
14.432.107	1,5	white	30	tinned
14.432.121	2,5	red	30	tinned
14.432.122	2,5	black	30	tinned
14.432.123	2,5	green	30	tinned
14.432.124	2,5	yellow	30	tinned
14.432.125	2,5	brown	30	tinned
14.432.126	2,5	blue	30	tinned
14.432.127	2,5	white	30	tinned
14.432.141	4,0	red	30	tinned
14.432.142	4,0	black	30	tinned
14.432.143	6,0	red	30	tinned
14.432.144	6,0	black	30	tinned
14.432.145	10,0	red	30	tinned
14.432.146	10,0	black	30	tinned

FLAT PVC CABLE



Flat PVC black sheeted cable with black and red cores. Suitable for 12 and 24V systems with a maximum voltage of 60V.

- Manufactured in accordance with ISO6722-1:2011 (Class B)
- PVC sheeted of high quality for extra protection
- Suitable for use at temperatures from -40°C to 105°C cores, cover 70°C
- Good resistance to petrol, diesel, lubricating oils and diluted acids
- Good resistance to moisture




Art.no	Ø mm ²	Colour cover	Colour veins	Length m	Type
14.422.151	2 x 0,75	black	red/black	30	Copper
14.422.152	2 x 1,50	black	red/black	30	Copper
14.422.153	2 x 2,50	black	red/black	30	Copper

ROUND PVC CABLE/ TRAILER CABLE



Round PVC sheeted cable suitable for 12 and 24V systems with a maximum voltage of 60V. These cables are suitable for connecting multiple users, such as a combined anchor/tri-color light, trailer lights etc.

- Manufactured in accordance with ISO6722-1:2011 (Class B)
- PVC sheeted of high quality for extra protection
- Suitable for use at temperatures from -40°C to 105°C cores, cover 70°C
- Good resistance to petrol, diesel, lubricating oils and diluted acids
- Good resistance to moisture



Art.no	Ø mm ²	Colour cover	Colour veins	Length m	Type
14.422.155	3 x 1,5	black	red, black, green	30	Copper
14.422.161	6 x 1,5 + 1 x 2,0	grey	red, black, green, yellow, brown, white, blue	30	Copper
14.422.162	8 x 1,5 + 5 x 2,5	black	red, black, green, yellow, brown, white, blue, orange, gray, pink white/black, white/blue, white/red	30	Copper

FLEXIBLE BATTERY CABLES ON MINI REEL



Insulated battery cable equipped with a wear-resistant mantle.

- High-quality PVC mantle for extra protection
- Suitable for use at temperatures from -30°C to 70°C
- Good resistance to diesel, petrol and oil
- Comes on ready-to-use compact reel

Art.no	Ø mm ²	Colour	Length m	Type
14.422.171	16	red	10	Copper
14.422.172	16	black	10	Copper
14.422.173	25	red	10	Copper
14.422.174	25	black	10	Copper
14.422.175	35	red	10	Copper
14.422.176	35	black	10	Copper
14.422.177	50	red	10	Copper
14.422.178	50	black	10	Copper
14.422.179	70	red	10	Copper
14.422.180	70	black	10	Copper
14.422.181	95	red	10	Copper
14.422.182	95	black	10	Copper

FLEXIBLE BATTERY CABLES



Insulated battery cable equipped with a wear-resistant mantle.

- High-quality PVC mantle for extra protection
- Suitable for use at temperatures from -30°C to 70°C
- Good resistance to diesel, petrol and oil

Art.no	Ø mm ²	Colour	Length m	Type
14.422.201	16	red	30	Copper
14.422.202	16	black	30	Copper
14.422.203	25	red	30	Copper
14.422.204	25	black	30	Copper
14.422.205	35	red	30	Copper
14.422.206	35	black	30	Copper
14.422.207	50	red	30	Copper
14.422.208	50	black	30	Copper
14.422.209	70	red	30	Copper
14.422.210	70	black	30	Copper

6 CONNECTION MATERIALS

TINNED COPPER PVC FLEXIBLE BATTERY CABLES ON MINI REEL



Single insulated tinned copper battery cables. The tinned copper conductors make this cable more resistant to corrosion and is therefore extremely suitable for marine applications.

- PVC insulated
- Suitable for use at temperatures from -30°C to 70°C
- Good resistance to petrol, lubricating oils and diluted acids.
- The tinned version is more resistant to corrosion
- Supplied on ready to go mini reel

Art.no	Ø mm ²	Colour	Length m	Type
14.432.171	16	red	10	tinned
14.432.172	16	black	10	tinned
14.432.173	25	red	10	tinned
14.432.174	25	black	10	tinned
14.432.175	35	red	10	tinned
14.432.176	35	black	10	tinned
14.432.177	50	red	10	tinned
14.432.178	50	black	10	tinned
14.432.179	70	red	10	tinned
14.432.180	70	black	10	tinned
14.432.181	95	red	10	tinned
14.432.182	95	black	10	tinned

TINNED COPPER PVC FLEXIBLE BATTERY CABLES



Single insulated tinned copper battery cables. The tinned copper conductors make this cable more resistant to corrosion and is therefore extremely suitable for marine applications.

- PVC insulated
- Suitable for use at temperatures from -30°C to 70°C
- Good resistance to petrol, lubricating oils and diluted acids.
- The tinned version is more resistant to corrosion
- Supplied on reel

Art.no	Ø mm ²	Colour	Length m	Type
14.432.201	16	red	30	tinned
14.432.202	16	black	30	tinned
14.432.203	25	red	30	tinned
14.432.204	25	black	30	tinned
14.432.205	35	red	30	tinned
14.432.206	35	black	30	tinned
14.432.207	50	red	30	tinned
14.432.208	50	black	30	tinned
14.432.209	70	red	30	tinned
14.432.210	70	black	30	tinned

SPEAKER CABLE



Flat twin speaker cables

Art.no	Ø mm ²	Colour	Length m
14.422.221	2 x 1,5	black - black/white	30

RUBBER 3 CORES MAINS CABLE



3 core tough rubber sheathed (T.R.S.) cable suitable for 110-240 volt mains application.

Art.no	Ø mm ²	Colour cover	Colour veins	Length m
14.422.225	3 x 1,5	black	blue/brown/ green-yellow	50

SLEEVING



Expandable braided sleeving is flame retardant and halogen free. It offers durable abrasion resistance in a wide range of applications. The open weave construction allows easy installation on a bundle of hoses and cables. The construction of the braid allows the sleeving to be expanded up to 300%.

- Material: Polyester (PET)
- Operating temperature range -50°C to 150°C
- Meltpoint: 250°C ±5
- Tensile strength: 100,000PSI
- Flammability: UL224 VW-1 low smoke-zero halogen
- Excellent UV resistance and anti abrasion
- RoHS Compliant

Art.no	Ø mm	Length m
14.423.101	3 - 9	10
14.423.102	5 - 12	10
14.423.103	8 - 17	10
14.423.104	14 - 27	10
14.423.105	18 - 34	10
14.423.106	28 - 47	10
14.423.107	35 - 64	10
14.423.111	3 - 9	100
14.423.112	5 - 12	100
14.423.113	8 - 17	50
14.423.114	14 - 27	50
14.423.115	18 - 34	50
14.423.116	28 - 47	50
14.423.117	35 - 64	50

CRIMPING PLIERS



- Crimping pliers for on-insulated terminals with cable cutter, equipped with spring which automatically opens the pliers again
- Suitable for cable terminals up to 6 mm² cable



Art.no	Description
14.424.001	Crimping pliers

CRIMPING PLIERS HEAVY DUTY



- Heavy duty crimping pliers with ratchet suitable for insulated terminals and "heat shrink" insulated terminals
- The Ratchet function ensures perfect attachment of the cable
- Suitable for cable terminals up to 6 mm² cable



Art.no	Description
14.424.002	Crimping pliers Heavy Duty

CABLE STRIP PLIERS



Cable strip pliers for cables of 0,5-6mm² that sets itself up and therefore automatically removes the mantle for each suitable diameter. This pliers can also be used to set the strip length so that each cable that is stripped is of the same length. This pliers can also be used to cut cables.



Art.no	Description
14.424.005	Cable strip plier for cables 0,5-6mm ²

SHRINK/PRESS PLIERS HEAVY DUTY



- Heavy duty crimping pliers for larger cable shoes/terminals
- Rotating the head can set the correct diameter



Art.no	Shrink range	Length
14.424.011	6 - 50mm ²	390mm
14.424.012	10 - 120mm ²	637mm

FLEECE TAPE



- Self-adhesive halogen-free fleece tape to tie cables
- Suitable for use at temperatures from -40°C to 125°C



Art.no	Width mm	Length m
14.423.120	19	25

TRAILER PLUGS



- Plastic trailer plugs



Art.no	Description
14.504.007	Trailer plug gradient 13-pin to 7-pin 12V
14.504.008	Trailer plug 13-pin 12V
14.504.009	Trailer plug 7-pin 12V

TRAILER REAR LIGHT



- Rear light for trailers, square
- Equipped with 12V lamps
- 4 functions: Rear light, brake light, flashing lights and license plate lights



Art.no	Description
14.504.010	Trailer rear light 4 functions 12V

CABLE TERMINAL BOX



- Assortment of 100 cable terminals and connectors in plastic box



Art.no	Description
14.425.010	Cable terminal box

6 CONNECTION MATERIALS

WELD LESS-CABLE CONNECTORS



Colour code for cable-diameter
 red = 0,75 - 1,5 mm²
 blue = 1,5 - 2,5 mm²
 yellow = 4,0 - 6,0 mm²

CABLE CONNECTOR



Art.no	Per blist.	Blister per package	Colour
14.425.450	8	6	red
14.425.451	6	6	blue
14.425.452	4	6	yellow

CONNECTOR PIN MALE



Art.no	Per blist.	Blister per package	Colour
14.425.460	6	6	blue
14.425.461	8	6	red
14.425.462	4	6	yellow

CONNECTOR ROUND MALE



Art.no	Per blist.	Blister per package	pen dia mm	Colour
14.425.490	6	6	4	red
14.425.491	6	6	5	blue
14.425.492	5	6	5	yellow

CABLE TERM



Art.no	Per blist.	Blister per package	Ø Eye mm	Colour
14.425.470	8	6	3	red
14.425.471	6	6	3	blue
14.425.472	6	6	4	blue
14.425.473	4	6	4	yellow
14.425.474	6	6	4	red
14.425.475	6	6	5	blue
14.425.476	4	6	5	yellow
14.425.477	6	6	5	red
14.425.478	6	6	6	blue
14.425.479	4	6	6	yellow
14.425.480	6	6	6	red
14.425.481	6	6	8	blue
14.425.482	4	6	8	yellow
14.425.483	6	6	8	red
14.425.484	5	6	10	blue
14.425.485	6	6	10	red
14.425.486	3	6	10	yellow

CONNECTOR ROUND FEMALE



Art.no	Per blist.	Blister per package	Thimble mm	Colour
14.425.493	6	6	4	red
14.425.494	6	6	5	blue
14.425.495	5	6	5	yellow

TERM SPADE MALE



Art.no	Per blist.	Blister per package	Spade mm	Colour
14.425.500	6	6	6,3 x 7,8	red
14.425.501	6	6	6,3 x 7,8	blue
14.425.502	5	6	6,3 x 7,8	yellow

TERM SPADE FEMALE



Art.no	Per blister	Blister per package	Thimble mm	Colour
14.425.510	6	6	6,3 x 7,8	blue
14.425.511	5	6	6,3 x 7,8	yellow
14.425.512	6	6	6,3 x 7,8	red

TERM SPADE DOUBLE FEMALE



Art.no	Per blister	Blister per package	Thimble mm	Colour
14.425.515	6	6	6,3 x 7,8	blue
14.425.516	5	6	6,3 x 7,8	yellow
14.425.517	6	6	6,3 x 7,8	red

TERM SPADE MALE/FEMALE



Art.no	Per blister	Blister per package	Thimble mm	Colour
14.425.520	6	6	6,3 x 7,8	blue
14.425.521	5	6	6,3 x 7,8	yellow
14.425.522	6	6	6,3 x 7,8	red

CABLE FORK U



Art.no	Per blister	Blister per package	Fork inside mm	Colour
14.425.525	6	6	4,3	blue
14.425.526	4	6	4,3	yellow
14.425.527	6	6	5,3	blue
14.425.528	4	6	5,3	yellow
14.425.529	6	6	6,4	blue

CORD ENDS INSULATED



Art.no	Per blister	Blister per package	Ø mm ²	Colour
14.425.535	14	6	1,5	black
14.425.536	14	6	2,5	blue
14.425.537	10	6	4,0	grey
14.425.538	8	6	6,0	yellow

NON INSULATED TERMINAL



Art.no	Per blister	Blister per package	Cable Ø mm ²	Hole Ø mm
14.425.545	4	6	10	8
14.425.546	4	6	16	8
14.425.547	2	6	25	10
14.425.548	2	6	35	10
14.425.549	2	6	50	10
14.425.550	2	6	70	13

SCOTCH LOCK



- Strap with fuse holder



Art.no	Per blister	Blister per package	Colour
14.425.620	4	6	blue

6 CONNECTION MATERIALS

CHROME PLATED BRASS SOCKETS 3A



Chrome plated brass, watertight, 2-pins, Ø flange 37mm

Art.no	Description
14.510.000	Plug + socket
14.510.001	Plug
14.510.002	Socket

Chrome plated brass, watertight, 3-pins, Ø flange 37mm

Art.no	Description
14.511.000	Plug + socket
14.511.001	Plug
14.511.002	Socket

Chrome plated brass, waterproof, 4-pins, Ø flange 37mm

Art.no	Description
14.512.000	Plug + socket
14.512.001	Plug
14.512.002	Socket

PLASTIC PLUGS + SOCKETS



Waterproof, 3A, Flange Ø: 43mm

Art.no	Description
14.514.001	3A, 2-pins
14.514.002	3A, 3-pins
14.514.003	3A, 4-pins

Waterproof, 5A, Flange Ø: 48mm

Art.no	Description
14.514.004	5A, 2-pins
14.514.005	5A, 3-pins

CABLE CONNECTORS



Chrome-plated bronze, watertight.



Flange Ø 32mm

Art.no	Description
14.515.000	For cable 6mm
14.515.001	For cable 8mm
14.515.002	For cable 10mm
14.515.005	For cable 12mm


Flange Ø 50mm

Art.no	Description
14.515.003	For cable 16mm
14.515.004	For cable 19mm

VHF CABLE CONNECTORS



A6-109



A6-100

- High-quality radio frequency connectors and VHF aerial coaxial adapters
- Coax plugs in various designs
- Suitable for 50 Ohm cable



A6-105

A6-104

Art.no	Type	Description
14.516.251	A6-100	BNC In line connector kit for 5mm, 50 Ohm, coax cable
14.516.270	A6-104	PL259/5 VHF type connector for 5mm, 50 Ohm, coax cable
14.516.280	A6-105	PL259/10 VHF type connector for 10mm, 50 Ohm, coax cable
14.516.290	A6-109	PL259 in line connector for 5mm, 50 Ohm, coax kabel

THROUGH DECK CABLE SEAL CONNECTORS DG SERIES



The entire DG series of cable seals are tested achieving the IP68 rating which ensures a perfect waterproof solution for various cable management applications. Each unit is supplied with a rubber bung, seal grommet, A4 stainless steel fixings and clear fitting instructions. Due to some model's large apertures, cable plugs often don't have to be disassembled



Art.no	Type	Colour	Material	Max. cable mm	Max Ø connector mm	Ø mm	Height mm
14.516.430	DG8P	grey	plastic	2-6	-	35	12
14.516.431	DG20P	grey	plastic	flex/drill to suit	21	49	19
14.516.432	DG21P	grey	plastic	4,5-9	21	49	19
14.516.433	DG22P	grey	plastic	9-14	21	49	19
14.516.434	DG30P	grey	plastic	flex/drill to suit	30	60	19
14.516.435	DG40P	grey	plastic	flex/drill to suit	40	70	19
14.516.436	DG45P	grey	plastic	12-15	40	70	19

Art.no	Type	Colour	Material	Max. cable mm	Max Ø connector mm	Ø mm	Height mm
14.516.455	DG8P	black	plastic	2-6	-	35	12
14.516.456	DG20P	black	plastic	flex/drill to suit	21	49	19
14.516.457	DG21P	black	plastic	4,5-9	21	49	19
14.516.458	DG22P	black	plastic	9-14	21	49	19
14.516.459	DG30P	black	plastic	flex/drill to suit	30	60	19
14.516.460	DG40P	black	plastic	flex/drill to suit	40	70	19
14.516.461	DG45P	black	plastic	12-15	40	70	19

Art.no	Type	Colour	Material	Max. cable mm	Max Ø connector mm	Ø mm	Height mm
14.516.465	DG8P	white	plastic	2-6	-	35	12
14.516.466	DG20P	white	plastic	flex/drill to suit	21	49	19
14.516.467	DG21P	white	plastic	4,5-9	21	49	19
14.516.468	DG22P	white	plastic	9-14	21	49	19
14.516.469	DG30P	white	plastic	flex/drill to suit	30	60	19
14.516.470	DG40P	white	plastic	flex/drill to suit	40	70	19
14.516.471	DG45P	white	plastic	12-15	40	70	19

Art.no	Type	Material	Max. cable mm	Max Ø connector mm	Ø mm	Height mm
14.516.440	DG8A	aluminium	2-6	-	35	12
14.516.441	DG20A	aluminium	flex/drill to suit	21	49	19
14.516.442	DG21A	aluminium	4,5-9	21	49	19
14.516.443	DG22A	aluminium	9-14	21	49	19
14.516.444	DG30A	aluminium	flex/drill to suit	30	60	19
14.516.445	DG40A	aluminium	flex/drill to suit	40	70	19
14.516.446	DG45A	aluminium	12-15	40	70	19
14.516.447	DG50A	aluminium	flex/drill to suit	50	84	23

6 CONNECTION MATERIALS

SIDE MOUNTED CABLE SEAL CONNECTOR SE SERIES



The entire SE series of cable seals are tested achieving the IP68 rating which ensures a perfect waterproof solution for various cable management applications. Each unit is supplied with pre-drilled rubber bungs, seal grommet, A4 stainless steel fixings and clear fitting instructions.



Art.no	Type	Colour	Max. cable mm	Length mm	Width mm	Height mm
14.516.412	SE1	black	1 x 2-7mm	55,0	42	16
14.516.413	SE5	black	1 x 7-9mm	81,5	62	24
14.516.414	SE6	black	1 x 10-12mm	81,5	62	24
14.516.415	SE7	black	2 x 3,5mm or 2 x 5,5mm	81,5	62	24
14.516.416	SE1	white	1 x 2-7mm	55,0	42	16
14.516.417	SE5	white	1 x 7-9mm	81,5	62	24
14.516.418	SE6	white	1 x 10-12mm	81,5	62	24
14.516.419	SE7	white	2 x 3,5mm or 2 x 5,5mm	81,5	62	24
14.516.420	SE1	grau	1 x 2-7mm	55,0	42	16
14.516.421	SE5	grey	1 x 7-9mm	81,5	62	24
14.516.422	SE6	grey	1 x 10-12mm	81,5	62	24
14.516.423	SE7	grey	2x3,5mm or 2x5,5mm	81,5	62	24


CABLE CONNECTOR SET VHF



Complete cable connector set specifically for VHF antennas. The set consists of a through-deck connector including antenna connectors PL259 or BNC. Transit and connectors are suitable for 5 mm coaxial cable type RG58. The rubber in the deck lead is already provided with a 4.5mm hole for transit of the 5mm coaxial cable.

The BNC set comes with 2 connecting plugs.

The PL259 set comes with 2 PL259 plugs and 1 inline connector.



Kit consisting of aluminium through-deck connector and 3 connection plugs.

Art.no	Type of plug	Material	Ø mm	Height mm
14.516.451	PL259	aluminium	49	19
14.516.452	PL259	plastic	49	19
14.516.170	BNC	plastic	49	19

MULTI-CABLE SEAL CONNECTOR DR SERIES



The DR series of cable seals are tested achieving the IP68 rating which ensures a perfect waterproof solution for various cable management applications. Supplied with self-drilled rubber bungs, seal grommet, A4 stainless steel fixings and clear fitting instructions.

- Plastic floor panel L x W x H 94mm x 44mm x 23mm with cap made of stainless steel
- Sealing plate: W x D x H 65mm x 18,5mm x 12,5mm



Art.no	Type
14.516.160	A1-DR1

GOOSE NECK



Stainless steel AISI 316 for through deck wiring.



Art.no	Ø mm	Total height mm	Height above deck mm
14.514.901	35	150	120
14.514.902	35	125	125

CONNECTION BOXES JB SERIES



Secure, dry connections are important to the reliability of electrical and electronic equipment. The JB junction boxes are manufactured in high impact ABS plastic. Connector blocks are mounted on nylon pins fitted inside the box which, after the wiring has been completed, will hold the connector block firmly in place. Fixing screws and grommets included.



Art.no	Type	Material	Cable entrees	Connector block	Size L x W x H mm
14.517.101	JB1P	ABS plastic white	2 x 6,5mm	6-way	72 x 50 x 25
14.517.103	JB3P	ABS plastic grey	8 x 10mm	12-way	111 x 60 x 31

DUAL POWER POST



- Fire resistant connection block for battery cables
- With SS thread M6 and rings, tinned brass nuts
- Dimensions 35mm x 42mm




Art.no
12.543.010

BUSBARS



Art.no	Description
14.518.010	10 ways, 146 x 32 x 27mm, max 120A



Art.no	Type	Description
14.516.320	F2241	6-way busbar, 100A max
14.516.330	F2242	12-way busbar, 100A max

CONNECTOR BLOCK



Art.no	Description
14.425.625	12 pole, 1-4mm ²
14.425.626	12 pole 6 mm ²
14.425.627	12 pole 10mm ²

NYLON P-CLIPS



Art.no	Per blist.	Blister per package	Inner min. Ø mm	Inner max. Ø mm
14.425.640	10	6	4,3	4,7
14.425.641	10	6	5,9	6,3
14.425.642	10	6	9,1	9,5

CABLE TIES NYLON



- Nylon



Art.no	Blister per package	Dimensions mm	Per blist.
14.425.650	6	100 x 2,5	24
14.425.651	6	150 x 3,5	24
14.425.652	6	162 x 4,8	6
14.425.653	6	200 x 4,6	10
14.425.654	6	270 x 4,8	8
14.425.655	6	385 x 4,6	6

SHORE PLUG STAINLESS STEEL



- 16A
- 230V



Art.no	Man. no
14.513.161	121160000

6 SHORE POWER CONNECTORS

SHORE ADAPTER PLUG



- From CEE-7/7 to CEE plug
- UV-resistant and abrasion resistant
- Integrated voltage Indication LED
- 16A
- 230V

Art.no	Man. no
14.513.162	121160900

SHORE ADAPTER PLUG



- From CEE-7/7 to CEE plug
- UV-resistant and abrasion resistant
- 16A
- 230V

Art.no	Man. no
14.513.163	121160910

SPLITTER FOR CEE-PLUG



The 230V grid is the source to run your appliances and charge the batteries. Mastervolt offers you everything you need for a high quality grid connection.

- UV-proof and wear-proof
- Integrated LED power indicator

Art.no	Man. no
14.513.164	121160920

SHORE POWER CABLE



- UV-resistant and abrasion resistant
- Factory-poured Plugs
- Integrated voltage Indication LED
- 2,5mm²
- 16A
- 230V
- Delivered in canvas bag

Art.no	Man. no	Length m
14.513.165	121160150	15
14.513.166	121160250	25

SHORE PLUG RECESSED STAINLESS STEEL



- Stainless steel shore plug with easy lock
- IP65
- Stainless Steel AISI 316

Art.no	Man. no	Volt	Amps
14.513.140	303SSEL-BXPK	230	16
14.513.192	6371EL-BXPK	230	32

SHORE PLUG RECESSED PLASTIC



- Plastic Shore plug with easy lock
- IP65
- UV-resistant plastic

Art.no	Man. no	Volt	Amps
14.513.141	301EL-BXPK	230	16
14.513.178	6351EL-BX	230	32

SHORE PLUG SET



- Corrosion resistant shore plug with waterproof cap and cover



Art.no	Man. no	Volt	Amps	Description
14.513.147	199114	230	16	set
14.513.145	305CRCXNPK	230	16	seperate plug
14.513.146	103RNXPX	230	16	seperate cover



Art.no	Man. no	Volt	Amps	Description
14.513.190	199115	230	32	set
14.513.193	6360CRNXPX	230	32	seperate plug
14.513.188	7715CRNXPX	230	32	seperate cover

SHORE POWER CABLE



Shore Cables complete with

Marinco Plug and CEE plug

- Cable H07BQ-F 3 x 2,5mm²
- Including lockable cap
- Plug with LED indication
- 16A
- 230V



Art.no	Man. no	Length m
14.513.150	1MSPPXP	1
14.513.151	10MSPPXP	10
14.513.152	15MSPPXP	15
14.513.153	20MSPPXP	20
14.513.154	25MSPPXP	25

SHORE SOCKET US 125V



Shore plug Stainless steel with American connection suitable for the American market

- 125V



Art.no	Man. no	Volt	Amps
14.513.170	303SSEL-B	125	30
14.513.171	6371EL-B	125	50

SHORE POWER CABLE US 125V



- Walstroomkabelset complete with Marinco plug suitable for the US market
- Plug with LED indication
- 125V
- Length 15,2m/50ft



Art.no	Man. no	Volt	Amps	Colour
14.513.175	199119	125	30	yellow
14.513.176	6153SPPW	125	50	grey

SHOREPOWER CLIP-SET



- Shorepower Clip-set "S" Style ideal and safe for guiding shorepowerlines to your boat
- Set of 6 clips
- UV treated



Art.no	Man. no
14.513.194	CLIP-01


CEE PLUG MALE AND FEMALE 230V



Art.no	Description
14.504.001	CEE-plug male
14.504.002	CEE-plug female

SAFEBOX CEE

- Plug with rubber seal and lock safe
- Suitable for CEE plugs



Art.no	Description
14.504.100	Safebox CEE

CONNECTOR CEE/RA



Art.no	Description
14.504.011	Connector CEE/RA

ADAPTOR-CABLE RPA/CEE



Art.no	Description
14.504.015	Adaptor-cable RPA/CEE neoprene 40cm

SOCKET CEE

- Built-in dimensions D x H x W 83mm x 90mm x 83mm
- Wall mounting, 105mm x 105mm



Art.no	Colour
14.504.019	white
14.504.020	ivory

EXTENSION CABLE CEE



CEE plug/CEE counter.



Art.no	Wire size	Length m	Material
14.504.110	3 x 1,5mm ²	10	Neoprene
14.504.030	3 x 1,5mm ²	25	Neoprene
14.504.140	3 x 1,5mm ²	40	Neoprene
14.504.035	3 x 1,5mm ²	50	Neoprene
14.504.120	3 x 2,5mm ²	10	Neoprene
14.504.125	3 x 2,5mm ²	25	Neoprene
14.504.130	3 x 2,5mm ²	30	Neoprene

RUBBER PLUG AND SOCKET



• Earth connection, 230V



Art.no	Description
14.504.005	Rubber cable plug
14.504.006	Cable socket

MOUNTING BOX



• 2-pole fuse, 10A - 230V



Art.no	Description
14.504.061	Mounting box + earth connection 25A. to 0,03A

TROLLING MOTOR/ELECTRIC MOTOR CONNECTION 70A



Special heavy duty plug and socket for connecting trolling/electric motors with a maximum of 70A.

- Socket is supplied including cover
- Suitable for 12V to 48V systems
- Maximum Cable Connection 12mm²



Art.no	Description
14.504.012	70A Plug
14.504.013	70A Receptacle



Art.no	Description
14.504.014	Set

TROLLING MOTOR/ELECTRIC MOTOR CONNECTION 40A



Trolling motor plug and receptacle system for connecting trolling/ electric motors with a maximum of 40A.

- The system has a spring lock system that keeps the plug firmly in place
- Suitable for 12V up to 36V systems
- Available in 2- and 3-wire version
- Maximum cable connection 8mm²



3-wires

Art.no	Description
14.504.032	40A plug



3-wires

Art.no	Description
14.504.033	40A set



2-wires

Art.no	Description
14.504.034	40A set

UNI-PLUG 12V



• DIN connection, for lighter



Art.no	Description
14.504.003	Uni-plug 12V

PLUG 12V UNI ECO



- DIN connection, for lighter
- With fuse 8A




Art.no	Description
14.504.026	Plug 12V UNI ECO

ADAPTOR CORD 12V



- From Uni-plug to Counter socket



Art.no	Description
14.504.016	Adaptor cord 12V

SOCKET SURFACE MOUNTED 12V



- DIN connection



Art.no	Model
14.504.025	Socket with lid

12V SOCKET ROUND



- 12V flush mount round socket with cover and additional rectangular mounting plate
- Up to 20A / 12V



Art.no	Description
14.504.024	12V Socket Round

BULKHEAD SOCKET BOX



- Built-in, maximum 10A / 12V, marine grade plastic
- With rubber cap



Art.no	Description
14.504.027	Bulkhead socket box

WALL SOCKET BOX



- 12 Volt
- Marine plastic
- With rubber cap



Art.no	Description
14.504.028	Wall socket box

EXTENSION CABLE 12V



- For uni plug to lighter
- Cable 4 metres



Art.no	Description
14.504.042	Extension cable 12V

12V USB MINI ADAPTER



- USB adapter for 12V power outlet
- The USB adapter can be used to charge, for example, a cell phone
- Input voltage 12-24V
- Output voltage 5V
- Maximum current load 2,1A
- Overload protection on 6,8V



Art.no	Description
14.504.045	12V USB Adapter Double

12V TWIN SOCKET ADAPTER + 2 USB



12 Volt adapter in conjunction with a USB adapter. The adapter can easily be plugged into the 12V outlet on board so as to create 4 possible connections; 2 x 12V socket and 2 USB connections.

- The adapter is adjustable in 4 positions of each 30 °
- Voltage 12V, maximum load: 10A, of which the USB connections are up to 2A



Art.no	Description
14.504.046	12V/2 x USB Adapter

PLUG + SOCKET



- Concentric, weatherproof
- Wall thickness maximum 10mm
- Maximum 10A



Art.no	Description
14.525.000	Plug

- Maximum 8A



Art.no	Description
14.526.001	Plug, 2-pole

6 12V BOARD POWER NET

new USB SOCKET WITH USBC FAST CHARGER



Power Delivery, often referred to as PD, is a more powerful and faster way of charging devices that support this way of charging. Power Delivery is only used in combination with USC-C connectors and cables, this USB-C connection is smaller than regular USB connections and is the new standard for devices, such as smartphones, tablets, and laptops. These new generation Talamex Power Delivery USB-C sockets use this technology and charge with a maximum power of 45W. This means that you can also charge faster and more efficiently on board. If you have a device that does not support Power Delivery, no problem, these devices can also be charged, however, with the standard charging speed.

The sockets are equipped with an LED indicator, if this light is blue, it means it is charging in standard mode. If the indicator lights orange, it is charging in Power Delivery mode.



- USB socket comes with cover
- Input 12-24V
- Charge up to 20V when connected to 24V system
- Output voltage 5 - 20V
- LED indicator
- Protected against short circuit and overheating
- IP65 watertightness with cover closed

Art.nr.	Aansluiting
14.504.085	USB 2.4A + USB-C PD 45W
14.504.086	USB-C PD 45W

new UNIVERSAL RAIL MOUNT ADAPTER FOR USB SOCKETS



Flexible solution for mounting USB sockets on the railing of your boat. Suitable for round Talamex sockets. The mounting clamp is adjustable and suitable for railings with a diameter of 20mm up to 30mm. The rail mount adapter is supplied with a waterproof gasket and waterproof cover.



Art.no	Description
14.504.095	Universal rail mount for USB sockets

USB SOCKET



USB Sockets with a high output amperage by which the models are suitable for the latest models are smartphones and tablets of various brands. Due to the high output amperage, you quickly save 16% charging time compared to 2,1A models and even more compared to even lower amperages

- USB socket comes with cover and flush mount frame
- Input 12-24V
- Output voltage 5V
- Output amperage only 2,4A, double 3,4A (1 x 2,4A and 1x1A)
- LED indicator
- Protected against short circuit and overheating
- With tightly sealed cap a IP66 water tightness



Art.no	Colour	Type	Ampère
14.504.070	black	single	2,4



Art.no	Colour	Type	Ampère
14.504.071	black	double	3,4



Art.no	Colour	Type	Ampère
14.504.072	white	single	2,4



Art.no	Colour	Type	Ampère
14.504.073	white	double	3,4

USB SOCKET SWITCH MOUNT

USB Sockets with a high output amperage by which are suitable for the latest models smartphones and tablets of various brands. Due to the high output amperage, you quickly save 16% charging time compared to 2,1A models and even more compared to even lower amperages. USB socket has a standard switch mount size which makes it easy to integrate the switch into existing configurations.

- Input 12/24V
- Output voltage 5V
- Output amperage 3,4A (1 x 2,4A and 1x1A)
- LED indicator
- Protected against short circuit and overheating
- With tightly sealed cap a IP66 water tightness
- 1 1/8 switchmount

Dimensions

- Overall 48mm x 24,2mm
- Cut-out 36,83 x 21.08mm
- Built-in depth 44,71mm



Art.no

14.504.083

USB SOCKET + 12V SOCKET

Double flush mount frame with 1 USB socket 2,4A in combination with a regular 12V outlet. Due to the high output amperage of the USB socket, you save up to 16% charging time compared to 2,1A models and even more compared to lower amperages

Specifications USB socket:

- Input 12-24V
- Output voltage 5V
- Output amperage only 2,4A
- LED indicator
- Protected against short circuit and overheating
- With tightly sealed cap IP66 water tightness
- Specifications 12V power outlet
- Input 9-36V



Art.no

Description

14.504.074 USB socket + 12V socket black



Art.no

Description

14.504.075 USB socket + 12V socket white

DIGITAL VOLTMETER

Compact digital voltmeter which displays the DC voltage on board. The casing is completely sealed making it IP67 water resistance and suitable for outdoor mounting. Voltmeter comes with a flush mount frame. This voltmeter can also be used in the double flush mount frame models. The decimal-dot is variable making it 1 digit jumps at voltages lower than 10V for exact indication. Protected against polarity reversal.

- Voltage 2,5-30V DC
- Consumption < 30mA
- Refresh speed 5 per second
- Voltage resolution 0,01V (input < 10V) / 10,0V (input > 10V)
- Diameter Ø 36,60mm, height 17,5mm (without flush mount frame)



Art.no

Description

14.504.076 Digital voltmeter with thread connection

14.504.077 Digital voltmeter with terminal connection 0,25"

VOLTAGE & CURRENT DUAL-METER

Compact digital volt- & current gauge which displays the DC voltage and current use of a battery on board. The casing is completely sealed making it IP67 water resistance and suitable for outdoor mounting. Gauge comes with a flush mount frame. This gauge can also be used in the double flush mount frame models. The decimal-dot is variable making it 1 digit jumps at voltages lower than 10V for exact indication. Protected against polarity reversal.

- Voltage 4,5-30V DC
- Amperage 0-15A DC
- Consumption < 30mA
- Refresh speed 5 per second
- Voltage resolution 0,01V (input < 10V)/10,0V (input > 10V)
- Diameter Ø 36,60 mm, height 17,5 mm (without flush mount frame)



Art.no

Description

14.504.078 Voltage and current dualmeter

6 12V BOARD POWER NET/SWITCHES

DIGITAL VOLTMETER WITH BATTERY INDICATOR



Compact digital volt- & battery indicator gauge which displays the DC voltage and status of a battery on board. The casing is completely sealed making it IP67 water resistance and suitable for outdoor mounting. Gauge comes with a flush mount frame. This gauge can also be used in the double flush mount frame models. The decimal-dot is variable making it 1 digit jumps at voltages lower than 10V for exact indication. Protected against polarity reversal.



- Voltage 5-30V DC
- Autodetection 12/24V systems
- Consumption < 30mA
- Refresh speed 10ms
- Diameter Ø 36,60mm, height 17,5mm (without flush mount frame)

Art.no

14.504.079

DIGITAL VOLTMETER SWITCH MOUNT



Compact digital voltmeter which displays the DC voltage on board. The casing is completely sealed making it IP67 water resistance and suitable for outdoor mounting. Voltmeter has a standard switch mount size which makes it easy to integrate the switch into existing configurations. The decimal-dot is variable making it 1 digit jumps at voltages lower than 10V for exact indication. Protected against polarity reversal.

- Voltage 2,5-30V DC
- Consumption < 30mA
- Refresh speed 5 per second
- Voltage resolution 0,01V (input < 10V)/10,0V (input > 10V)
- Overall 48 x 24,2mm
- Cut-out 36,83 x 21,08mm
- Built-in depth 44,71mm
- 1 1/8" switchmount

Art.no

14.504.081

VOLTAGE & CURRENT DUAL-METER SWITCH MOUNT



Compact digital volt- & current gauge which displays the DC voltage and current use of a battery on board. The casing is completely sealed making it IP67 water resistance and suitable for outdoor mounting. Voltmeter has a standard switch mount size which makes it easy to integrate the switch into existing configurations. The decimal-dot is variable making it 1 digit jumps at voltages lower than 10V for exact indication. Protected against polarity reversal.



- Voltage 4,5-30V DC
- Amperage 0-15A DC
- Consumption < 30mA
- Overall 48 x 24.2mm
- Cut-out 36,83 x 21,08mm
- Built In depth 44,71mm
- 1 1/8" switchmount

Art.no

14.504.082

ROCKER SWITCH DE LUXE



Oversized plastic switch for easy control.

- 12V-30V DC 16A
- IP67
- Hole dimensions built-in frame 22mm x 38mm.
- With light

Art.no	Description
14.544.001	On/Off
14.544.002	On/Off/On
14.544.003	On mom./Off
14.544.004	On mom./Off/On
14.544.005	On mom./Off/On mom.
14.544.020	Cap built-in frame
14.544.021	Built-in frame single
14.544.022	Built-in frame end
14.544.023	Built-in frame middle


- Sheet of 60 pcs.

Art.no	Description
14.544.025	Symbol stickers for 14.544.001 up to 14.544.005

TOGGLE SWITCH



- Mounted switch black with lights on/off
- 12V - 15A



Art.no	Description
14.528.100	on/off

TOGGLE SWITCH WATERPROOF



- Mounted switch 12V
- Waterproof IP65
- On/off



Art.no	Description
14.528.110	on/off

TOGGLE SWITCHES



- Bakelite, brass chromed
- 12V - 15A



Art.no	Description
14.528.010	on/off
14.528.011	on/off/on

TOGGLE SWITCH



- Plastic power on/off switch, 12V - 15A
- MOM = Momentum, as long as you hold this switch is active



Art.no	Description
14.528.120	on/off
14.528.125	on/off/on
14.528.145	on/off with waterproof cap
14.528.135	mom.on/off/mom.on
14.528.140	mom.on/off

TOGGLE SWITCH



- Plastic switch for plate thickness 11mm
- 12V - 10A



Art.no	Description
14.528.130	on/off

PULL-BUTTON SWITCHES



- 2 positions; on/off
- Plate thickness maximum 32mm
- Capacity 12V - 20A



Art.no	Description
14.529.000	Chromed brass

- 3 positions: on/off/on
- Plate thickness maximum 32mm
- Capacity 12V - 20A



Art.no	Description
14.530.000	Chromed brass

PULL-SWITCH



- 2 positions: on/off
- Plate thickness maximum 19mm
- Capacity 12V - 6A



Art.no	Description
14.532.000	Chromed brass

PULL-SWITCH



- Chrome plated bronze with control light
- 2 positions: on/off
- Plate thickness maximum 32mm
- Capacity 12V - 24V - 10A



Art.no	Description
14.533.000	Green light
14.533.001	Red light

CONTROL LIGHTS 12V



- Chrome plated brass
- Outside Ø 25mm
- Hole 14mm
- Plate thickness maximum to 25mm
- Built-in length 53mm
- 12-24V DC / 50mA



Art.no	Description
14.534.000	Green
14.534.001	Red



Marinco Shore Power



Quality and Durability: UL Listed, CSA Approved, 5 year warranty, Corrosion resistant nickel plated contacts.



UV Resistant: UV resistant jacket resists fading and degradation.



More Flexible: Lowest bend radius on the market* Premium type 3 standing and exclusive jacket material.



Lighter Weight: 8% lighter than the closest competitor Proprietary jacket reduces weight and maintains superior performance.*

* Internal Lab Analysis. December 2015.



Marine Surge Protection Pigtails

Providing industry leading protection for marine equipment

High visibility LED indicator lights.

Fault code diagram for easy identification.

90-degree dockside plug.



marinco.com

NAVICO
GROUP

PUSH SWITCHES



- Chromed brass button
- Length 23mm
- Ø 16 mm
- 12V - 20A
- Use boat horns etc.



Art.no

14.541.000

- Marine plastic with white button
- Plate thickness maximum 9mm
- 12V - 5A



Art.no

14.542.000

- Marine plastic with rubber button and silver contacts
- Plate thickness maximum till 9mm
- 12V - 5A



Art.no

14.543.000

START SWITCH



- 12V - 12A
- Size hole 20mm
- Max. built-in length 30mm



Art.no Description

14.545.101 Start switch black plastic

14.545.102 Start switch brass

SWITCH PANEL WAVE



This switchpanel series Wave distinguishes itself by the waving design that is visible throughout the series of panels and add-on panels. The switch panels can easily be expanded by the Wave add-on panels that will join seamlessly. The panels come with push-reset circuit breakers and LED rockerswitches.

- The panels are supplied with 28 assorted label stickers
- Voltage 12V
- Current maximum cumulative 35A
- Shallow mounting depth 45mm
- 4P fuses: 1 x 4A, 1 x 6A, 1 x 8A, 1 x 10A
- 6P fuses: 2 x 5A, 2 x 6A, 1 x 8A, 1 x 10A
- 8P fuses: 1 x 4A, 2 x 5A, 2 x 6A, 1 x 8A, 1 x 10A

Art.no	Switches	B mm	L mm	Pict.:
14.576.010	4	100	110	1
14.576.011	6	100	160	2
14.576.012	8	100	210	3

WAVE ADD-ON PANELS




The Wave add-on panels are easy to join with the Wave switchpanels. The add-on panels come in different configurations. Another option is a empty panel to make another non-standard configuration. The specifications of the different configurations can be found elsewhere in this catalogue (see page 481 - 482).

- Dimensions 100mm x 54mm



Art.no	Description	Pict.
14.576.014	12V & double USB socket	1
14.576.015	Double USB & Volt/battery indicator	2
14.576.016	Double USB & Volt/current gauge	3
14.576.013	Wave add-on panel empty	4

SWITCH PANEL CURVED



This switch panel series Curved distinguishes itself by the robust design that is visible throughout the series of panels and add-on panels. The strong, robust and IP66 waterproof panels can also be mounted outdoors. The switch panels can easily be expanded by the Wave add-on panels that will join seamlessly. The Curved panels can be mounted either vertically or horizontally. The panels are equipped with Push-reset circuit breakers with rubber boots (6-20A) and illuminated rocker switches. The switch panels are supplied with square shaped label stickers (30pcs) that allow backlighted label features.

- Voltage 12V - 24V
- Current maximum cumulative 45A
- Mounting depth 75mm
- IP66
- 4P fuses: 1 x 6A, 1 x 10A, 1 x 15A, 1 x 20A
- 6P fuses: 1 x 6A, 3 x 10A, 1 x 15A, 1 x 20A

Art.no	Switches	B mm	L mm	Pict.:
14.576.020	4	114	133	1
14.576.021	6	114	188	2

6 SWITCHPANELS


CURVED ADD-ON PANELS



The curved add-on panels are easy to join with the Curved switch panels but can also be mounted independently. The add-on panels come in different configurations. Another option is an empty panel to make another non-standard configuration. The specifications of the different configurations can be found elsewhere in this catalogue (see page 481 - 482).



Art.no	Description	Dimensions mm	Pict.
14.576.023	12V & double USB socket	114 x 58	1
14.576.025	double USB & Volt/ battery indicator	114 x 58	2
14.576.026	double USB & Volt/ current gauge	114 x 58	3
14.576.022	Curved add-on panel empty	114 x 58	4
14.576.027	add-on panel Bilgepump (on-off-auto)	114 x 54	5



Art.no	Description	Dimensions mm	Pict.
14.576.028	add-on panel Windlass (up-off-down)	114 x 54	6
14.576.029	add-on panel Switch (on-off)	114 x 54	7
14.576.030	add-on panel Switch (on-off-on)	114 x 54	8
14.576.032	add-on panel Volt-/ current gauge	114 x 54	9
14.576.031	add-on panel USB socket double 3.4A	114 x 54	10

SWITCHPANEL WITH VOLTMETER



Switch panel for mounting both inside and outside. By the voltmeter with IP66 value and the waterproof switches, this switch panel is also suitable for outdoor in, for example, a dashboard mount. The switch panel is equipped with a clear LED indicator per switch which is processed at the back of the sticker. This makes it clear to see which switch is on or off.

Specifications:

- 5 switches + voltmeter (specifications voltmeter see art.nr. 14.504.076 see page 481 - 482)
- Water Resistance IP66
- Compact design W x H 107 x 95mm; cut out size W x H 93 x 76mm
- Mounting depth 95mm
- Input 12V & 24V
- Maximum current switch: 15A@DC 12V/10A@DC24V
- ATP in-line fuse 15A per 2 switches
- Comes with 28 stickers



Art.no	Colour
14.576.007	white
14.576.008	anthracite

SWITCH PANELS



- Black
- 12V - Max. 37A
- 30mm glass fuses



Art.no	Dimensions L x W mm	Description	Pict.
14.577.006	165 x 114	For 6 fuses	1
14.577.026	114 x 165	For 6 fuses	2
14.577.004	127 x 114	Vertical For 4 fuses	3

World's most sold level sensor, now also as high accuracy NMEA2000!



6 SWITCHPANELS

SWITCH PANELS



- Nylon, black
- With 6 automatic fuses (2 x 3A, 2 x 6A, 1 x 8A, 1 x 10A)
- Lighted switch
- 12V - maximum 37A
- 165mm x 114mm

Art.no	Description
14.577.046	Black

SWITCH PANEL



- Weatherproof with 6 fuses
- 12V
- 6 Switches, of which 1 for air horn
- H 95 mm
- W 108 mm

Art.no
14.576.006

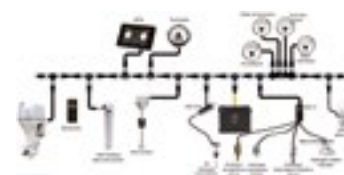
MARINE PLASTIC SWITCH PANEL



- 12V
- Size 115mm x 165mm
- Built-in depth approximately 50mm
- Suitable for 6 glass fuses up to 15A
- Delivery includes glass fuses 3x3A, 2x5A and 1x8A
- Supplied with 6 extra stickers and 6 mounting screws

Art.no
14.571.006

NMEA2000



NMEA2000 is a plug- &-play communications standard used in marine industry for connecting different kind of marine gauges, sensors and display units. It allows devices made by different manufacturers to communicate with each other. The products that meet the NMEA2000 standard are connected via drop cables to one central cable, known as a backbone cable. The backbone powers each instrument and relays data among all the instruments within the network. This allows one display unit to show many different types of information. It also allows the instruments to work together, since they share data.

On the backbone cable, one or more power cables supply the NMEA2000 network with power. Where the power cable is installed depends on the number of devices to be powered and where these are in the network. To connect a NMEA2000 device, a drop cable is connected from the device to a T-connector attached to the backbone cable. For the network to function properly, there must be a terminator at each end of the backbone cable. The NMEA2000 system uses high quality cables and connectors. A NMEA2000 allows a maximum of 100 meters of backbone cable and a total maximum of 78 meters drop cables. Each drop cable can be up to 6 meters long. In a NMEA2000 network there can be up to 50 devices connected.

Wema's NMEA2000 system can be implemented in an existing system, so individual gauges and meters can be exchanged from different brands.

Features Wema NMEA2000

- Universal exchangeability with other NMEA2000 networks. Always consult the manufacturer's manual for full functionality
- Complete assortment instruments, sensors, cables and connectors
- Possibility to convert analogue sensors into a NMEA2000 sensor
- High quality original NMEA2000 connectors
- "High accuracy" instrument and sensors for optimal read-out from instruments
- High quality IP67 rated instruments, finished with stainless steel bezel and real glass
- All sensors NMEA2000 and analog are ISO8846 certified (spark-free and approved for petrol engines and tanks)
- 3 jaar warranty

MULTIFUNCTIONAL TOUCHSCREEN DISPLAY 7" NMEA2000



This multifunctional touchscreen display from Wema has an 18cm (7") large diagonal TFT sunlight viewable screen. This model is distinguished by a high-resolution screen, in which many important data of your boat, or engine can be displayed simultaneously. It is possible to change languages and to set up your own personalised alarms. The display is robustly built and has an IP67 rating. Including 1 meter NMEA2000 drop cable and mounting bracket, which in addition to an in-dash installation also allows the display to be mounted.



- IP67
- UV and salt water resistant
- Resolution 800 x 480 pixels
- Instrument dimensions W x L 212 x 136mm
- Drill hole W x L x D 199 x 116 x 135mm (cable included)
- Motor functions tachometer, trim, cool water, oil pressure, hour meter
- Navigational functions course (COG), speed (SOG)
- Tank functions fuel, water, blackwater
- Other functions rudder position en voltage

Art.no	Man. no	Description
21.352.285	220029	NMEA2000 MFG 7" Touchscreen

new SILVER SERIES NMEA2000 ROUND MULTIFUNCTIONAL TOUCHSCREEN



The Wema multifunctional 8-in-1 gauge shows all essential information regarding your vessel. Navigating through the menus is easy with the easy-to-read color touchscreen. The Gauge has different options with 8 different adjustable screen layouts, to optimally present the desired data. The gauge can display information from the NMEA2000 network as well as analog signals and is supplied with one 1-meter NMEA2000 drop-cable and one cable for analog connection. It is not possible to combine both signals.



- Available in a 7,6cm (3") and 10,7cm (4,2") model
- Waterproof rating IP67
- Antifog glass
- UV and saltwater resistant
- Power supply 12V (via the NMEA2000 network) or 9-32V with analog connection
- Adjustable background black, white, blue, or grey
- Installation depth 85mm (incl. cable and connector)
- LEN=4

- Readable functions (NMEA2000 or Analog)
- Speed (15/30/60 knots, km/h or mph is selectable)
 - RPM (4000, 6000 and 8000 rpm are selectable)
 - Engine hours
 - Oil pressure
 - Water temperature
 - Volt
 - Fuel Tank Level
 - Warning lights

Art.no	Man. no	Description	Screen resolution	Diameter Ø mm	Cut out Ø mm
21.352.286	220030	MFG 3" touchscreen	432 x 432 pixels	103	96,6
21.352.287	220031	MFG 4,2" touchscreen	720 x 720 pixels	140	134

SILVER SERIES NMEA2000 MULTIFUNCTIONAL GAUGE



The digital multifunctional instrument has a 7,62cm (3") round colour display. Which allows you to read many different motor functions. In addition to NMEA2000, the instrument is also compatible with analog sensors. Instrument is finished with a stainless-steel bezel and comes with 1-meter NMEA2000 drop cable and cable for analog connections.



- IP67
- Anti - fog glass
- UV and salt water resistant
- Resolution 432 x 432 pixels
- Adjustable background colour; black, white, blue or grey
- Instrument diameter Ø 111,6mm
- Drill hole 100mm

Analog functions:

- Fuel level (0-190/240-33 Ohm or customized)
- Water temperature (301-23 Ohm or customized)
- Oil pressure (10-185 Ohm or customized)
- Tachometer (0,5-250 ratio setting)

Art.no	Man. no	Description	Colour
21.352.280	220027	NMEA2000 MFG 3"	white/black

SILVER SERIES NMEA2000 MULTIFUNCTIONAL TACHOMETER



In addition to the tachometer, the NMEA2000 tachometer has many essential functions for your motor management. This makes many other instruments unnecessary. Instrument finished with stainless steel bezel and comes with 1 meter NMEA2000 drop cable.



- IP67
- Anti-fog glass
- UV and salt water resistant
- Red backlighting
- Tachometer
- Trim/tilt
- Fuel usage and level
- Engine temperature
- Oil pressure
- Hour
- Voltage
- Engine warning
- Instrument diameter Ø 97mm
- Drill hole diameter Ø 85mm

Art.no	Man. no	Description	Colour	Volt	Measuring range
21.352.158	210686	tachometer	black	12	7000 RPM
21.352.159	210687	tachometer	white	12	7000 RPM

new SILVER SERIES NMEA2000 RUDDER INDICATOR



Manoeuvring becomes easier with the rudder position indicator. This is an easy-to-read instrument equipped with stainless steel ring and curved glass, for a premium look. Easy to connect to a NMEA2000 network.

Supplied with one 1-meter NMEA2000 drop cable with female and male connection. The rudder indicator sensor (21352189) is sold separately.

- Waterproof according to IP67
- Anti-fog glass
- UV and salt water resistant
- Fully protected against corrosion
- Red instrument light
- Power supply: 12v
- Instrument diameter Ø56mm
- Drill Hole size Ø52mm
- Installation depth: 60mm
- LEN: 1



Art.no	Man. no	Description	Colour	Volt	Measuring range
21.352.195	210621	rudder indicator	zwart	12	40 ° - 0 °- 40 °
21.352.196	210622	rudder indicator	wit	12	40 ° - 0 °- 40 °

new SILVER SERIES NMEA2000 RUDDER INDICATOR SENSOR



The Rudder indicator sensor NMEA2000 transmits the position of the rudder via the NMEA2000 network, so that it can be displayed on compatible instruments.

Supplied with one 1-meter NMEA2000 drop cable with female and male connection.

- Waterproof rating IP67
- Height: 94mm
- Width: 96mm
- Arm length: 140 mm
- LEN: 1



Art.no	Man. no	Description	Volt	Measuring range
21.352.189	240311	rudder indicator sensor	12	40 ° - 0 °- 40 °

6 WEMA INSTRUMENTS

SILVER SERIES NMEA2000



The NMEA2000 Silverline series is distinguished by high quality meters with stainless steel bezel and real glass lens. These give your boat a luxurious finish. The instruments are supplied with 1 meter NMEA2000 drop-cable.

- IP67
- Anti-fog glass
- UV and saltwater resistant
- Red instrument light
- Easy installation with mounting ring
- Instrument diameter Ø 56mm
- Drill hole diameter Ø 52mm
- Depth 60mm



Art.no	Man. no	Description	Colour	Volt	Measuring range
21.352.152	210620	fuel	black	12	0-4/4
21.352.153	210624	fuel	white	12	0-4/4



Art.no	Man. no	Description	Colour	Volt	Measuring range
21.352.150	210610	water	black	12	0-4/4
21.352.151	210614	water	white	12	0-4/4



Art.no	Man. no	Description	Colour	Volt	Measuring range
21.352.160	210697	waste water	black	12	0-4/4
21.352.161	210698	waste water	white	12	0-4/4



Art.no	Man. no	Description	Colour	Volt	Measuring range
21.352.154	210658	water temperature	black	12	0-120°C
21.352.155	210659	water temperature	white	12	0-120°C



Art.no	Man. no	Description	Colour	Volt	Measuring range
21.352.156	210676	oil pressure	black	12	10/145 bar/psi
21.352.157	210620	oil pressure	white	12	10/145 bar/psi

GPS ANTENNA NMEA2000



Very accurate and waterproof GPS antenna. 0,9 meter NMEA2000 drop-cable included.

- 10 Hz M-GPS 56 channel receiver
- IPX5
- UV and saltwater resistant

Art.no	Man. no	Description
21.352.164	220006	GPS antenna

SETUP TOOL NMEA2000



Used when more than one sensor and instrument are installed in the same NMEA2000 network. Each sensor and gauge need to get a correct instance number.

Art.no	Man. no	Description
21.352.165	220007	Setup tool

SENSORS FOR WATER AND FUEL TANKS NMEA2000



The Wema sensors for NMEA2000 are very reliable, maintenance-free and without mechanical components. The transmitters have a very high precision, which means that instruments are extremely accurate and provide precise read-outs. The transmitters have an accuracy of 10mm, or 16mm, depending on the length of the sensor. This is the distance between each sensor, the smaller the distance between them, the more accurate the reading. This makes Wema sensors the most accurate on the market. Easy to install and suitable for many different liquids and oils. Made of stainless and acid resistant material.

N3 SENSOR FOR WATER AND FUELTANKS NMEA2000



- Stainless steel
- 12V
- IP65
- 1 1/4" BSP (32mm) thread
- ISO8846 certified



Art.no	Man. no	Length mm	Accuracy (sensors distance)
21.352.166	230150	150	10mm
21.352.167	230200	200	10mm
21.352.168	230225	225	10mm
21.352.169	230250	250	10mm
21.352.170	230275	275	10mm
21.352.171	230300	300	10mm
21.352.172	230350	350	10mm
21.352.173	230400	400	10mm
21.352.174	230450	450	16mm
21.352.175	230500	500	16mm
21.352.176	230550	550	16mm
21.352.177	230600	600	16mm
21.352.178	230650	650	16mm
21.352.179	230700	700	16mm
21.352.180	230750	750	16mm
21.352.181	230800	800	16mm
21.352.182	230850	850	16mm
21.352.183	230900	900	16mm
21.352.184	230950	950	16mm
21.352.185	231000	1000	16mm
21.352.186	231100	1100	16mm
21.352.187	231200	1200	16mm

N3H SENSOR FOR HOLDING TANK NMEA2000



- Stainless steel
- 12V
- IP65
- 1 1/4" BSP (32mm) thread
- ISO8846 certified



Art.no	Man. no	Length mm	Accuracy (sensors distance)
21.352.228	270205	205	10mm
21.352.229	270305	305	10mm
21.352.230	270410	410	10mm
21.352.231	270510	510	16mm
21.352.232	270760	760	16mm

N5 SENSOR FOR WATER AND FUELTANKS NMEA2000



- Stainless steel
- 12V
- IP65
- Standard SAE 5-hole pattern
- ISO8846 certified



Art.no	Man. no	Length mm	Accuracy (sensors distance)
21.352.206	250150	150	10mm
21.352.207	250200	200	10mm
21.352.208	250225	225	10mm
21.352.209	250250	250	10mm
21.352.210	250275	275	10mm
21.352.211	250300	300	10mm
21.352.212	250350	350	10mm
21.352.213	250400	400	10mm
21.352.214	250450	450	16mm
21.352.215	250500	500	16mm
21.352.216	250550	550	16mm
21.352.217	250600	600	16mm
21.352.218	250650	650	16mm
21.352.219	250700	700	16mm
21.352.220	250750	750	16mm
21.352.221	250800	800	16mm
21.352.222	250850	850	16mm
21.352.223	250900	900	16mm
21.352.224	250950	950	16mm
21.352.225	251000	1000	16mm
21.352.226	251100	1100	16mm
21.352.227	251200	1200	16mm

N5H SENSOR FOR HOLDING TANK NMEA2000



- Stainless steel
- 12V
- IP65
- Standard SAE 5-hole pattern
- ISO8846 certified



Art.no	Man. no	Length mm	Accuracy (sensors distance)
21.352.233	280205	205	10mm
21.352.234	280305	305	10mm
21.352.235	280410	410	10mm
21.352.236	280510	510	16mm
21.352.237	280760	760	16mm

6 WEMA INSTRUMENTS

ASC-6 CONVERTER NMEA2000




The ASC-6 converter can convert a maximum of 6 analog signals to a NMEA2000 signal. One input is dedicated to converting the analog tachometer into a NMEA2000 signal.

Compatible analog signals:

- Tachometer (one dedicated channel)
- Fuel tank (0-190, 10-180, 240-30 Ohm or custom)
- Water tank (0-190, 10-180, 240-30 Ohm or custom)
- Holding tank (0-190, 10-180, 240-30 Ohm or custom)
- Engine temperature (0-120°C)
- Oil temperature (0-150°C)
- Oil pressure (0-5 and 0-10 bar)
- Turbo pressure (0-2 bar)
- Rudder angle
- Trim angle

Art.no	Man. no	Description
21.352.239	220020	ASC-6 converter to NMEA2000 6 channels

WEMA NMEA2000 ASC-CONVERTER



The Wema ASC converts analogue signal from tank or engine sensors into an NMEA2000 signal. This makes it ideal for anyone who wants to see tank levels or engine data in their NMEA2000 network. With an ASC-4 converter it is possible to connect up to four analogue sensors.

Art.no	Man. no	Description
21.352.240	220003	ASC-E Converter 0-190 Ohm to NMEA2000
21.352.241	220004	ASC-A Converter 240-30 Ohm to NMEA2000 (US)

NMEA2000 POWER CABLE



Wema uses a thick flexible tinned 18 AWG cable as power cable with a 3A fuse. This cable is used for supplying the NMEA2000 network with power (12V). The 2 meters long cable is colour coded yellow for easy identification once installed in a NMEA2000 network.

- Voltage rating 250 VAC/VDC
- Fuse 3A
- IP68
- 2 meter cable
- Impedance 120 Ohm

Art.no	Man. no	Description	Length m
21.352.243	220009	power cable	2

new POWER ISOLATOR NMEA2000



The Wema NMEA2000 Power isolator is essential for a proper installation of the NMEA2000 network by separating different power sources. The Power isolator ensures that the voltage from, for example, the motor and the battery is kept separate.

Without a Power Isolator there is a risk of draining the starter batteries through the NMEA2000 network, or the NMEA2000 network may shut down when the engine is turned off.

The power isolator is installed between the T-connectors to isolate one side of the backbone from the other.

Art.no	Man. no	Description
21.352.310	220042	Power isolator

NMEA2000 DROP/BACKBONE CABLE



These drop - and backbone cables are universal and compatible with other manufacturer's NMEA2000 products. The cable has large 18 AWG power conductors to minimize the risk of voltage drop and provide better reliability to the NMEA2000 network. Each drop cable is limited to 6 meters maximum and a total of 78 meters length of all drop cables in the network is possible. The maximum length of the backbone cable is 100 meters.

- Voltage rating 300 VAC/VDC
- max 4A
- IP68
- Impedance 120 Ohm

Art.no	Man. no	Description	Length m
21.352.301	220033	Drop cable/backbone cable	0,25
21.352.260	220014	Drop cable/backbone cable	0,5
21.352.261	220015	Drop cable/backbone cable	1,0
21.352.262	220016	Drop cable/backbone cable	2,0
21.352.263	220017	Drop cable/backbone cable	4,0
21.352.264	220018	Drop cable/backbone cable	6,0
21.352.265	220019	Backbone cable	8,0
21.352.266	220024	Backbone cable	10,0

NMEA2000 T-CONNECTOR



The T-connector is required for adding components and constructing a NMEA2000 network. It is installed on the backbone cable and uses one end of the T-connector for the drop cable.

- NMEA2000 network standard, compatible with other manufacturer's NMEA2000 products
- IP68



Art.no	Man. no	Description
21.352.250	220010	T-connector



Art.no	Man. no	Description
21.352.267	220022	T-connector 2 ports



Art.no	Man. no	Description
21.352.268	220023	T-connector 4 ports

NMEA2000 L-CONNECTOR



The L-connector is perfect to use in tight spaces to reduce stress between two cables. It can also be connected to a NMEA2000 gauge in the dashboard where there often is lack of space. This will create a compact and neat installation.

- NMEA2000 network standard, compatible with other manufacturer's NMEA2000 products
- IP68



Art.no	Man. no	Description
21.352.253	220025	L-connector

NMEA2000 TERMINATOR



A NMEA2000 network needs terminating resistors at either end, to terminate or close the NMEA 2000 network a terminator should be installed on one side of a T-connector. One female and one male are required for a proper NMEA2000 installation.

The inline terminator can be used at the end of a NMEA2000 backbone to terminate the backbone and still allow for a single device to be used after the terminator without a T-connector and standard terminator. It can for example be used to connect a compatible NMEA2000 device in the top of a sailboat mast. The inline terminator is working like a normal terminator and will terminate the NMEA2000 network. It will function properly as an end terminator even if there's nothing connected to the other end of the inline terminator.

- NMEA2000 network standard, compatible with other manufacturer's NMEA2000 products
- IP68
- 120 Ohm

Art.no	Man. no	Description
21.352.251	220012	female terminator



Art.no	Man. no	Description
21.352.252	220013	male terminator



Art.no	Man. no	Description
21.352.254	220026	inline terminator



new BULKHEAD CONNECTOR NMEA2000



The NMEA2000 Bulkhead connector is ideal when routing the cable through a watertight bulkhead or panel is required. It also creates a connection point in the network for removable equipment.

The bulkhead connector uses a Micro-C male and a female connector.

- Waterproof rating IP67
- Drill hole size Ø 12mm
- Maximum panel thickness 13mm

Art.no	Man. no	Description
21.352.300	220032	Bulkhead connector NMEA2000

new FIELD INSTALLATION CONNECTOR NMEA2000



The NMEA2000 field installation connectors are perfect for creating custom length NMEA2000 cables. Soldering is not required, because mounting is done by screwing them onto the cables. The screw terminals are numbered for easy and correct installation. For cables with an outer diameter between 3 and 8mm.

- Waterproof rating IP67
- Available in male and female variant

Art.no	Man. no	Description
21.352.302	220034	Female cable plug
21.352.303	220035	Male cable plug

new GENDER CHANGER NMEA2000



A common problem when connecting two devices, or cables in a NMEA2000 network, is that the connectors are from the same type. This can be solved using the gender changer. With this connector you can convert a Male into a Female connector or a Female into a Male connector.

Art.no	Man. no	Description
21.352.306	220038	Adapter female-female
21.352.307	220039	Adapter male-male

new PROTECTION CAPS FOR CONNECTORS NMEA2000



Protective cap to seal unused connectors. Includes 80mm long rubber strap.

Art.no	Man. no	Description
21.352.308	220040	Male protection cap
21.352.309	220041	Female protection cap

new SPLITTERBOX NMEA2000



The splitterbox, also called Multiport box, is ideal for connecting multiple NMEA2000 units in one place, for example behind the instrument panel. Thanks to this box, multiple T-connectors and drop cables in one and the same place are no longer necessary. This saves time, money, and weight during installation. The box is connected with a drop cable to a T-connector in the NMEA2000 network.

- Waterproof rating IP67
- 2 or 8 female connectors

Art.no	Man. no	Description
21.352.305	220037	2-Way Splitterbox
21.352.304	220036	8-Way Splitterbox

NMEA2000 STARTER KIT BASIC



The starter kit basic consist of:

- 1 x power cable with 3A fuse
- 1 x female terminator
- 1 x male terminator
- 2 x t-backbone connector
- 1 x drop cable/backbone cable 2m
- 1 x backbone cable 10m

Art.no	Man. no	Description
21.352.269	220008	starter kit basic

NMEA2000 STARTER KIT LARGE



The starter kit large consist of:

- 1 x power cable with 3A fuse
- 1 x female terminator
- 1 x male terminator
- 2 x t-backbone connector
- 1 x t-connector 4 ports
- 2 x drop cable/backbone cable 2m
- 1 x drop cable/backbone cable 4m
- 1 x backbone cable 10m

Art.no	Man. no	Description
21.352.270	220011	starter kit large

new CONNECTOR ASSORTMENTS BOX NMEA2000



The NMEA2000 assortment box contains the most common NMEA2000 connectors.

Thanks to the materials used, the Wema assortment box is extremely light, robust and shock resistant. Very easy and comfortable to transport thanks to the rubber handle. The large opening angle of the cover provides easy and clear access to the NMEA2000 connectors. It is also possible to move the dividers allowing the size of the compartments to be adjusted as desired.

The assortment box contains

- 10 x T-connector
- 4 x female terminator
- 4 x male terminator
- 2 x 2-port T-connector
- 2 x 4-port T-connector
- 2 x L-connector
- 1 x Inline terminator
- 1 x bulkhead transit
- 4 x female cable plug
- 4 x male cable plug
- 1 x splitter box 8-way
- 2 x splitter box 2-way
- 1 x female-female adapter
- 1 x adapter male-male
- 4 x protective cap male connector
- 4 x protective cap female connector
- 2 x voltage insulator
- 1 x assortment box

Art.no	Man. no	Description
21.352.311	220043	Sortimentsbox Anschlüsse

SILVERLINE



The Wema Silverline is the luxury line of boat instruments from Wema. The Silverline series offers a wide range of instruments with a high-quality finish. These instruments are specially made for the most severe marine conditions. Easy to read instruments with high contrast colours.

Features Wema Silverline

- Luxurious appearance
- Stainless steel instrument bezel
- Instrument has real glass (condensation free)
- Watertight IP67
- Easy installation by means of robust mounting ring
- Possibility to choose between yellow, or red background light
- 3 years warranty

SILVERLINE DIGITAL GPS



A fully digital speedometer that shows the current speed, course and the distance travelled. Regardless of the weather conditions. Easy installation, by means of supplied high-end 32-channel GPS receiver and robust mounting ring on the back of the instrument.

- IP67
- Anti -fog glass
- Backlight yellow, or red
- Easy installation by means of robust mounting ring
- Groundspeed in km/h, mph or knots (SOG)
- Compass course over ground (COG)
- High-end 32-channel GPS receiver
- Distance travelled in kilometres, miles or nautical miles
- Maximum read-out 110 km per hour, 60 knots or 70 mph
- Instrument diameter Ø 96mm
- Drill hole diameter Ø 85mm
- GPS receiver with 5 meter cable
- Independent, no connection with other instruments necessary



Art.no	Man. no	Description	Colour	Volt
21.352.106	110607	GPS	black	12/24
21.352.108	110608	GPS	white	12/24




Art.no	Man. no	Description
21.352.128	2001418	GPS antenna including 5m cable

SILVERLINE GPS/SPEED/COMPASS



Wema has developed one of the most modern GPS speedometers that shows exactly the current speed and the current course. The GPS speedometer shows the speed analogue and course digitally and has a very accurate GPS receiver with 32 channels. Easy installation, by means of supplied GPS receiver and robust mounting ring on the back of the instrument.

- IP67
- Anti -fog glass
- Backlight yellow, or red
- Easy installation by means of robust mounting ring
- Instrument diameter Ø 96mm
- Drill hole diameter Ø 85mm
- GPS receiver with 5 meter cable
- Independent, no connection with other instruments necessary



Art.no	Man. no	Description	Colour	Volt
21.352.107	110632	15kn - 27km/h	black	12/24
21.352.109	110633	15kn - 27km/h	white	12/24



Art.no	Man. no	Description	Colour	Volt
21.352.142	110693	30kn - 54km/h	black	12/24
21.352.143	110694	30kn - 54km/h	white	12/24



Art.no	Man. no	Description	Colour	Volt
21.352.138	110688	60kn - 110km/h	black	12/24
21.352.139	110689	60kn - 110km/h	white	12/24



Art.no	Man. no	Description
21.352.128	2001418	GPS antenna including 5m cable

new SILVERLINE DIGITAL GPS SPEEDOMETER 52MM



Digital GPS speedometer in a compact format, ideal when space on the dashboard is limited. This instrument displays the exact current speed and distance travelled. Easy installation includes a high- end 32-channel GPS receiver and robust mounting ring on the back of the instrument.

- IP67
- Anti -fog glass
- Backlight red
- Easy installation by means of robust mounting ring
- Groundspeed in km/h, mph, or knots (SOG)
- High-end 32-channel GPS receiver
- Distance travelled in kilometres, miles, or nautical miles
- Maximum read-out 110 km per hour, 60 knots or 70 mph
- Instrument diameter Ø 58mm
- Drill hole diameter Ø 52mm
- GPS receiver with 5-meter cable
- Independent, no connection with other instruments necessary



Art.no	Man. no	Description	Colour	Volt
21.352.098	110907	60kn - 110km/h	black	12/24
21.352.099	110908	60kn - 110km/h	white	12/24

SILVERLINE TACHOMETER WHITE HOURMETER



The tachometer provides insight into the consumption and performance of the engine and is thus indispensable. Connect to the W contact of the alternator

- IP67
- Anti -fog glass
- Backlight yellow or red
- Easy installation by means of robust mounting ring
- Instrument diameter Ø 96mm
- Drill hole diameter Ø 85mm
- GPS receiver with 5 meter cable
- Independent, no connection with other instruments necessary



Art.no	Man. no	Description	Colour	Volt
21.352.146	110913	4000/U	black	12/24
21.352.147	110914	4000/U	white	12/24



Art.no	Man. no	Description	Colour	Volt
21.352.148	110955	8000/U	black	12/24
21.352.149	110956	8000/U	white	12/24



Art.no	Man. no	Description
21.352.059	150312	sensor tachometer

SILVERLINE RUDDER INDICATOR GAUGE

This easy to read instrument gives insight in the position of the rudder. Works in combination with the heavy-duty rudder angle sensor. Instrument and sensor are sold separately.

- IP67
- Anti-fog glass
- LED instrument backlight yellow or red
- Easy installation by means of robust mounting ring
- Instrument diameter Ø 97mm
- Drill hole diameter Ø 85mm
- Depth: 60mm



Art.no	Man. no	Description	Volt	Measuring range	Ohm
21.352.190	110641	black	12/24	40° - 0° - 40°	0-5000

HEAVY DUTY RUDDER ANGLE SENSOR

Heavy duty rudder angle sensor supplied with 10 meter cable.

- Height: 120,5mm
- Width: 70 x 70mm
- Armlength: 315mm



Art.no	Man. no	Description	Volt	Measuring range	Ohm
21.352.191	150313	sensor	12/24	40° - 0° - 40°	0-5000

SILVERLINE GAUGE SERIES

The Silverline series is distinguished by high quality gauges, with stainless steel bezel and glass lens. These give your boat a luxurious finish.

- IP67
- Anti-fog glass lens
- LED instrument backlight yellow or red
- Easy installation by means of robust mounting ring
- Instrument diameter Ø 58mm
- Drill hole diameter Ø 52mm



Art.no	Man. no	Description	Color num-berplate	Volt	Measuring range	Ohm
21.352.101	110620	Fuel	black	12/24	0-4/4	0-190
21.352.201	110624	Fuel	white	12/24	0-4/4	0-190

SILVERLINE GAUGE SERIES



Art.no	Man. no	Description	Color num-berplate	Volt	Measuring range	Ohm
21.352.100	110610	Water	black	12/24	0-4/4	0-190
21.352.200	110614	Water	white	12/24	0-4/4	0-190



Art.no	Man. no	Description	Color num-berplate	Volt	Measuring range	Ohm
21.352.104	110697	Waste water	black/silver	12/24	0-4/4	240-33
21.352.204	110698	Waste water	white/silver	12/24	0-4/4	240-33



Art.no	Man. no	Description	Color num-berplate	Volt	Measuring range
21.352.102	110630	Voltage	black	12	8-16V
21.352.202	110634	Voltage	white	12	8-16V



Art.no	Man. no	Description	Color num-berplate	Volt	Measuring range
21.352.110	110640	Voltmeter	black	24	18-32V
21.352.111	110644	Voltmeter	white	24	18-32V



Art.no	Man. no	Description	Color num-berplate	Volt	Measuring range
21.352.103	110660	Voltage LED	black	12/24	8-32V
21.352.203	110664	Voltage LED	white	12/24	8-32V

SILVERLINE GAUGE SERIES



Art.no	Man. no	Description	Color number-berplate	Volt	Measuring range	Ohm
21.352.105	110655	Water temperature	black	12/24	0-120°C	300-22
21.352.205	110659	Water temperature	white	12/24	0-120°C	300-22



Art.no	Man. no	Description	Color number-berplate	Volt	Measuring range	Ohm
21.352.135	110670	Oil temperature	white	12/24	25-120°C	450-23
21.352.136	110671	Oil temperature	black	12/24	25-120°C	450-23



Art.no	Man. no	Description	Color number-berplate	Volt	Measuring range
21.352.137	110676	Oil pressure	black	12/24	10/145 bar/psi
21.352.112	110677	Oil pressure	white	12/24	10/145 bar/psi



Art.no	Man. no	Description	Color number-berplate	Volt	Measuring range
21.352.131	110651	Engine hours	black	12/24	0-99999,9
21.352.132	110652	Engine hours	white	12/24	0-99999,9



Art.no	Man. no	Description	Color number-berplate	Volt
21.352.133	110661	Clock	black	12/24
21.352.134	110662	Clock	white	12/24

SILVERLINE GAUGE SERIES



Art.no	Man. no	Description	Color number-berplate	Volt	Measuring range	Ohm
21.352.198	110602	Fuel digital	black	12/24	0-100%	0-190
21.352.199	110603	Fuel digital	white	12/24	0-100%	0-190

BLACK AND WHITE SERIES

This well-known line white Wema gauges offers a wide range of high-quality instruments. These instruments are specially made for the most severe conditions. Easy to read with high contrast colours. The instruments are completely waterproof and can be personalized by exchanging the plastic bezel with other bezels. (These bezels are sold separately) In this line, you also can choose between yellow or red background LED light. Instrument has a fog-free lens. Easy installation by means of mounting ring at the back of the instrument.

Features Wema Black en White line

- Proven quality
- Wide range of instruments
- Watertight IP67 rating
- LED instrument backlight yellow or red
- Easy installation by means of robust mounting ring

DIGITAL GPS



A fully digital speedometer that shows the current speed, course and the distance travelled. Regardless of the weather conditions. Easy installation, by means of supplied high-end 32-channel GPS receiver and robust mounting ring on the back of the instrument.

- IP67
- Anti -fog lens
- LED instrument backlight yellow, or red
- Easy installation by means of robust mounting ring
- Groundspeed in km/h, mph or knots (SOG)
- Compass course over ground (COG)
- Distance travelled in kilometres, miles or nautical miles
- Maximum read-out 110 km per hour, 60 knots or 70 mph
- Instrument diameter Ø 96mm
- Drill hole diameter Ø 85mm
- GPS receiver with 5 meter cable
- Independent, no connection with other instruments necessary



Art.no	Man. no	Description	Colour	Volt
21.352.126	110322	GPS	black	12/24
21.352.127	110323	GPS	white	12/24

DIGITAL GPS



Art.no	Man. no	Description
21.352.128	2001418	GPS receiver including 5m cable

GPS/SPEED/COMPASS



Wema launches the world's latest GPS Speedo, the speedometer that precisely shows actual speed and actual heading.

This speedometer shows speed analogically and compass heading digitally, both are guided by GPS signals. This technology is the latest on the market. GPS Speedo has a "high-end" 32 channel GPS Receiver. Instrument Ø 96mm. Size hole Ø 85mm. Plug and play.

- IP67
- No holes in the boat necessary except 85 mm in the cockpit panel
- Precise speed
- Precise rate
- 12/24V
- GPS receiver with 5m cable
- Independent, no connection necessary with other devices



Art.no	Man. no	Description	Colour	Volt
21.352.114	110395	15kn - 27km/h	black	12/24
21.352.115	110396	15kn - 27km/h	white	12/24
21.352.120	110308	30kn - 54km/h	black	12/24
21.352.125	110309	30kn - 54km/h	white	12/24
21.352.117	110388	60kn - 110km/h	black	12/24
21.352.118	110322	60kn - 110km/h	white	12/24



Art.no	Man. no	Description
21.352.128	2001418	GPS receiver including 5m cable

TACHO METER WITH HOUR-METER



The tachometer provides insight into the fuel consumption and performance of the engine and is therefore indispensable. Connect to the W contact of the alternator.

- IP67
- Anti -fog lens
- LED instrument backlight yellow or red
- Easy installation by means of robust mounting ring
- Instrument diameter Ø 96mm
- Drill hole diameter Ø 85mm
- GPS receiver with 5m cable
- Independent, no connection with other instruments necessary



Art.no	Man. no	Description	Colour	Volt
21.352.035	110912	4000 r/pm	black	12/24
21.352.052	110911	4000 r/pm	white	12/24



Art.no	Man. no	Description	Colour	Volt
21.352.013	110953	8000r/pm	black	12/24
21.352.053	110915	8000r/pm	white	12/24



Art.no	Man. no	Description
21.352.059	150312	sensor tachometer

WEMA RUDDER INDICATOR



Because of large size of Ø 96mm well readable instrument.

- 12/24V
- 0-190 Ohm
- Suitable for sensor ROD 5
- Hole size diameter Ø 85mm
- Diameter Ø 96mm
- Sensor for rudder indicator for single or double installation 2 x 0-190 Ohm



Art.no	Man. no.	Colour
21.352.028	110667	black

Art.no	Man. no	Description
21.352.029	150311	sensor

6 WEMA INSTRUMENTS

BLACKLINE / WHITELINE SERIE



Proven quality. Reliable and easy to read instruments.

- IP67
- Anti fog lens
- LED instrument backlight yellow or red
- Easy installation by means of robust mounting ring
- Instrument diameter Ø 58mm
- Drill hole diameter Ø 52mm



Art.no	Man. no	Description	Color num-berplate	Volt	Measuring range	Ohm range
21.345.002	110320	fuel	black	12/24	0-4/4	0-190
21.352.042	110324	fuel	white	12/24	0-4/4	0-190



Art.no	Man. no	Description	Color num-berplate	Volt	Measuring range	Ohm range
21.345.001	110310	water	black	12/24	0-4/4	0-190
21.352.041	110314	water	white	12/24	0-4/4	0-190



Art.no	Man. no	Description	Color num-berplate	Volt	Measuring range	Ohm range
21.253.110	110397	waste water	black	12/24	0-4/4	240-33
21.352.043	110398	waste water	white	12/24	0-4/4	240-33



Art.no	Man. no	Description	Color num-berplate	Volt	Measuring range
21.352.003	110330	volt meter	black	12	8-16V
21.352.049	110334	volt meter	white	12	8-16V



Art.no	Man. no	Description	Color num-berplate	Volt	Measuring range
21.352.030	10340	volt	black	24	18-32V
21.352.050	110344	volt	white	24	18-32V



Art.no	Man. no	Description	Color num-berplate	Volt	Measuring range
21.352.012	110360	voltmeter LED	black	12/24	8-32V
21.352.051	110364	voltmeter LED	white	12/24	8-32V



Art.no	Man. no	Description	Color num-berplate	Volt	Measuring range
21.352.023	110337	Ampère kit	black	12/24	+/- 150A
21.352.058	110338	Ampère kit	white	12/24	+/- 150A



Art.no	Man. no	Description	Color num-berplate	Volt	Measuring range	Ohm range
21.352.007	110355	water temperature	black	12/24	0-120°	300-22
21.352.044	110359	water temperature	white	12/24	0-120°	300-22



Art.no	Man. no	Description	Color num-berplate	Volt	Measuring range	Ohm range
21.352.006	110370	oil temperature	black	12/24	25-120°	450-23
21.352.046	110371	oil temperature	white	12/24	25-120°	450-23



Art.no	Man. no	Description	Color num-berplate	Volt	Measuring range
21.352.010	110347	exhaust temperature	black	12/24	0-800°
21.352.047	110348	exhaust temperature	white	12/24	0-800°



Art.no	Man. no	Description	Volt	Ohm
21.345.300	150210	sensor 3/8" (10mm) NPT	12/24	20-120
21.345.301	150950	extensions cable 10m	12/24	20-120



Art.no	Man. no	Description	Color num-berplate	Volt	Measuring range	Ohm
21.352.024	110372	turbo pressure meter	black	12/24	0-02 bar	10-185
21.352.025	110373	turbo pressure meter	white	12/24	0-02 bar	10-185
21.352.040	110376	oil pressure meter	black	12/24	0-10 bar	10-185
21.352.048	110377	oil pressure meter	white	12/24	0-10 bar	10-185
21.352.026	110378	oil pressure meter	black	12/24	0-25 bar	10-185
21.352.027	110379	oil pressure meter	white	12/24	0-25 bar	10-185



Art.no	Man. no	Description	Volt	Measuring range	Ohm
21.352.045	150053	oil pressure sensor	12/24	0-10 bar	10-185



Art.no	Man. no	Description	Color num-berplate	Volt	Measuring range
21.352.018	110351	engine hours	black	12/24	0-99999,9
21.352.055	110352	engine hours	white	12/24	0-99999,9



Art.no	Man. no	Description	Color num-berplate	Volt
21.352.022	110361	clock	black	12/24
21.352.057	110362	clock	white	12/24



Art.no	Man. no	Description	Color num-berplate	Volt
21.352.070	110353	navigation lights	black	12/24
21.352.071	110354	navigation lights	white	12/24



Art.no	Man. no	Description	Color num-berplate	Volt	Ohm
21.352.036	110922	motor trim	black	12/24	180-10
21.352.037	110923	motor trim	white	12/24	180-10



Art.no	Man. no	Description	Color num-berplate	Volt	Measuring range	Ohm
21.352.060	110327	rudder	black	12/24	40° - 40°	0-190
21.352.061	110328	rudder	white	12/24	40° - 40°	0-190



Art.no	Man. no	Description
21.352.029	150311	sensor



Art.no	Man. no	Description	Color num-berplate	Volt	Measuring range	Ohm
21.352.090	110335	waste water 8 LED	black	12/24	8 LED	0-190
21.352.091	110336	water 8 LED	black	12/24	8 LED	0-190
21.352.092	110333	fuel 8 LED	black	12/24	8 LED	0-190



Art.no	Man. no	Description	Color num-berplate	Volt	Measuring range	Ohm
21.352.082	110302	fuel digital	black	12/24	0-100%	0-190
21.352.083	110303	fuel digital	white	12/24	0-100%	0-190

REPLACEMENT BEZEL FOR GAUGES



Suitable for 52mm and 85mm Black and White line gauges. Easy installation for a personalised look.

Diameter Ø 52mm

Art.no	Man. no	Description	Ø mm
21.353.205	160000	black	52
21.353.206	160001	white	52
21.353.207	160002	silver	52

Diameter Ø 85mm

Art.no	Man. no	Description	Ø mm
21.353.210	160040	black	85
21.353.211	160041	white	85
21.353.212	160042	silver	85

FLUSH BEZEL FOR GAUGES



Flush bezel stainless steel, suitable for 52mm and 85mm gauges.

- Drill hole Ø 60mm for 52mm gauges
- Outer diameter Ø 68mm for 52mm gauges
- Drill hole Ø 101mm for 85mm gauges
- Outer diameter Ø 111 for 85mm gauges

Art.no	Man. no	Description	Ø mm
21.353.209	160004	flush SS	52
21.353.213	160043	flush SS	85

SENSORS FOR WATER EN FUELTANKS



The Wema sensors S3 and S5 are very reliable maintenance-free sensors without any mechanical components. The sensors have a very high precision, making the instruments reliable and very accurate. Easy to install and suited for very many fluids and oils. Made of stainless acid-resistant materials.

S3 SENSORS FOR WATER EN FUELTANKS



- Stainless Steel AISI 316
- 12/24V
- 1 1/4" BSP (32mm) thread
- 0-190 Ohm
- Length cable 0,5m
- Flange Ø 55mm
- ISO8846 certified

Art.no	Man. no	Length mm
21.345.115	326000	150
21.345.120	326002	200
21.345.125	326004	250
21.345.130	326006	300
21.345.135	326007	350
21.345.140	326008	400
21.345.145	326009	450
21.345.150	326010	500
21.345.155	326011	550
21.345.160	326012	600
21.345.165	326013	650
21.345.170	326014	700
21.345.310	326015	750
21.345.180	326016	800
21.345.190	326018	900
21.345.311	326020	1000
21.345.210	326021	1100
21.345.220	326022	1200

S3 SENSORS FOR WATER EN FUELTANKS US VERSION



- Material RVS AISI 316
- 12/24V
- 1 1/4" BSP (32mm) thread
- 240-30 Ohm
- Length cable 0,5m
- Flange Ø 55mm
- ISO8846 certified

Art.no	Man. no	Length mm
21.345.320	326062	200
21.345.325	326064	250
21.345.330	326066	300
21.345.335	326067	350
21.345.340	326068	400

S5 SENSOR FOR WATER EN FUELTANK



- Sensor with VDO connection
- SAE-5-hole pattern
- Material RVS AISI 316
- 12/24V
- 0-190 Ohm
- Length cable 0,5m
- ISO8846 certified

Art.no	Man. no	Length mm
21.347.150	323100	150
21.347.175	323101	175
21.347.200	323102	200
21.347.225	323103	225
21.347.250	323104	250
21.347.275	323105	275
21.347.300	323106	300
21.347.350	323107	350
21.347.400	323108	400
21.347.450	323109	450
21.347.500	323110	500
21.347.550	323111	550
21.347.600	323112	600
21.347.650	323113	650
21.347.700	323114	700
21.347.750	323115	750
21.347.800	323116	800
21.347.850	323117	850
21.347.900	323118	900
21.347.950	323119	950
21.348.000	323120	1000



S5 SENSORS FOR WATER EN FUELTANKS US VERSION



- Sensor with VDO connection
- SAE-5-hole pattern
- Material RVS AISI 316
- 12/24V
- 240-30 Ohm
- Length cable 0,5m

Art.no	Man. no	Length mm
21.348.120	323132	200
21.348.125	323134	250
21.348.130	323136	300
21.348.135	323137	350
21.348.140	323138	400



N3H SENSOR FOR HOLDING TANK US VERSION



- SS AISI 316
- Easy to clean
- 12/24V
- 1 1/4" BSP (32mm) thread
- 240-30 Ohm
- ISO8846 certified

Art.no	Man. no	Length mm
21.253.115	126711	205
21.253.116	126712	305
21.253.118	126713	410
21.253.119	126715	510



new SIGNAL SPLITTER



The signal splitter makes it possible to connect one analog sensor to two meters or two analog sensors to one meter, without getting incorrect read-outs due to incorrect resistances.



One analog sensor to two meters
To be used when you want the information from one analogue sensor on two gauges. For example: The analogue sensor in a water tank sending signals to a gauge at the helm and to another on the flybridge

Two analog sensors on one meter
In the situation that there are two tanks on board and want to read the combined level on the same meter.

If a boat is angled while underway, the tank will also be angled and will give a false reading of the tank with only one analog sensor. If you put one analog sensor in the front and one in the back and combine it with this resistance splitter, you get a much more reliable reading from the tank. Works with all analog resistance sensors from Wema: fuel, water, wastewater tank, temperature, and pressure sensor.

- 0 - 465 Ohms
- No calibration required
- 12/24 Volts
- Dimensions 57mm x 51mm x 21mm

Art.no	Man. no	Description
21.353.040	160050	Signal splitter

TEMPERATURE SENSORS FOR OIL AND WATER



Sensor for measuring water and oil temperature.



Art.no	Man. no	Description	Poles	Measuring range	Fitting
21.352.009	150115	STP-1X	1	0-120°C	1/8" 27 NPT
21.345.321	150119	STP-1D	1	0-120°C	5/8" 18 UNF
21.345.322	150121	STP-2B	2	0-120°C	3/8" 18 NPT
21.345.323	150116	STP-1A	1	0-120°C	M16 x 1,5

TEMPERATURE SENSOR ADAPTERS FOR OIL AND WATER



Art.no	Man. no	Description
21.353.270	150901	STP-1X to 3/8" 18 NPT
21.353.370	150902	STP-1X to M14 x 1,5
21.353.371	150903	STP-1X to M16 x 1,5
21.353.372	150904	STP-1X to M18 x 1,5

FLANGE 1-1/4" STAINLESS STEEL



- For S3/S3H
- 1 1/4" BSP (32mm) thread
- Incl. 6 screws

Art.no	Man. no	Description
21.253.120	163306	flange SS

FLANGE 1-1/4" NYLON



- For S3/S3H
- 1 1/4" BSP (32mm) thread
- Outer diameter 80mm

Art.no	Man. no	Description
21.350.255	163010	5 screwholes 5mm
21.353.250	163011	5 screwholes 6mm

FLANGE WELDING NUT 1-1/4" STAINLESS STEEL



- Welding nut stainless steel
- For S3/S3H
- 1 1/4" BSP (32mm) thread

Art.no	Man. no	Description
21.353.260	163000	welding nut SS 1 1/4"

FLANGE UNDER RING STAINLESS STEEL



- Under ring stainless steel
- For S3 sensors
- SAE-5-hole pattern

Art.no	Man. no	Description
21.353.202	163303	VDO under ring SS

FLANGE ADAPTER S3



Adapter N3/N3H/S3/S3H from VDO tubular sensor Ø 55 mm Adapter for replacing a VDO tubular sensor Ø 55 mm with a Wema N3/N3H/S3 sensors. 6 mm Gasket included.

- Thread 1 1/4"
- Outer diameter 100mm
- 6 x M6 bolt holes

Art.no	Man. no	Description
21.353.216	163309	VDO to S3 adapter

THREAD ADAPTER



Adapter in brass from 1 1/4" to 1 1/2". O-ring is included.

Art.no	Man. no	Description
21.353.201	163001	Adapter R 1 1/4" to 1 1/2" NPT

INSPECTION HATCH WHITE SENSOR HOLE



- Inspection hatch with integrated 1 1/4" thread
- For S3/S3H/N3/N3H
- Outer diameter 150mm
- Requires Ø 115mm hole in tank

Art.no	Man. no	Description
21.353.203	163120	inspection hatch S3

INSPECTION HATCH



- Requires Ø 115mm hole in tank

Art.no	Man. no	Description
21.353.304	163110	inspection hatch

LEAKAGE ALARM



The leakage alarm should be installed in a space where there normally isn't any water. Should water leak in, the alarm starts at 80 mm height from the bottom and stops when the level has dropped to 20 mm from the bottom. Very easy to install and maintain. Connection to audible alarm, or warning light.

- 12/24V
- Sensor 40mm x 145mm










Art.no	Man. no	Description
21.350.200	151121+ 162010	alarm set (sensor and audio alarm)
21.350.201	151121	sensor for leakage alarm
21.350.202	162010	audio alarm universal











www.talamex.com

Selectionguide navigation lights

Powercraft less than 7m. max speed 7 knots	Sailing vessels less than 20m (may also be performed)		
			
1 All-round white	1 Tricolor sailing light	*1 All-round red *1 All-round green 1 Port 1 Starboard 1 Stern	*1 All-round red *1 All-round green 1 Bicolor side lantern 1 Stern

Sailing vessels more than 20m	Powercraft less than 20m (may also be performed)	Powercraft less than 50m (may also be performed)
		
*1 All-round red *1 All-round green 1 Port 1 Starboard 1 Stern	1 Masthead 1 Port 1 Starboard 1 Stern	1 Masthead 1 Bicolor 1 Stern
		1 Masthead 1 Port 1 Starboard 1 Stern

Powercraft less than 12m when masthead and stern can't be mounted. Motor driven vessels 12m up to 20m	Motor driven vessels 12m up to 20m		
			
1 All-round white 1 Bicolor	1 All-round white 1 Port 1 Starboard	1 Masthead 1 Bicolor 1 Stern	1 Masthead 1 Port 1 Starboard 1 Stern

Motor driven and sailing boats at anchor, aground or at pier			Vessels restricted in manoeuvrability more than 12m
Less than 50m at anchor	From 12m aground	Less than 50m at pier	
			
1 All-round white	1 All-round white 2 All-round red in vertical line	1 All-round white showing out on boardside	in addition to prescribed navigation light: 1 All-round white 2 All-round red

TALAMEX LED NAVIGATION LIGHTS

LED navigation light with a strong polycarbonate house equipped with STAINLESS STEEL cover plate.

- For boats up to 12m
- Dimensions W x H x D 64,4mm x 75mm x 55,5mm
- Voltage 12V
- Wattage 0, 54W
- LED rated life 50.000 hours
- IP66
- CE, RoHS



House: black

Art.no	Description
12.543.011	Masthead light 225°
12.543.012	Stern light 135°
12.543.013	Port light 112,5°
12.543.014	Starboard light 112,5°
12.543.015	Combi-light each 112,5°



House: white

Art.no	Description
12.543.031	Masthead light 225°
12.543.032	Stern light 135°
12.543.033	Port light 112,5°
12.543.034	Starboard light 112,5°
12.543.035	Combi-light each 112,5°

LED SIDELIGHTS SET

LED starboard and port navigation lights with modern design. Supplied including mounting gasket.

- IP67
- 12V
- 0.14A (red) 0.09A (green)
- According IMO COLREG 72 2NM
USCG, ABYC A-16 and NMMA type accepted
- L x W x H 93mm x 57mm x 36mm



Art.no	Description
12.543.060	ABS black
12.543.061	ABS white
12.543.062	Stainless Steel

LED COMBILIGHT

Chrome plated bow LED lamp red/green.

- Dimensions L x W x H
101mm x 79mm x 45mm
- 12V
- IP66



Art.no	Description
12.543.030	LED Combilight

LED NAVIGATION LIGHTS 360°

360° LED navigation lamp with quickfit bayonet mounting bracket.

- Easy assembly thanks to quickfit
- A rubber gasket in the base provides good water resistance
- IP65
- According to standard USCG 2NM
COLREG 2 MILE 12V A-16
- Ø 62mm
- Height 60mm



Art.no	Description
12.543.038	White
12.543.039	Black

LED NAVIGATION LIGHTS 360°

LED 360° navigation lamp with black plastic base.

- IP67
- 12V
- 1,5W
- According to standard IMO COLREG 72, USCG, ABYC A-16 and NMMA type accepted
- Height 10,16cm
- Base size L x W 75mm x 31,5mm



Art.no	Description
12.543.040	Black
12.543.041	White

6 SPOT LIGHTS

LED NAVIGATION LIGHTS 360° FOLDABLE



LED navigation lamp 360° foldable with black base.

- Height 22,86cm
- Tube 19mm
- IP67
- 12V
- 1,5W
- According to standard IMO COLREG 72, USCG, ABYC A-16 and NMMA type accepted
- Base size L x W 64,4mm x 47,3mm

Art.no	Height cm
12.543.042	23
12.543.044	61

LED NAVIGATION LIGHTS 360° REMOVEABLE



LED 360° navigation lamp removable with black plastic mounting base.

- IP67
- 12V
- 1,5W
- According to standard IMO COLREG 72, USCG, ABYC A-16 and NMMA type accepted
- Base size L x W 95mm x 40mm

Art.no	Height cm
12.543.045	61
12.543.046	109

LED NAVIGATION LIGHTS BATTERY POWERED



LED bi-color bow navigation lamp on battery with clamp bracket that can be used for both vertical and horizontal installation.

- IP65
- 4,5V
- 0,9W
- Operates on 3 AAA batteries
- According to standard USCG 1NM, NMMA type accepted

Art.no	Description
12.543.050	Bi Color Light

LED NAVIGATION LIGHTS BATTERY POWERED 360°



LED 360° navigation lamp on battery with clamp bracket that can be used for both vertical and horizontal mounting and bracket for fixed mounting.

- Height 65cm
- IP65
- 4,5V
- 0,9W
- Operates on 3 AAA batteries
- According to standard USCG 2NM, NMMA type accepted

Art.no
12.543.051

NAVIGATION LIGHTS



- Strong Polycarbonate housing with SS cover plate
- For yachts till 7m
- Ø 57 x H 70mm
- Including B15 tube
- 12V
- 10W

Art.no	Description
12.543.006	All-round 360° light

TALAMEX MASTHEAD-/DECKLIGHT COMBINATION



Masthead in combination with a deck light. The lamp features bendable mounting flaps for mounting on a mast. For boats up to 12m.

- Dimensions W x H x D 168mm x 161,8mm x 65mm (width includes mounting flaps)
- Voltage 12V
- Masthead Lamp bulb festoon 12V/10W
- Lamp deck light halogen MR16 12V/10W
- IP65

Art.no
12.543.007

BUILT IN NAVIGATION LIGHTS



Stainless navigation lights to be built-in in hull.

- Voltage 12V
- Bulb type BA 15D 12V/6CP
- Dimensions L x D x H
W 197mm x 57mm x 70mm
- Delivery per pair red & green



Art.no
12.543.025

LIGHTARMOR DECK MOUNT NAVIGATION LIGHTS



The Light Armor Series is a premium quality navigation lighting. The materials used are highly constructed, durable and streamlined. Patented LED technology combined with optimized lenses guarantee high light output with low consumption.

- Complies with EN/ISO 19009:2015, USCG, 72colregs
- 2NM view for ships up to 20 meters
- Protected against polarity reversal
- 10,5-14,4 VDC
- + 50,000 Burn hours
- Fully sealed LED unit



Art.no	Man. no	Description	Body
12.543.140	NV2002PB-7	bicolor surface mount round	black



Art.no	Man. no	Description	Body
12.543.141	NV2002SS-7	bicolor surface mount round	Stainless Steel



Art.no	Man. no	Description	Body
12.543.142	NV2012PBG-7	Starboardlight surface mount round	black



Art.no	Man. no	Description	Body
12.543.143	NV2012PBR-7	Portlight surface mount round	black



Art.no	Man. no	Description	Body
12.543.144	NV2012SSG-7	Starboardlight surface mount round	Stainless Steel



Art.no	Man. no	Description	Body
12.543.145	NV2012SSR-7	Portlight surface mount round	Stainless Steel



Art.no	Man. no	Description	Body
12.543.146	NV3012SSG-7	Starboardlight sidemount round	Stainless Steel



Art.no	Man. no	Description	Body
12.543.147	NV3012SSR-7	Portlight sidemount round	Stainless Steel



Art.no	Man. no	Description	Body
12.543.148	NV4012SSG-7	Portlight sidemount round	Stainless Steel



Art.no	Man. no	Description	Body
12.543.149	NV4012SSR-7	Portlight sidemount oval	Stainless Steel



Art.no	Man. no	Description	Length cm
12.543.150	NV6LC1-10A7	Bicolor on pole, articulated	25



Art.no	Man. no	Description	Length cm
12.543.151	NV6LC1-14-7	Bicolor on pole, straight	35



Art.no	Man. no	Description	Length cm
12.543.152	NV6LC1-14A7	Bicolor on pole, angled	35

6 SPOT LIGHTS

LED POLE MOUNTED ARTICULATING LIGHT



The Light Armor Series is a premium quality navigation lighting. The materials used are highly constructed, durable and streamlined. Patented LED technology combined with optimized lenses guarantee high light output with low consumption.

- Meets EN/ISO 19009:2015, USCG, 72colregs
- 2NM view for ships up to 12 meters
- 10,5 - 14,4V DC
- + 50,000 Burn hours
- Fully sealed LED unit
- Aluminium anodized leg
- Models on pole with hinged lamp



Art.no	Description
12.543.110	360° on pole, straight, 61cm
12.543.111	360° on pole, straight, 106cm
12.543.112	360° on pole, straight, 137cm
12.543.115	360° on pole, foldable, 51cm, horizontal
12.543.116	360° on pole, foldable, 51cm, vertical

LIGHTARMOR PLUG-IN BASES

Deck-sockets which are suitable for the Light Armor series. Comes with a locking collar to make any existing lighting suitable for this plug-in base.

- Suitable for 2 pins lighting
- Vibration free through the inner thread



Art.no	Model
12.543.130	round



Art.no	Model
12.543.131	round with SS cap



Art.no	Model
12.543.132	oval with SS cap



Art.no	Model
12.543.133	rectangle

LED WAKETOWER ALL-ROUND LIGHT



Compact Rondomschijnende lamp for mounting on roof, wakeboard tower, radar bracket etc.

- Meets USCG, 72colregs
- 2NM view for ships up to 12 meters
- 10,5 - 14,4V DC
- Fully sealed LED unit
- Quickfit
- Diameter 6cm, height 4,5 cm



Art.no	Description
12.543.120	LED Waketower All-Round Light

LED 3-MILE TRANSOM LIGHT



Compact Heklicht for mounting on the mirror.

- Meets: USCG, 72colregs
- 3NM view for ships up to 50 meters.
- 10.5-14, 4VDC
- Fully sealed LED unit
- stainless Steel
- Diameter 7, 6cm, thickness 1, 25cm



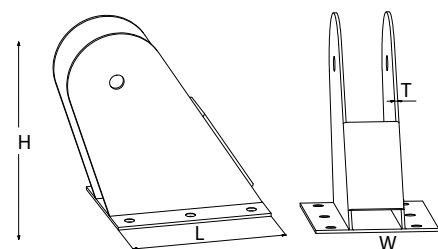
Art.no	Description
12.543.125	LED 3-Mile Transom Light

MASTS FOR MOTOR CRAFT



- Mahogany/Ashwood.
- Comes without stainless steel mast base, if desired order this at art.nr. 28.113.400
- With cable canal 15 x 15mm

Art.no	Length cm
28.113.100	100
28.113.125	125
28.113.150	150
28.113.175	175



Stainless steel mast base

Art.no	L mm	W mm	H mm	T mm
28.113.400	158	123	193	3



www.talamex.com

6 AQUA SIGNAL NAVIGATION LIGHTS



AS 34 SERIES LED

The newest LED generation, Attractive and slim design. Easy to install.

Totally sealed and EMC tested. Maintenance free.

Long lifetime and low power consumption.

- Polycarbonate housing, UV and seawater resistant with optional stainless steel cover.
- 1 LED with lens
- 12-24V (± 20%)
- Waterproof IP 66 / 67 / 68
- Mounting 2 hole, pre-wired



Art.no	Description	Boat length	Volt	Watt	Visibility	Body	Mounting
12.506.201	Starboard	< 50m	10-30	1,5	2nm	black	sid
12.506.202	Starboard	< 50m	10-30	1,5	2nm	white	side



Art.no	Description	Boat length	Volt	Watt	Visibility	Body	Mounting
12.506.203	Port	< 50m	10-30	1,5	2nm	black	side
12.506.204	Port	< 50m	10-30	1,5	2nm	white	side



Art.no	Description	Boat length	Volt	Watt	Visibility	Body	Mounting
12.506.205	Stern	< 50m	10-30	1,5	2nm	black	side
12.506.206	Stern	< 50m	10-30	1,5	2nm	white	side



Art.no	Description	Boat length	Volt	Watt	Visibility	Body	Mounting
12.506.224	Bicolor	< 20m	10-30	3,0	2nm	white	deck
12.506.225	Bicolor	< 20m	10-30	3,0	2nm	black	deck



Art.no	Description	Boat length	Volt	Watt	Visibility	Body	Mounting
12.506.226	Anchor 360°	< 50m	10-30	1,0	2nm	black	mast
12.506.227	Anchor 360°	< 50m	10-30	1,0	2nm	white	mast



Art.no	Description	Boat length	Volt	Watt	Visibility	Body	Mounting
12.506.234	Signal red 360°	< 50m	10-30	1,3	2nm	black	mast
12.506.237	Signal red 360°	< 50m	10-30	1,3	2nm	white	mast
12.506.235	Signal green 360°	< 50m	10-30	1,0	2nm	black	mast
12.506.238	Signal green 360°	< 50m	10-30	1,0	2nm	white	mast



Art.no	Description	Boat length	Volt	Watt	Visibility	Body	Mounting
12.506.236	Top	< 20m	10-30	2,1	3nm	black	mast
12.506.239	Top	< 20m	10-30	2,1	3nm	white	mast



Art.no	Description	Boat length	Volt	Watt	Visibility	Body	Mounting
12.506.228	Tricolor	< 20m	10-30	1,9	2nm	black	mast
12.506.229	Tricolor	< 20m	10-30	1,9	2nm	white	mast



Art.no	Description	Boat length	Volt	Watt	Visibility	Body	Mounting
12.506.230	Top/Anchor	< 20m	10-30	2,1 (Top) 1,0 Anchor	3nm, 2nm	black	mast
12.506.231	Top/Anchor	< 20m	10-30	2,1 (Top) 1,0 (Anchor)	3nm, 2nm	white	mast



Art.no	Description	Boat length	Volt	Watt	Visibility	Body	Mounting
12.506.232	Tricolor/Anchor	< 20m	10-30	1,9 (Tricolor) 1,0 (Anchor)	2nm	black	mast
12.506.233	Tricolor/Anchor	< 20m	10-30	1,9 (Tricolor) 1,0 (Anchor)	2nm	white	mast



Art.no	Description
12.506.221	34 Cover stainless Starboard
12.506.222	34 Cover stainless Port
12.506.223	34 Cover stainless Stern

ACCESSORIES FOR AS SERIES 32/34



Art.no	Description
12.527.095	Quickfit base with protection cap

6 DECK LIGHTS/SPOT LIGHTS

LED SPREADER LIGHT SPARE



LED spreader light spare par36 with IP65-rating. Reverse polarity protected.



Art.no	Volt	Watt	Colour LED	Dimensions mm	Lumen	Angle degrees	Similar halogen W	Energyclass
14.310.013	10-30V DC	4,5	warm white 3000K	Ø 111 x 59	110	125°	44	E

LED SEARCHLIGHT



LED floodlight with stainless steel fitting attachment. This compact floodlight gives an extremely bright, powerful beam of about 950 lumens. Tilttable forward and backward. IP67.



Art.no	Volt V	Watt	Colour LED	Dimensions mm	Lumen	Similar halogen W	Angle degrees	Energyclass
13.535.001	10-30	14	cold white 6000-6500K	160 x 50 x 60	950	100	36°	G

LED FLOODLIGHT



LED floodlight with steel fitting attachment. This compact floodlight is available in three versions and has an extremely powerful flood beam. The floodlight works perfectly with temperatures between -20°C tot 40°C and has an IP65.



Art.no	Volt	Watt	Colour	Dimensions mm	Lumen	Angle degrees	Energyclass
13.535.005	10-30	10	bright white 5700K	127 x 150 x 37	1100	120°	E
13.535.006	10-30	35	bright white 5700K	195 x 225 x 48	3850	120°	E
13.535.007	10-30	50	bright white 5700K	230 x 275 x 59	5500	120°	E

SPOTLIGHT LED



Classically designed spotlight equipped with modern technologies.

The spotlight comes with wireless remote control.

- 12V
- 92,000 CD
- 12 High Power LEDs
- IP67
- Basic AISI316, head AISI304
- Rotation 350° horizontal, 60° vertical



Art.no	Man. no	Description
13.535.010	23050A	spotlight LED

SEARCH LIGHT 150CB-LED



- Stainless steel AISI 316 housing
- Messing chromed stick
- All other materials are non-magnetic
- Completely corrosion resistant
- Protection class IP56
- Spread 3° x 2,5°
- Reach 447m
- Candlepower 200.000
- Lumens 1.320
- Colour temperature 6000K
- Weight 4,6kg



Art.no	Description	Voltage	Wattage
13.531.050	Search light 150CB-LED	10-32VDC	10W
14.310.017	Spare LED-lamp for 150CB-LED	10-32VDC	10W

SEARCHLIGHT 180CB-LED

- Brushed Stainless steel AISI 316 housing
- Handle of chrome plated brass
- Completely corrosion resistant
- All other materials are non-magnetic
- Protection class IP56
- Spread 3° x 2,5°
- Reach 548m
- Candelpower 350.000
- Lumens 2.500
- Colour temperature 6000K
- Weight 5,5kg

The spare LED lamp for 180CB-LED also fits on the old 180CB012 sealed beam spotlight.

Art.no	Description	Volt	Watt
13.531.100	Search light 180CB-LED	10-32	20
14.310.022	Spare LED-lamp for 180CB-LED	10-32	20



PORTABLE SPOT LIGHT

Compact 5W LED 400 lumen Portable Spot Light with 12V connection.

- Minimum 50,000 burn hours lifespan
- 400 lumens
- 12V
- Length cord approx. 3 meters



Art.no
13.542.116

new HAND-HELD SEARCHLIGHT LED

- Battery operated (not included)
- Fluorescent ABS housing with rubber bumper
- Floats
- 3 different light functions (maximum, low and SOS)
- On/off control by means of trigger with locking function
- Fold-out bracket to place the lamp upright
- Waterproof up to 1 meter (IP67)
- Including cord with whistle for emergency signal



Art.no	Size	A mm	B mm	Ø mm	Lumen	Weight g	Batteries
13.542.200	Medium	146	160	75	270	513	3 x 1,5V AA
13.542.201	Large	169	183	92	840	815	3 x 1,5V D

LED RECHARGEABLE HANDHELD SPOTLIGHT

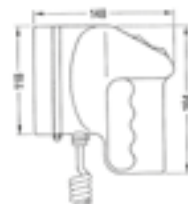
This rechargeable LED spotlight provides 350 lumens of light and a beam distance of at 1,200 feet. Completely waterproof with IP67 protection. Pistol trigger grip that is TPR coated for no-slip function. Supplied with AC home and 12V DC charger. Powered by 3.78V 2,200 mAh 18650 battery with overcharge protection and charging indicator. Switch with locking function and 4 settings; high brightness, low brightness, S.O.S. (flashing alert), and off. Also rear red flashing alert by pressing and holding switch until activated. Supplied with lanyard for secure attachment to prevent loss overboard. Also, supplied with whistle for sound signaling.



Art.no	IP	Weight grams	Length mm	Height mm	Body	Bulb	No of LED	Lumen	Volt	Watt
13.542.115	67	300	145	158	Polycarbonate	LED	1	300	12	1

HAND SEARCHLIGHT AQUA SIGNAL BREMEN IP 68

- A unique portable searchlight. 100% watertight
- Floats and operates under water
- On/off switch with Morse button
- Spiralled flex length 0.7-3mtr
- Height 164mm, Width 148mm
- Diameter 118mm
- Plug not included



Art.no	Type lamp	Volt	Watt	Colour
13.542.012	Sealed Beam	12	30	black
13.542.112	Sealed Beam Halogen	12	50	black
13.542.024	Sealed Beam	24	50	black
13.542.113	LED	12-24	12	black

6 HEAD- AND HANDLAMPS/HEADLAMP

BRACKETS HAND SEARCHLIGHT BREMEN



For fixed deck mounting. 360°
Horizontally, all angles possible

Art.no	Description
13.542.001	Adjustable bracket



For wall mounting. For hand lamps
'Bremen'.

Art.no	Description
13.542.002	Bracket for wall mounting

SPARE BULBS



Art.no	Description
14.310.010	Sealed beam 12V/30W
14.310.011	Sealed beam 24V/50W
14.310.012	Halogen 12V/50W

LIGHTARMOR UNDERWATER SERIES



Underwater lighting that distinguishes itself with a ' low profile ' design and a very strong construction. Wide beam angle of 80°

- Lens is resistant to extreme impacts
- Cooling system that will prevent overheating
- Full sealed waterproof electronics
- Resistant to corrosion, chemicals and UV
- Comes with stainless steel cover
- Light angle of 80°
- 12-24 VDC
- Protected against polarity reversal
- Surface height 14mm
- Comes with approx. 1m connection cable
- Available in 3 models in various colours

Art.no	Type	Lumen	L mm	B mm	Colour LED
13.535.601	4.0 HP/3 LED	-	102	55	blue
13.535.602	4.0 HP/3 LED	-	102	55	green
13.535.603	4.0 HP/3 LED	800	102	55	white
13.535.604	5.0 HP/6 LED	-	182	55	blue
13.535.605	5.0 HP/6 LED	-	182	55	green
13.535.606	5.0 HP/6 LED	1350	182	55	white
13.535.607	6.0 HP/12 LED	-	152	60	blue
13.535.609	6.0 HP/12 LED	1650	152	60	white

DOCKING LIGHT



Ideal bow lighting that can be used for docking when it is dark.

The LED lighting is easy to assemble on the fuselage by using 3 screws and a small hole in the fuselage for the wiring. Buildup thickness is only 30mm, the light shines over a wide angle of 120°. The lighting is supplied including gasket for waterproof mounting.

Size LxW: 71x114mm

- 12V
- IP67


Art.no	Description
13.535.620	SS cover
13.535.621	Black powdercoat cover

HEADLAMP E+ LITE



Ultra Light and very compact head lamp that is easy to keep on hand by the very small size. Comes with a sturdy pouch that can be easily put on the strap. The lamp can be stored for up to 10 years, including batteries. The main lamp is provided with a white and red light which makes it suitable for use during the night. The 40 lumen lamp can be set at various positions including strobe light to attract attention if necessary. The main lamp has a flute integrated in the elastic band so that the lamp is ideal for both small chores and emergency situations.

- Weight 26g
- 40 lumens
- Red light
- Batteries 2 x CR2032 (included)
- CE
- IP X7 waterproof up to 1 meter for approx. 30 minutes



Art.no	Description
13.209.020	Headlamp E+ Lite

HEADLAMP TIKKA



Simple and compact headlamp. The headlamp offers 300 lumens brightness and a floodlight beam coupled with a long battery life span. The lamp is ideal for use in areas where there is little or no light. The lamp can also be used at night, or night sailing because the lamp is equipped with a red light that does not dazzle other people. The lamp is also equipped with a fluorescent reflector, for more visibility of the user.

- Weight 86g
- 300 Lumens
- 3 Light modes close, movement and distance
- Red light
- Batteries 3xAAA (included) compatible with the Core battery
- IPX4 (weather-resistant)



Art.no	Description
13.209.021	Headlamp Tikka

HEADLAMP BINDI



Ultra Light, rechargeable head lamp designed for all-round use. The 200 lumen light power is ideal for various onboard use. The lamp comes with a rechargeable battery that is easy to charge using a micro USB connection. The thin elastic headband is easy to adjust and can also be worn around the neck. The lamp can also be used very well at night because the lamp is equipped with a red light that does not dazzle.

- Weight 35g
- 200 Lumens
- 3 Light modes close, movement and distance
- Red light
- Battery Rechargeable 680mAh
- CE
- IPX4 Splash Waterproof



Art.no	Description
13.209.022	Headlamp Bindi

HEADLAMP ACTIK



The Actik headlamp has a powerful 350 lumen light source and the core version 450 lumen with multiple light positions, which makes it suitable for all onboard use. The lamp is ideal for use at night because the lamp is equipped with a red light that does not dazzle other people. The elastic headband is reflective for ideal visibility of the user. The Actik headlamp is available in two models, Actik and Actik Core. The Core version is standard equipped with the Core rechargeable battery.

- Weight 92g
- 350 Lumens, Actik Core 450 lumen
- 3 Light modes close, fast movement and distance
- Red light
- Battery Actik 3xAAA, Actik Core: Rechargeable battery (included)
- CE
- IPX4 (weather resistant)



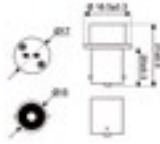
Art.no	Description
13.209.023	Headlamp Actik
13.209.024	Headlamp Actik Core (incl. Core Battery)
13.209.025	Battery Core, suited for Tikka, Actik, Actik Core

6 REPLACEMENT BULBS

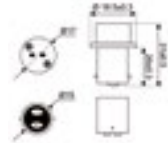
ADAPTERS LAMPS FITTINGS



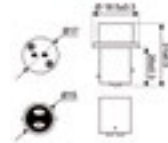
- Adapters for both LED and Halogen lighting
- Appropriate for G4/ GU5.3/ GY6.35
- Only for low voltage 10-30V



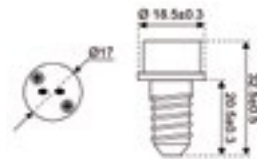
Art.no	Description
14.340.560	Adapter BA15s fitting to G4



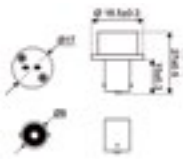
Art.no	Description
14.340.561	Adapter BA15d fitting to G4



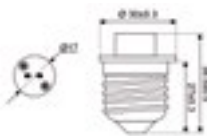
Art.no	Description
14.340.562	Adapter BAY15d fitting to G4



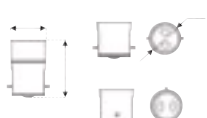
Art.no	Description
14.340.563	Adapter E14 fitting to G4



Art.no	Description
14.340.564	Adapter BA9s fitting to G4



Art.no	Description
14.340.565	Adapter E27 fitting to G4



Art.no	Description
14.340.568	Adapter B22 fitting to E14

PERFUM LAMP



Art.no	Volt	Watt	Fitting	Dim. mm
14.341.100	12	15	E14	26 x 58
14.341.101	12	25	E14	26 x 58

NAVIGATION LAMP

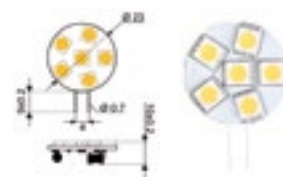


Navigation lamp, approved by Department of Aids to Navigation. Nr. N94-005

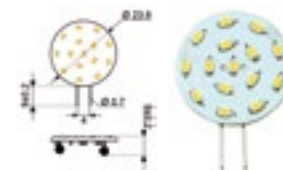


Art.no	Volt	Watt	Fitting	Dim. mm
14.341.105	12	10	BAY15d	25 x 70
14.341.106	12	25	BAY15d	25 x 70
14.341.107	24	10	BAY15d	25 x 70
14.341.108	24	25	BAY15d	25 x 70

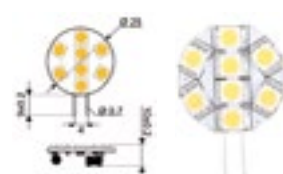
SUPER LED G4



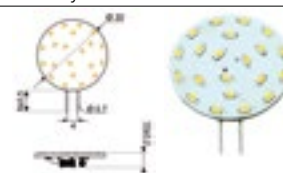
Art.no	LED Type- Fitting	Volt	Watt	Colour	Dim. mm	Lumen	Similar halogen W	Angle degrees	Dimmable	Energy class
14.340.500	6xSMD - G4	10-30	1,0	warm white 3000K	Ø 23	100	11	125°	yes	F



Art.no	LED Type- Fitting	Volt	Watt	Colour	Dim. mm	Lumen	Similar halogen W	Angle degrees	Dimmable	Energy class
14.340.601	15xSMD - G4	10-30	1,5	warm white 2700K	Ø 23,6	120	13	125°	yes	G




Art.no	LED Type- Fitting	Volt	Watt	Colour	Dim. mm	Lumen	Similar halogen W	Angle degrees	Dimmable	Energy class
14.340.501	8xSMD - G4	10-30	1,2	warm white 3000K	Ø 25	135	15	125°	yes	F



Art.no	LED Type- Fitting	Volt	Watt	Colour	Dim. mm	Lumen	Similar halogen W	Angle degrees	Dimmable	Energy class
14.340.602	21xSMD - G4	10-30	2,0	warm white 2700K	Ø 30	160	15	125°	yes	G




Art.no	LED Type- Fitting	Volt	Watt	Colour	Dim. mm	Lumen	Similar halogen W	Angle degrees	Dimmable	Energy class
14.340.502	10xSMD - G4	10-30	1,7	warm white 3000K	Ø 30	160	17	125°	yes	F



Art.no	LED Type- Fitting	Volt	Watt	Colour	Dim. mm	Lumen	Similar halogen W	Angle degrees	Dimmable	Energy class
14.340.503	9xSMD - G4	10-30	1,4/0,5	warm wit/red 3000K/623Nm	Ø 30	80/20	15	125°	yes	F

6 REPLACEMENT BULBS



Art.no	LED Type- Fitting	Volt	Watt	Colour	Dim. mm	Lumen	Similar halogen W	Angle degrees	Dimmable	Energy class
14.340.504	16xSMD - G4	10-30	1,8/1	warm white/red 3000K/653nm	Ø 33	150/30	16	125°	yes	F



Outdoor model with special coating which makes this lamp is suitable for outdoor use.

Art.no	LED Type- Fitting	Volt	Watt	Colour	Dim. mm	Lumen	Similar halogen W	Angle degrees	Dimmable	Energy class
14.340.505	10xSMD - G4	10-30	1,7	warm white 2800K	Ø 30	160	17	125°	yes	F



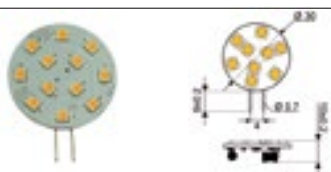
Art.no	LED Type- Fitting	Volt	Watt	Colour	Dim. mm	Lumen	Similar halogen W	Angle degrees	Dimmable	Energy class
14.340.586	45xSMD - G4	10-30	2,2	warm white 3000K	Ø 13,3 x 41	230	23	300°	no	F



Art.no	LED Type- Fitting	Volt	Watt	Colour	Dim. mm	Lumen	Similar halogen W	Angle degrees	Dimmable	Energy class
14.340.587	63xSMD - G4	10-30	3,2	warm white 3000K	Ø 16,5 x 44	400	35	300°	no	F

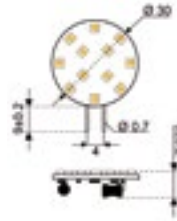


Art.no	LED Type- Fitting	Volt	Watt	Colour	Dim. mm	Lumen	Similar halogen W	Angle degrees	Dimmable	Energy class
14.340.507	15xSMD - G4	10-30	1,0	warm white 3000K	Ø 13,0 x 34,0	90	10	300°	yes	G

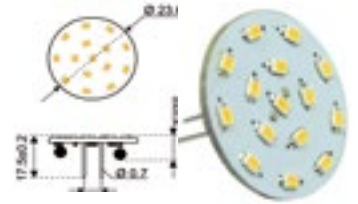


High CRI- value >90, for great color fastness for eg. the better illumination of interiors.

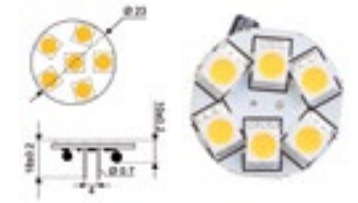
Art.no	LED Type- Fitting	Volt	Watt	Colour	Dim. mm	Lumen	Similar halogen W	Angle degrees	Dimmable	Energy class
14.340.508	12xSMD - G4	10-30	2,0	warm white 2700K	Ø 30	245	19	125°	yes	G



Art.no	LED Type- Fitting	Volt	Watt	Colour	Dim. mm	Lumen	Similar halogen W	Angle degrees	Dimmable	Energy class
14.340.516	9xSMD - G4	10-30	1,9/ 1,3/0,7	warm white 2700K	Ø 30	170/ 110/55	18/12/6	125°	switchable 3 positions	G



Art.no	LED Type- Fitting	Volt	Watt	Colour	Dim. mm	Lumen	Similar halogen W	Angle degrees	Dimmable	Energy class
14.340.611	15xSMD - GZ4	10-30	1,5	warm white 2700K	Ø 23,6	120	13	125°	yes	G



Art.no	LED Type- Fitting	Volt	Watt	Colour	Dim. mm	Lumen	Similar halogen W	Angle degrees	Dimmable	Energy class
14.340.511	6xSMD - G4 back	10-30	1,0	warm white 3000K	Ø 23	100	15-20	125°	yes	F



Art.no	LED Type- Fitting	Volt	Watt	Colour	Dim. mm	Lumen	Similar halogen W	Angle degrees	Dimmable	Energy class
14.340.612	21xSMD - G4 behind	10-30	2,0	warm white 2700K	Ø 30	160	17	125°	yes	G



Art.no	LED Type- Fitting	Volt	Watt	Colour	Dim. mm	Lumen	Similar halogen W	Angle degrees	Dimmable	Energy class
14.340.512	10xSMD - G4 behind	10-30	1,7	warm white 3000K	Ø 30	160	17	125°	yes	F

6 REPLACEMENT BULBS



Art.no	LED Type- Fitting	Volt	Watt	Colour	Dim. mm	Lumen	Similar halogen W	Angle degrees	Dimmable	Energy class
14.340.517	COB - G4	10-20	1,0	warm white 2800K	Ø 10,0 x 30,0	110	10	360°	yes	G



Art.no	LED Type- Fitting	Volt	Watt	Colour	Dim. mm	Lumen	Similar halogen W	Angle degrees	Dimmable	Energy class
14.340.518	COB - G4	10-20	1,5	warm white 2800K	Ø 10,0 x 37,0	150	16	360°	yes	F



Art.no	LED Type- Fitting	Volt	Watt	Colour	Dim. mm	Lumen	Similar halogen W	Angle degrees	Dimmable	Energy class
14.340.588	COB - G4	10-30	2,5	warm white 3000K	Ø 12 x 37,5	240	24	320°	yes	F



Art.no	LED Type- Fitting	Volt	Watt	Colour	Dim. mm	Lumen	Similar halogen W	Angle degrees	Dimmable	Energy class
14.340.514	12xSMD - G4	10-30	0,6	warm white 2700K	Ø 9,4 x 30,5	65	7	300°	yes	F



Art.no	LED Type- Fitting	Volt	Watt	Colour	Dim. mm	Lumen	Similar halogen W	Angle degrees	Dimmable	Energy class
14.340.515	27xSMD - G4	10-30	1,3	warm white 2700K	Ø 9,8 x 40,0	146	16	300°	yes	F

LED E14/27



Art.no	LED Type- Fitting	Volt	Watt	Colour	Dim. mm	Lumen	Similar halogen W	Angle degrees	Dimmable	Energy class
14.340.570	24xSMD - E27	10-30	4	warm white 2700K	Ø 31 x 77	330	30	330°	no	G

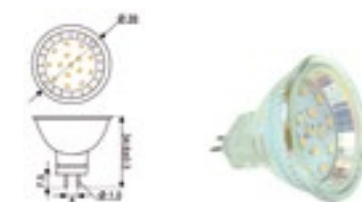


Art.no	LED Type- Fitting	Volt	Watt	Colour	Dim. mm	Lumen	Similar halogen W	Angle degrees	Dimmable	Energy class
14.340.571	24xSMD - E14	10-30	4	warm white 2700K	Ø 31 x 83	330	30	330°	no	G

LED GU4 / GU5.3



Art.no	LED Type- Fitting	Volt	Watt	Colour	Dim. mm	Lumen	Similar halogen W	Angle degrees	Dimmable	Energy class
14.340.589	GU-4	10-30	1,5	warm white 2700K	Ø 35 x 35	90	13	60°	yes	G



Art.no	LED Type- Fitting	Volt	Watt	Colour	Dim. mm	Lumen	Similar halogen W	Angle degrees	Dimmable	Energy class
14.340.640	15xSMD - GU4	10-30	1,5	warm white 2700K	Ø 35 x 35	115	13	125°	yes	G



Art.no	LED Type- Fitting	Volt	Watt	Colour	Dim. mm	Lumen	Similar halogen W	Angle degrees	Dimmable	Energy class
14.340.540	6xSMD - GU4	10-30	1,0	warm white 3000K	Ø 35 x 35	100	11	125°	yes	F

6 REPLACEMENT BULBS



Art.no	LED Type- Fitting	Volt	Watt	Colour	Dim. mm	Lumen	Similar halogen W	Angle degrees	Dimmable	Energy class
14.340.542	16xSMD- GU5.3	10-30	1,8/1	warm white/red 3000K 653nm	Ø 50 x 45	150	16	125°	no	G



Art.no	LED Type- Fitting	Volt	Watt	Colour	Dim. mm	Lumen	Similar halogen W	Angle degrees	Dimmable	Energy class
14.340.543	10xSMD - GU5.3	10-30	1,6	warm white 3000K	Ø 50 x 45	180	19	125°	yes	F



Art.no	LED Type- Fitting	Volt	Watt	Colour	Dim. mm	Lumen	Similar halogen W	Angle degrees	Dimmable	Energy class
14.340.545	3xSMD - GU4	10-30	3,1	warm white 2700K	Ø 35 x 40	250	29	30°	yes	G



Art.no	LED Type- Fitting	Volt	Watt	Colour	Dim. mm	Lumen	Similar halogen W	Angle degrees	Dimmable	Energy class
14.340.546	12xSMD - GU4	10-30	2	warm white 2700K	Ø 35 x 35	169	18	125°	yes	G

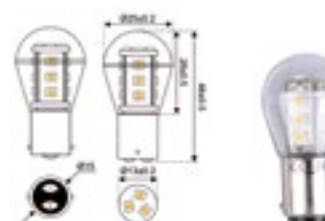


Art.no	LED Type- Fitting	Volt	Watt	Colour	Dim. mm	Lumen	Similar halogen W	Angle degrees	Dimmable	Energy class
14.340.547	4xSMD - GU5.3	10-30	5	warm white 2700K	Ø 50 x 45	350	35	30°	yes	G


LED BA15D/BA15S/BA9S/BA7S



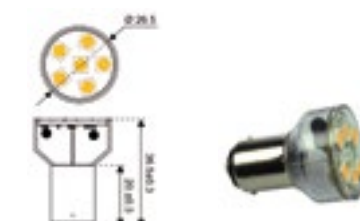
Art.no	LED Type- Fitting	Volt	Watt	Colour	Dim. mm	Lumen	Similar halogen W	Angle degrees	Dimmable	Energy class
14.340.525	30xSMD - BA15d	10-30	3,2	bright white 6500K	Ø 22,0 x 47,0	320	33	270°	yes	E



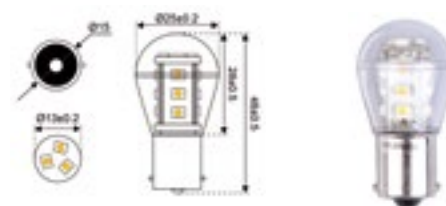
Art.no	LED Type- Fitting	Volt	Watt	Colour	Dim. mm	Lumen	Similar halogen W	Angle degrees	Dimmable	Energy class
14.340.528	15xSMD - BA15d	10-30	1,6	warm white 2700K	Ø 25,0 x 48,0	140	15	300°	yes	G



Art.no	LED Type- Fitting	Volt	Watt	Colour	Dim. mm	Lumen	Similar halogen W	Angle degrees	Dimmable	Energy class
14.340.633	15xSMD - BA15s	10-30	1,5	warm white 2700K	Ø 26,5 x 35,5	100	15-20	125°	yes	G



Art.no	LED Type- Fitting	Volt	Watt	Colour	Dim. mm	Lumen	Similar halogen W	Angle degrees	Dimmable	Energy class
14.340.533	6xSMD - BA15d	10-30	1,0	warm white 3000K	Ø 26,7 x 38,0	100	15-20	125°	yes	F



Art.no	LED Type- Fitting	Volt	Watt	Colour	Dim. mm	Lumen	Similar halogen W	Angle degrees	Dimmable	Energy class
14.340.527	15xSMD - BA15s	10-30	1,6	warm white 2700K	Ø 25,0 x 48,0	140	15	300°	yes	G

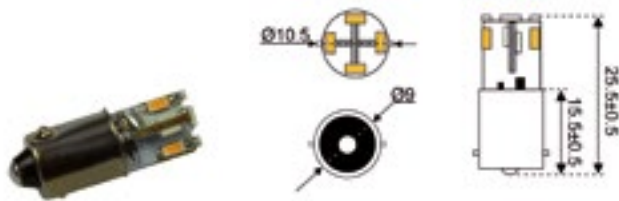
6 REPLACEMENT BULBS



Art.no	LED Type- Fitting	Volt	Watt	Colour	Dim. mm	Lumen	Similar halogen W	Angle degrees	Dimmable	Energy class
14.340.632	15xSMD - BA15s	10-30	1,5	warm white 2700K	Ø 26,5 x 35,5	120	11	125°	yes	G



Art.no	LED Type- Fitting	Volt	Watt	Colour	Dim. mm	Lumen	Similar halogen W	Angle degrees	Dimmable	Energy class
14.340.532	6xSMD - BA15s	10-30	1,0	warm white 3000K	Ø 26,7 x 38,0	100	15-20	125°	yes	F



Art.no	LED Type- Fitting	Volt	Watt	Colour	Dim. mm	Lumen	Similar halogen W	Angle degrees	Dimmable	Energy class
14.340.530	12xSMD - BA9s	10-30	0,6	warm white 2700K	Ø 10,5 x 25,5	65	7	300°	yes	F



Art.no	LED Type- Fitting	Volt	Watt	Colour	Dim. mm	Lumen	Similar halogen W	Angle degrees	Dimmable	Energy class
14.340.531	27xSMD - BA9s	10-30	1,3	warm white 2700K	Ø 11,2 x 46,6	146	16	300°	yes	F


new



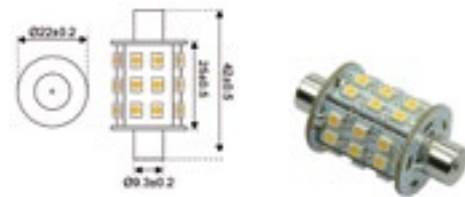
Art.no	LED Type- Fitting	Voltage V	Watt	Colour	Size	Lumen	Angle degrees	Dimmable
14.340.592	3xSMD3528 - BA7S	10-30	0,25	warm white 2700K	6,2 x 25mm	20	300°	no

LED NAVIGATION

These led lamps have the CE and RoHS certification. They are not approved according to IMO COLREG 72 (international regulations for preventing collisions at sea). The use of these lights is at your own risk.



Art.no	LED Type- Fitting	Volt	Watt	Colour	Dim. mm	Lumen	Similar	Angle degrees halogen W	Dimmable	Energy class
14.340.529	12xSMD - Aqua Signal	10-30	0,7	warm white 2900K	Ø 13 x 42	75	10	270°	no	F



Art.no	LED Type- Fitting	Volt	Watt	Colour	Dim. mm	Lumen	Similar	Angle degrees halogen W	Dimmable	Energy class
14.340.558	30xSMD - AquaSignal	10-30	1,8	warm white 2900K	Ø 22 x 42	180	10	270°	no	F



Art.no	LED Type- Fitting	Volt	Watt	Colour	Dim. mm	Lumen	Similar halogen W	Angle degrees	Dimmable	Energy class
14.340.526	30SMD - BAY15d	10-30	3,0	bright white 6500K	Ø 22 x 47	370	33	270°	yes	E

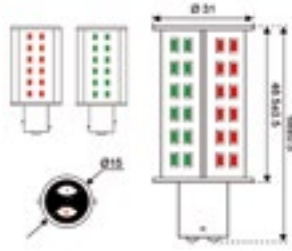


Art.no	LED Type- Fitting	Volt	Watt	Colour	Dim. mm	Lumen	Similar halogen W	Angle degrees	Dimmable	Energy class
14.340.544	15xSMD - BAY15d	10-30	1,6	bright white 6000K	Ø 25 x 48	150	20	300°	yes	F

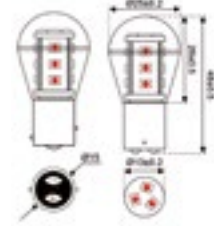
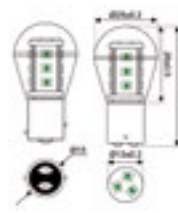



Art.no	LED Type- Fitting	Volt	Watt	Colour	Dim. mm	Lumen	Angle degrees	Dimmable
14.340.552	36xSMD - BAY15d	10-30	4,0	tri color white/ red/green	Ø 35 x 68	270	270°	no


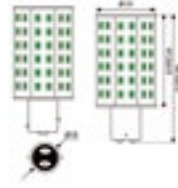
6 REPLACEMENT BULBS



Art.no	LED Type- Fitting	Volt	Watt	Colour	Dim. mm	Lumen	Angle degrees	Dimmable
14.340.553	48xSMD - BAY15d	10-30	4,5	bicolor red/green	Ø 35 x 68	380	270°	no

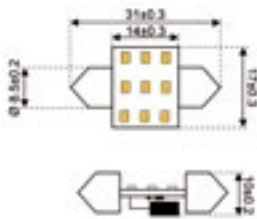


Art.no	LED Type- Fitting	Volt	Watt	Colour	Dim. mm	Lumen	Angle degrees	Dimmable
14.340.554	15xSMD - BAY15d	10-30	0,9	green	Ø 25 x 48	51	300°	no
14.340.555	15xSMD - BAY15d	10-30	0,7	red	Ø 25 x 48	27	300°	no

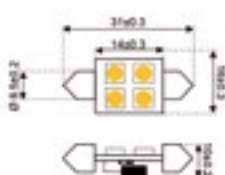


Art.no	LED Type- Fitting	Volt	Watt	Colour	Dim. mm	Lumen	Angle degrees	Dimmable
14.340.556	60xSMD - BAY15d	10-30	4,8	green	Ø 31 x 67	370	270°	no
14.340.557	60xSMD - BAY15d	10-30	4,8	red	Ø 31 x 67	130	270°	no

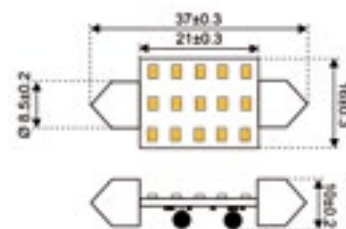
LED FESTOON



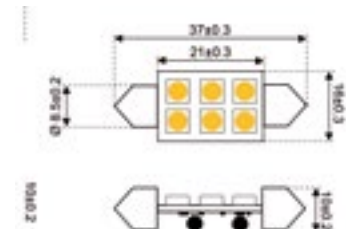
Art.no	LED Type- Fitting	Volt	Watt	Colour	Dim. mm	Lumen	Similar halogen W	Angle degrees	Dimmable	Energy class
14.340.620	9xSMD - Festoon	10-30	0,9	warm white 2700K	Ø 17,0 x 31	80	9	125°	yes	G



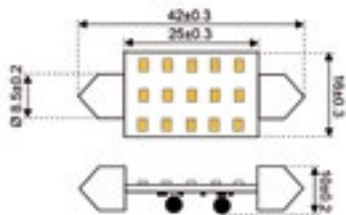
Art.no	LED Type- Fitting	Volt	Watt	Colour	Dim. mm	Lumen	Similar halogen W	Angle degrees	Dimmable	Energy class
14.340.520	4xSMD - Festoon	10-30	0,7	warm white 3000K	Ø 16,0 x 31	55	10	125°	yes	F



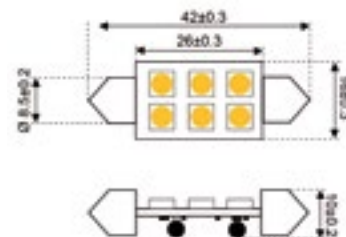
Art.no	LED Type- Fitting	Volt	Watt	Colour	Dim. mm	Lumen	Similar halogen W	Angle degrees	Dimmable	Energy class
14.340.621	15xSMD - Festoon	10-30	1,5	warm white 2700K	Ø 16,0 x 37	120	13	125°	yes	G



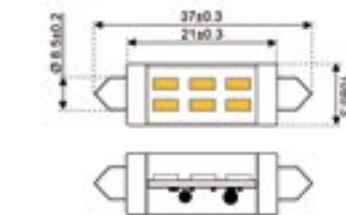
Art.no	LED Type- Fitting	Volt	Watt	Colour	Dim. mm	Lumen	Similar halogen W	Angle degrees	Dimmable	Energy class
14.340.521	6xSMD - Festoon	10-30	1,2	warm white 3000K	Ø 16,0 x 37	100	15-20	125°	yes	F



Art.no	LED Type- Fitting	Volt	Watt	Colour	Dim. mm	Lumen	Similar halogen W	Angle degrees	Dimmable	Energy class
14.340.622	15xSMD - Festoon	10-30	1,2	warm white 3000K	Ø 16,0 x 42	120	13	125°	yes	G

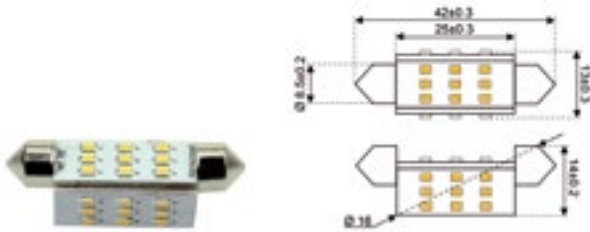


Art.no	LED Type- Fitting	Volt	Watt	Colour	Dim. mm	Lumen	Similar halogen W	Angle degrees	Dimmable	Energy class
14.340.522	6xSMD - Festoon	10-30	1,2	warm white 3000K	Ø 16,0 x 42	100	15-20	125°	yes	F

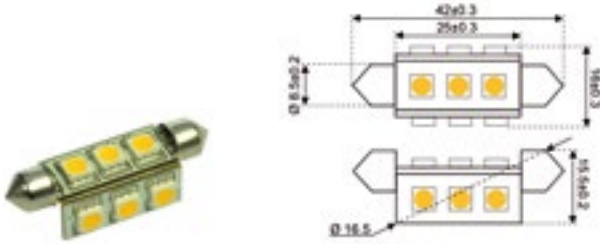


Art.no	LED Type- Fitting	Volt	Watt	Colour	Dim. mm	Lumen	Similar halogen W	Angle degrees	Dimmable	Energy class
14.340.523	3xSMD - Festoon	10-30	0,8	warm white 3000K	Ø 10,2 x 37	45	10	125°	yes	F

6 REPLACEMENT BULBS



Art.no	LED Type- Fitting	Volt	Watt	Colour	Dim. mm	Lumen	Similar halogen W	Angle degrees	Dimmable	Energy class
14.340.624	27xSMD - Festoon	10-30	2,0	warm white 2700K	Ø 16,0 x 42	150	16	270°	yes	G



Art.no	LED Type- Fitting	Volt	Watt	Colour	Dim. mm	Lumen	Similar halogen W	Angle degrees	Dimmable	Energy class
14.340.524	9xSMD - Festoon	10-30	2,0	warm white 3000K	Ø 17 x 13 x 42	200	21	270°	yes	G

LED T5 WEDGE INSTRUMENT LAMP



Art.no	LED Type- Fitting	Volt	Watt	Colour	Dim. mm	Lumen	Similar halogen W	Angle degrees	Dimmable	Energy class
14.340.590	T5 wedge	10-30	0,25	warm white 3000K	Ø 6,2 X 19,2	20	2	300°	no	G

LED TUBE LAMP



LED tube lamp T5 30cm reverse polarity protected, Suitable for both 12 Volts and 24 Volts.



Art.no	LED Type- Fitting	Volt	Watt	Colour	Dim. mm	Lumen	Angle degrees	Dimmable
14.341.194	T5	10-30	5,5W at 12V - 7W at 24V	warm white 2700K	28,8 x Ø13,5	540 at 12V 620 at 24V	140°	yes
14.341.196	T5	10-30	5,5W at 12V - 7W at 24V	warm white 2700K	28,8 x Ø13,5	610 at 12V 700 at 24V	140°	yes

LED LIGHT-BAR WITH DIMMER



Dimmable LED light-bar with touch dimmer. Including mounting materials. The light-bar is equipped with Easy 3-way installation with magnet, clip, or adhesive. Works ideally with temperatures from -20°C up to +40 °C

Art.no	LED Type- Fitting	Volt	Watt	Colour	Dim. mm	Lumen	Angle degrees	Dimmable	Energy class
14.340.566	144xSMD	10-30	7	warm white 3000K	500 x 30 x 12	450	110°	yes	G


LED LIGHT-BAR WITH MOTIONSENSOR



LED Light-bar with motion sensor. Including mounting materials. Easy 3-way installation with magnet, clip, or adhesive. The motion sensor detects motion under an angle of 90°. with a maximum distance of 5 meters. When motion detected the light-bar illuminates for 60 seconds. Works ideally with temperatures from -20°C up to +40°C.

Art.no	LED Type- Fitting	Volt	Watt	Colour	Dim. mm	Lumen	Angle degrees	Dimmable	Energy class
14.340.567	72xSMD	10-30	7	warm white 3000K	500 x 30 x 16,5	400	110°	yes	G

LED LIGHT-BAR

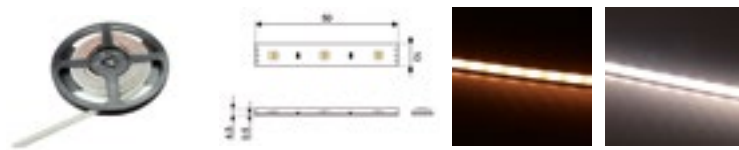


Art.no	LED Type- Fitting	Volt	Watt	Colour	Dim. mm	Lumen	Similar halogen W	Angle degrees	Dimmable	Energy class
14.340.575	45xSMD - 3,5x1,35DC	12-14	3,5	warm white 3000K	250 x 20 x 14,5	240	25	140°	no	G



Art.no	LED Type- Fitting	Vol	Watt	Colour	Dim. mm	Lumen	Similar halogen W	Angle degrees	Dimmable	Energy class
14.340.576	123xSMD - 3,5x1,35DC	12-14	11	warm white 3000K	600 x 20 x 14,5	680	60	140°	no	G


LED BAND FLEXIBEL



Flexible LED band with adhesive tape for fastening. The LED band is on the sight side provided with a white silicone cover that provides a more diffuse light spread. The LED band can be switched to 3 strengths; 2400 Kelvin warm white, 4000Kelvin bright white or a combination of both 3000 Kelvin. IP65.

Art.no	LED Type	Volt	Watt	Colour LED	Dim. mm	Lumen	Angle degrees	Energy class
14.340.677	3014	12	4,8	warm white 2200K - clear white 4000K	500 x 8 x 4,5	100/110/210	120°	G
14.340.678	3014	12	9,6	warm white 2200K - clear white 4000K	1000 x 8 x 4,5	200/210/410	120°	G
14.340.679	3014	12	19,2	warm white 2200K clear white 4000K	2000 x 8 x 4,5	400/420/820	120°	G

LED STRIPS CONNECTION MATERIALS



Art.no	Description
14.340.579	Cable 50 cm for LED-Strip

LED DIMMERS



LED Dimmer with remote control

- Input 12-24V DC
- Output 0-24V DC
- Maximum output 8A
- Sizes L x W x D 110mm x 56mm x 34mm
- Clamp connections, remote control (on/off and dimming)



Art.no	Description
14.340.580	LED Dimmer with remote control

LED READING LAMP



Compact LED reading lamp with on/off switch

- Luminaire is tiltable and swivel
- Equipped with 100cm cable connection
- IP20.

Art.no	Man. no	LED Type	Volt	Watt	Colour LED	Dim. mm	Lumen	Similar halogen W	Angle degrees	Energy class
13.459.110	LED1x2S22S	Hipower Chip	10-30	2	warm white 3000K	Ø 38 x 95	100	10	60°	G

LED READING LAMP WITH DIMMER



LED reading lamp with infinitely adjustable dimmer by means of a rotary knob at the back of the lamp.

- The dimmer dims from 120-30 lumens
- Equipped with 20cm cable connection

Art.no	Man. no	LED Type	Volt	Watt	Colour LED	Dim. mm	Lumen	Similar halogen W	Angle degrees	Energy class
13.459.111	LED1x1S22SD	Hipower Chip	10-30	2	warm white 3000K	Ø 38 x 300	100	10	60°	G

LED READING LAMP FLEXIBLE



Flexible LED reading lamp with on/off switch

- The lamp is adjustable by means of the flexible arm in any direction
- Equipped with 100cm cable connection
- IP20



Art.no	Man. no	LED Type	Volt	Watt	Colour LED	Dim. mm	Lumen	Similar halogen W	Angle degrees	Energy class
13.459.112	LED1x2SSH22S	Hipower Chip	10-30	2	warm white 3000K	Ø38 x 300	100	10	60°	G

CABIN LIGHT METEOR



New deck and wall lamp of tarnished chrome-plated metal. Incl. switch.

- 10-30V
- 2W
- 120 Lumen
- 3000 Kelvin
- L x W x H 113mm x 60mm x 80mm



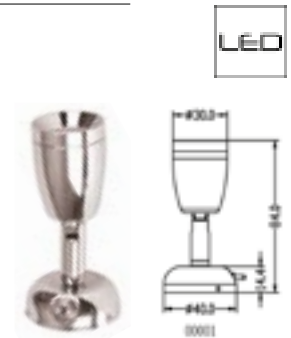
Art.no	Description
13.451.002	Cabin light Meteor 12V/2W

LED READING LAMPS CHROME PLATED



LED reading lights that by its small size is suitable for many areas.

- Material brass chrome plated
- Voltage 8-30V
- LED 1x1W warm white (ca. 3000 Kelvin)
- Light output 52 lumens
- Wattage 1,2W
- LED rated life 50.000 hours
- Base diameter 40mm



Art.no	Description
13.451.006	LED reading lamp chrome oval

Art.no	Description
13.451.007	LED reading lamp chrome straight

LED READING LIGHT DIMMABLE



LED reading light equipped with touch dim function.

- Stylish compact lamp with stainless steel and glass finish
- Dim button lights up blue when lamp is turned off



Art.no	Volt	Watt	Colour LED	Dim. mm	Lumen	Angle degrees	IP	Energy class
13.451.000	10-30	3,2	warm white 3000K	93,5 x 94,7	110	50°	IP22	G

LED READING LIGHT DIMMABLE WITH USB-C FAST CHARGE



LED reading light equipped with touch dim function and USB-C fast charger suitable for example tablets and smartphones.

- Stylish compact lamp with stainless steel and glass finish
- Dim button lights up blue when lamp is turned off
- USB-C PD 15-Watt fast charger



Art.no	Volt	Watt	Colour LED	Dim. mm	Lumen	Angle degrees	IP	Energy class
13.451.020	10-30	2,3	warm white 3000K	86,5 x 105	100	50	IP22	G

6 INTERIOR LIGHTING

LED BIMINI LIGHTS



LED lighting suitable for flat and tube mounting (shafts from 1" = 2,54 cm). Ideal for outdoor mounting on bimini and sprayhood tubes.

- Material stainless steel and plastic
- Voltage 12-24V
- Consumption 0,15A @12V
- Light output 220Lux @1m
- Water Tightness IP67/IP65
- L x W x H 104mm x 35mm x 14mm (lamp without tube assembly)



Art.no	Description
13.459.095	IP67 (without switch)
13.459.096	IP65 (with switch)

CABIN LIGHT



- Brass, with switch
- Bulb included
- Fitting BA15d
- 12V/15W
- Base Ø 90mm



Art.no	Description
13.450.000	Ø 75mm

LED CHART TABLE LIGHT



- 360° turnable lamp with 30cm flexible tube
- With long-life LED's and white day and red night lighting



Art.no
13.465.100

LED CHART READING LIGHT FLEXIBLE



Flexible chart reading light with black plastic cover and base. The arm is chrome plated.

- Arm length is 416mm, total length is 510mm
- Voltage 12V
- Wattage 0,56W
- LED 8 leds red (5500-6300 Kelvin)
- LED service life 100.000 hours



Art.no
13.465.101

LED SURFACE-MOUNT DOWNLIGHT LARGE



LED construction downlight large with stepless touch dimming by touch on the housing. The touch dimmer switches the lamp on and off and dims continuously. The downlight has a very low body height and comes with a 30cm cable connection.

- CRI >80
- IP44
- Touchdimmer
- 400 lumen



Art.no	Type	Volt	Watt	Colour LED	Dim. mm	Lumen	Angle degrees	Energy class
13.459.104	Stainless Steel	10-30	6,2	warm white 3000K	Ø 106 x 7	400	110°	G
13.459.120	Stainless Steel	10-30	6,2	warm white 3000K	Ø 106 x 7	400	110°	G

LED CONSTRUCTION DOWNLIGHT



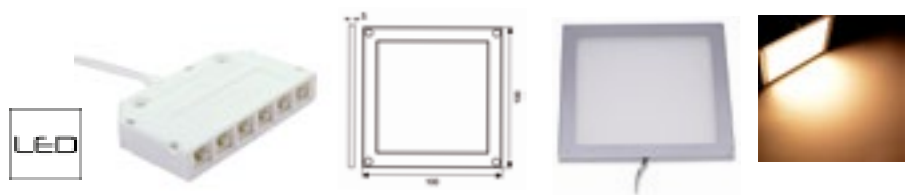
LED Construction downlight equipped with stepless touch dimming by touching the round dot in the middle. The touch dimmer switches the lamp on and off and dims continuously. The ceiling lamp has a very small surface height of 8mm and comes with a cable connection approx. 15cm.

- CRI > 80
- IP42
- Touch Dimmer
- 175 Lumen



Art.no	Type	Volt	Watt	Colour LED	Dim. mm	Lumen	Similar halogen W	Angle degrees	Energy class
13.459.105	chrome plated	10-30	3	warm white 3000K	Ø 70 x 8	175	20-25	110°	G
13.459.106	Stainless Steel	10-30	3	warm white 3000K	Ø 70 x 8	175	20-25	110°	G

LED CONSTRUCTION DOWNLIGHT SQUARE



Art.no	Type	Volt	Watt	Colour LED	Dim. mm	Lumen	Similar halogen W	Angle degrees	Energy class
13.459.107	plastic	12-14	3	ca. 2900K	100 x 100 x 5	140	20	100°	G

DOWNLIGHT



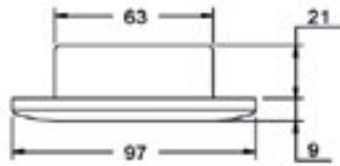
- 12V/15W bulb
- Fitting BA15d
- Hight 40mm



Art.no	Glass Ø mm	Overall Ø mm	Material	Switch
13.459.020	102	140	Stainless steel	yes

6 INTERIOR LIGHTING

LED RECESSED DOWNLIGHT



- Recessed downlight with SS bezel and plastic housing
- IP65
- Comes with 18 clear LED lights, 12V
- Bore diameter Ø 63mm
- Flange Ø 97mm
- Lense Ø 59mm
- Mounting depth 20mm
- Hight 9mm



Art.no	Description
13.459.040	polished

LED RECESSED DOWNLIGHT



LED recessed aluminium downlight with touch dimming on the middle part of the lamp. The downlight gives a warm indirect light. The article numbers 13.459.102 an 13.459.103 also feature a memory function when turning on and off in dim state. The downlights are equipped with a 30cm cable connection. IP20.



Art.no	Man. no	LED Type	Volt	Watt	Colour LED	Dim. mm	Lumen	Similar halogen W	Angle degrees	Energy class
13.459.101	LED12DLLTD	Samsung SMD	10-15	2,5	warm white 2700K	Ø61,3 x 16,5	85	15	110°	G



Art.no	Man. no	LED Type	Volt	Watt	Colour LED	Dim. mm	Lumen	Similar halogen W	Angle degrees	Energy class
13.459.102	LED14DLLTD	Samsung SMD	10-15	2,7	warm white 2700K	Ø74,5 x 16,9	110	20	110°	G



Art.no	Man. no	LED Type	Volt	Watt	Colour LED	Dim. mm	Lumen	Similar halogen W	Angle degrees	Energy class
13.459.103	LED18DLLTD	Samsung SMD	10-15	3,4	warm white 2700K	Ø89,7 x 19,5	150	30	110°	G

RECESSED SPOTLIGHT LED



- Recessed spot in brushed chrome
- with G4 LED bulbs with 10 LEDs
- Input voltage 8-30V
- Consumption 2.5W
- Light power output 140 lumens (dimnable)
- Ø overall 68mm, Ø built-in 62mm, heigth 23mm
- Energy class F

Art.no	Description
13.459.100	LED recessed spotlight

LED DIMMER

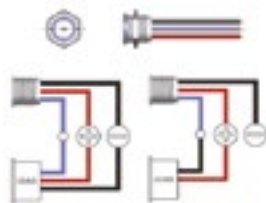


Stainless steel "touch" dimmer for LED lighting. Simple operation by touching the switch. Short touch for turning on and off and holding longer to activate the dimming. The dimmer is equipped with a memory function that will return the connected lamp to the same strength as on which it was turned off. The LED-ring on the switch colors orange when the lamp is off, blue in the lowest and highest position and white in the dimmed state.

- 12 - 30 VDC
- Capacity 18W
- IP65
- SS AISI 304
- Built-In Ø 19mm
- Overall Ø 21,9mm
- Built-In Depth 18mm



Wiring Diagram



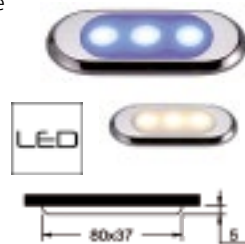
Art.no	Description
13.460.002	Touch dimmer for LED-lighting 2-tone 12-30V

LED COURTESY LAMP OCULUS



Elegant courtesy light. Easy surface mount while being very low profile (5mm). Stainless steel cover with plastic housing. Three flat LED's.

- 12V
- IP 67
- L x W x H 80mm x 37mm x 5mm



Art.no	Colour LED	Kelvin	Watt
13.459.130	warm white	3000	0,3
13.459.131	blue	459nm	0,3

LED COURTESY LAMP CANOPUS



Elegant courtesie light with soft indirect lighting. Easy surface mount and very low profile (5,5mm). Stainless steel cover with plastic housing. Three flat LED's

- 12V
- IP 67
- L x W x H 78mm x 35,4mm x 5,5mm



Art.no	Colour LED	Kelvin	Watt
13.459.135	warm white	3000	0,3
13.459.136	blue	459nm	0,3

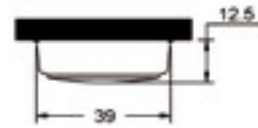
LED COURTESY LAMP ADARA



Compact round courtesy light with low profile surface mount (12,5mm).

These lights are designed to illuminate the wall and floor while your eyes only see a soft glow. Stainless steel front with plastic housing.

- 12V
- IP 67
- Ø 39mm




Art.no	Colour LED	Angle degrees	Kelvin	Watt
13.459.140	warm white	180°	3000	0,5
13.459.141	blue	180°	459nm	0,5
13.459.142	warm white	360°	3000	0,5
13.459.143	blue	360°	459nm	0,5

LED RECESSED LAMP MERAK



- Oval interior light with an elegant profile
- Plastic housing with sealing
- Lens made of frosted polycarbonate
- Flange 78mm x 38mm made of stainless steel AISI 316 / A4
- Size hole 52mm x 25mm
- Hight 11mm
- IP65



Art.no	Description
13.458.006	12V-4 LED's, stainless polished

LED RECESSED LAMP MIZAR



- Modern, streamlined design
- Frontlight
- STAINLESS STEEL with clear polycarbonate house
- Completely sealed and waterproof
- 3 Flat Leds IP67, 9-28V
- L x W x H 71mm x 15mm x 10mm



Art.no	Colour
13.458.010	Blue
13.458.011	White

LED RECESSED LAMP MIZAR II



- Downlight
- Modern, streamlined design
- Stainless steel with clear polycarbonatehouse
- Completely sealed and waterproof IP67
- 3 Flat Leds, 9-28V
- L x W x H 71mm x 15mm x 10mm




Art.no	Colour
13.459.012	Blue
13.459.013	White

6 INTERIOR LIGHTING/DOCKLIGHT

LED CEILING LIGHT OUTDOOR



- Aluminium flange Ø 68,5mm
- 150 lumens
- Mounting hole 62mm - 65mm
- 10 - 30V
- IP65
- 30cm cable
- Non-dimmable
- Energy class G

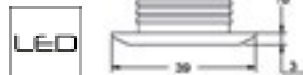


Art.no	Material
13.459.099	LED recessed ceiling light outdoor

LED COURTESY INTERIOR LIGHTS



- Stainless steel polished
- Comes with 9-28V clear LED in white or blue
- IP65
- Total diameter Ø 39mm
- Hole diameter Ø 25mm
- Mounting depth 20mm
- Hight 3mm



Art.no	Material	Colour LED
13.459.030	SS	blue
13.459.031	SS	white

DOCKLITE PLASTIC SET



Value pack of two high impact polyethylene plastic dock lights. Its' durable, weatherproof low profile construction makes it an attractive and functional addition to docks, walkways, decks and landings. Automatic on-at-dusk. Automatic on-at-dusk. 10 hour run time.

- 6 lumens
- Color grey
- IP65
- Fresh water use only



Art.no	Description
13.470.003	Docklite set solar grey (2 pcs)

DOCKLIGHT DOCKLITE™ SOLAR



The wireless solar Docklite is easy to install. Its' durable, weatherproof low profile construction makes it an attractive and functional addition to docks, walkways, decks and landings. The powerfull batteries will last until sunrise. Automatic on-at-dusk. 12 hour run time.

- 6 lumens
- Color sand-grey
- IP65
- Salt and fresh water use



Art.no	Description
13.470.001	Docklite solar sandgrey

HD ALUMINIUM DOCKLITE DOCKLIGHT



Heavy duty corrosion resistant aluminum dock light which is traffic tolerant. Its' durable, weatherproof low profile construction makes it an attractive and functional addition to docks, walkways, decks and landings. Automatic on-at-dusk. 10 hour run time.

- 5 lumens
- Color silver-gray
- IP65
- Salt and fresh water use




Art.no	Description
13.470.002	HD aluminium Docklite solar

DOCK & DECK THIN



Ultra low-profile, high performance dock light made of strong and durable UV resistant polycarbonate. Inconspicuous during the day due to transparent material. Ideal for lighting docks, walkways, ramps. Li-ion battery charged by built-in solar panel provides up to 20 hours of illumination on a full charge. The lighting switches on automatically when it gets dark.

- 8 lumen (6 LEDs)
- IP68 waterproof
- Easy installation




Art.no	Man. no	Dim. H x W x L mm
13.470.005	DE96310F	11 x 114 x 90

DOCK & DECK ULTRA



Dock light made of transparent polycarbonate. Inconspicuous during the day due to transparent material. Ideal for lighting docks, walkways, ramps. Ni-MH battery is charged by built-in solar panel. provides up to 20 hours of illumination on a full charge. The lighting switches on automatically when it gets dark.

- 8 lumen (12 LEDs)
- IP68 waterproof
- Easy installation



Art.no	Man. no	Dim. H x W x L mm
13.470.006	DE96287F	20 x 115 x 105

HURRICANE LAMP



- Tin-plated, galvanised
- Stable
- Heat resistant
- Shock resistant
- Leak-free



Art.no	Volume ltr	Hour	Height mm	Ligne
13.136.276	0,35	20	255	5'''
13.136.280	Spare glass for hurricane lamp			
13.136.281	Spare cotton for hurricane lamp, per meter			

CLIPPER LAMP



- Brass
- Paraffin 15''' Odin burner
- Lamp cylinders 15''' x 210mm
- Tank 850ml, burning time ± 40 hrs



Art.no	Description
93.305.001	Clipperlamp 8207/O
93.823.015	Spare glass 15''' x 210mm
93.824.015	Spare cotton 14/15/20'''

TRAWLER LAMPS



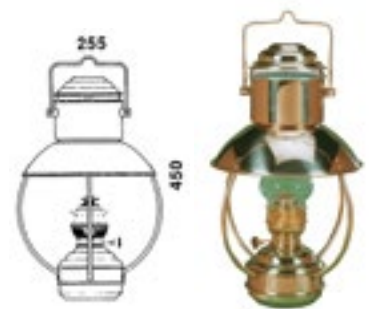
Brass

Electrical:

- 230V E27 fitting
- Maximum 100W
- Lamp cylinders 20''' x 210mm
- With heat resistant cord

Petroleum:

- Ideal burner 20'''
- Lamp cylinders 20''' x 210mm
- Tank 1000ml, burning ± 30hrs



Art.no	Description
93.311.000	Electrical 8201/E
93.312.000	Paraffin 8201/O
93.823.020	Spare glass 20''' x 210mm
93.824.021	Spare cotton 20''' ID

JUNIOR




- Brass
- H 320mm x D154mm
- Paraffin:
 - Round burner 10'''
 - Lamp cylinders 10''' x 130mm
 - Tank 300ml, burning \pm 30 hours

- Electrical:
- 230V socket E14
 - Maximum 40W, no lamp glass
 - With heat resistant cord

Art.no	Description
93.312.001	Paraffin 8211/O
93.822.000	Spare glass 10''' x 130mm
93.824.010	Spare cotton 10'''
93.311.001	Electrical 8211/E

PANTRY LAMPS



- Brass, paraffin
- Round burner 14'''
- Cylinder lamps 14''' x 170mm
- Tank 250ml, burn time \pm 20 hours

Art.no	Description
93.328.000	Paraffin 8877/O
93.824.015	Spare cotton 14/15/20'''

GALLEY LAMP



- Stainless steel
- H 335mm, D 170mm
- Paraffin round burner 14'''
- Lamp cylinders 14''' x 210mm
- Tank 1000ml, burning \pm 75 hours

Art.no	Description
93.330.100	Paraffin 9878/O
93.823.014	Spare glass 14''' x 210mm
93.824.015	Spare cotton 14/15/20'''


HATCH LAMP



- Polished brass
- Electrical, socket E27
- Maximum 60W
- Cylinder lamps 2''' x 170mm
- Comes with cord with switch and plug

Art.no	Description
93.333.000	Electrical 8803/E
93.822.002	Spare glass 2''' x 170mm

BERTH LAMP



- Brass
- Paraffin burner 6'''
- With glass 6''' x 130mm
- Also bulkhead mounting possible
- Tank 350ml, burning time \pm 50 hours

Art.no	Description
93.412.000	Paraffin 8840/O
93.824.006	Spare cotton 6'''

TABLE LAMPS



- Brass with weighted base
- Opal glass 130mm around included

- Paraffin:
- Roundburner 6'''
 - Light cylinder 6''' x 170mm
 - Tank 400ml, burn time \pm 55 hours

- Electrical:
- 230V, fitting E14
 - Maximum 40W
 - Vienna lamp cylinders 1 1/4" x 200mm
 - Comes with cord with switch and plug

Art.no	Description
93.420.000	Paraffin 8817/O
93.824.006	Spare cotton 6'''
93.420.001	Electrical 8817/E

TABLE LAMPS SMALL



- Brass with heavy foot, including opal glass ball \varnothing 70mm

- Paraffin:
- Round burner 6'''
 - Lamp cylinder 6''' x 130mm
 - Tank 400ml, burning \pm 55 hours

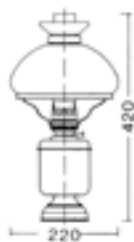
- Electrical:
- 230V, socket E14
 - Maximum 40W
 - Vienna lamp cylinders 1 1/4" x 170mm
 - Comes with cord with switch and plug

Art.no	Description
93.419.000	Paraffin 8818/O
93.824.006	Spare cotton 6'''
93.419.002	Electrical 8818/E

TABLE LAMPS LARGE



- Brass, without shades. for shades see article numbers 93.422.000 to 93.425.000



Electrical:

- 230V, socket E27
- Maximum 100W
- Lamp cylinders 15''' x 210mm
- Comes with cord with switch and plug

Paraffin:

- Roundburner 14'''
- Lamp cylinders 14''' x 210mm
- Tank 800ml, burning ± 60 hrs

Art.no	Description
93.415.000	Electrical 8816/E
93.823.015	Spare glass 15''' x 210mm
93.416.000	Paraffin 8816/O
93.823.014	Spare glass 14''' x 210mm
93.824.015	Spare cotton 14/15/20'''

LAMPSHADES FOR WALL AND TABLE LAMPS



White opal lamp glass round (without shade carrier)

Art.no	Description
93.426.000	Ø 128mm
93.424.000	Ø 188mm
93.820.000	Ø 228mm

Green lamp glass (without shade carrier)

Art.no	Description
93.425.000	Ø 188mm

Shade carrier brass

Art.no	Description
93.810.000	190mm/14'''
93.810.001	230mm/20'''

BALL GLASS OPAL WHITE 70MM



Art.no	Description
93.820.001	Ball glass opal

CABIN LAMP



- Brass
- Gimbalbed with heat guard
- Paraffin flat burner 1"
- Lamp cylinder 1" x 140mm
- Tank 350ml, burning ±24 hours



Art.no	Description
93.442.000	Paraffin 8917/O
93.822.001	Spare glass 1" x 140mm
93.824.001	1" 25mm x 230mm

OIL BURNERS WITH COTTON



- Thread Ø 39,4mm
- Gallery Ø for cylinder 65mm



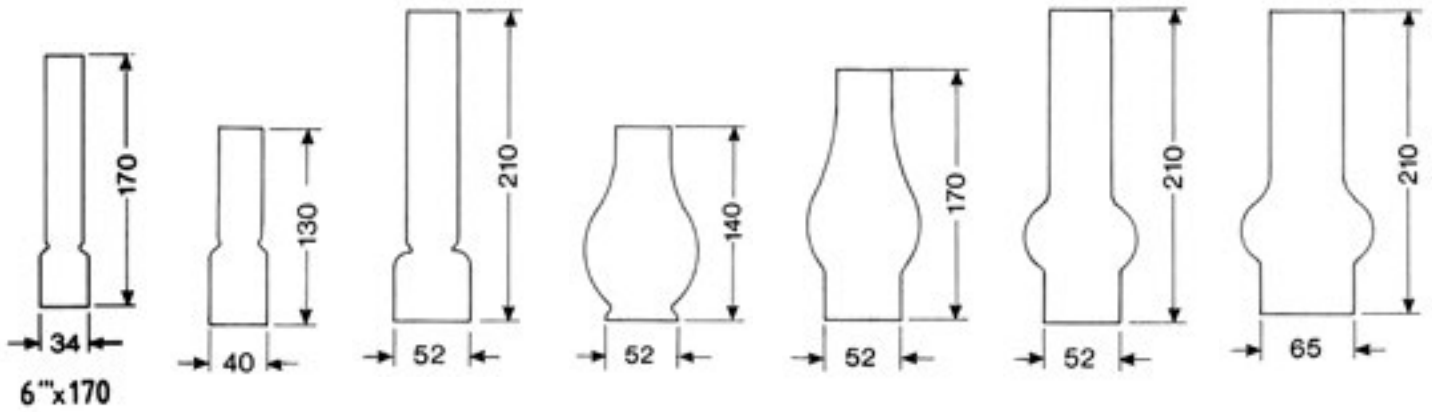
Art.no	Description
93.825.020	BR 20ID, 20''' ideal

COTTON FOR LAMPS



ART:-NO:	Cotton	Dim. mm	PCK
93.824.001	Cotton 1"	25 x 230	2
93.824.006	Cotton 6'''	35 x 230	2
93.824.010	Cotton 10'''	48 x 230	2
93.824.015	Cotton 14/15/20'''	65 x 230	2
93.824.021	Cotton Ideal 20'''	90 x 230	2

ACCESSORIES FOR LAMPS LAMPS GLASSES



For round burner

Art.-Nr.	Glas type	Foot Ø mm	Length mm	Ligne
93.823.021	LG06170	34	170	6"
93.822.000	LG10130	40	130	10"
93.823.014	LG14210	52	210	14"

For flat wick burner

Art.-Nr.	Glas type	Foot Ø mm	Length mm	Ligne
93.822.001	LG01140	52	140	1"
93.822.002	LG02170	52	170	2"

For ideal burner

Art.-Nr.	Glas type	Foot Ø mm	Length mm	Ligne
93.823.015	LG15210	52	210	15"
93.823.020	LG20210	65	210	20"

LAMP OIL



• 1 lit. bottles with safety cap

Art.no	PCK
93.852.030	6 x 1l bottle

PARAFFIN OIL



Purified Paraffin specially formulated for use in heaters, ovens, cookers and lamps. Advised by reputable brands. Due to the optimal combustion soot- and odorless.

The special Talamex paraffin specifications, for example, cover the purity and the length and structure of the carbon chains. Foreign products such as lamp oil often have soot formation and pollution of the device and this is usually only visible over time with all the consequences that entails in the small space of the ship's cabin. Talamex specially purified paraffin proves itself time and time again in practice due to a problem-free operation in ship's aircraft.

Art.no	Description	PCS
93.852.000	5l can	4
93.852.020	1l bottle	6

7



Navigation



7 BINOCULARS/ANEMOMETERS

PORROPRIUMA BINOCULARS 7X50 WATERPROOF



- 7x50 with BaK-4 lenses
- Watertight by means of nitrogen
- Lighted compass 360°
- With calculation ring for measurement and distance
- Including bag, carrying strap with floating belt, and cleaning cloth
- View at 1000m 116 meters
- Weight 1155 grams
- Dimensions 195mm x 190mm x 80mm

Art.no	Description
95.100.196	Binoculars 7x50 with compass


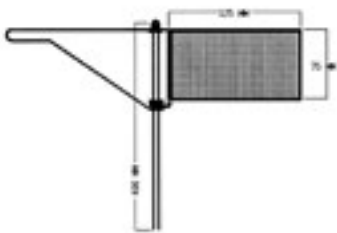
PORROPRIUMA BINOCULARS 7X50 DELUXE



- 7x50 BaK-4 lenses
- Robust housing
- Waterproof and floats in water
- Ideal for the water sports enthusiasts
- Lighted 360° compass (only article number 95.100.200)
- Supplied with pouch, cleaning cloth and multilingual manual
- Weight 1025 grams
- Dimensions 210mm x 165mm x 70mm
- Sight at 1000m 124 meters


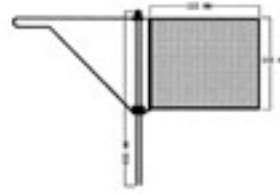
Art.no	Description
95.100.199	Binoculars 7x50 deluxe
95.100.200	Binoculars 7x50 deluxe with compass

VANES




- Red PVC piece of 124mm x 75mm
- Stainless frame, pivoting on nylon ring
- Anodized aluminium pin
- Length 40cm

Art.no	Description	Pcs
68.115.010	Standard	10



- Red PVC piece of 160mm x 100mm
- Stainless frame, pivoting on nylon ring
- Anodized aluminium pin
- Length 40cm

Art.no	Description	Pcs
68.115.011	Large	1



- Carefully balanced vane
- Red PVC piece of 125mm x 75mm
- Stainless frame, pivoting on point
- Anodized aluminium pin, length 40cm


Art.no	Description	Pcs
68.115.012	Race	1



Stainless steel cleat for mounting against mast. Fixing or opening by squeezing the cleat.

Art.no	Description	Pcs
68.115.100	Vane-cleat	10

VANES




Stainless steel, bracket included.

Art.no	Dimensions mm	Pcs
68.200.100	130 x 110	5
68.200.125	180 x 130	5

Stainless steel bracket for vanes.

Art.no	Description	Pcs
68.210.000	Stainless Steel Bracket	10



new WIND INDICATORS



- Ultra-lightweight, handmade composite wind vanes
- Accurate from 0.8 to 40 knots
- Suits small keelboats and dinghies with vertical or parallel mounting options
- Perfect for every kind of performance sailing

Olympic is designed for off-the-beach classes to 6m (20ft).

Crazy kids is specifically designed for carbon-free dinghies to 3.5m (12ft), mast top vane mounting plugs supplied by mast manufacturer.

Horizontal is designed for boats to 5m (16ft) with adjustable mast clamp.



Art.no	Description
68.114.001	RFVANE-O Carbon Wind Vane Pro - Olympic
68.114.002	RFVANE-K Wind Vane Pro – Crazy Kids
68.114.003	RFVANE-H Carbon Wind Vane Pro - Horizontal

WIND INDICATOR "WINDEX"



With reflecting material on the vanes. Exists of one moving part and two fixed vanes of stainless steel. With mounting instructions.



- Height 380mm
- Mounting on mast

Art.no	Description
68.110.000	Windex 15

- Height 250mm
- Mounting on mast

Art.no	Description
68.110.010	Windex 10C

BIG WINDEX



The Windex XL is a bigger size of the well known Windex 15.

- To be used on masts above 15 meters
- Vane length 56cm
- Standard height 41cm



Art.no	Description
68.110.007	Windex XL

new WINDEX 6 DINGHY



The Windex 6 dinghy is specially designed for smaller sailing boats. It is easy to attach in several ways with the elastic lock. The Windex 6 dinghy weighs only 17 grams and has an adjustable balance. This adjustable balance guarantees good performance in any wind.



Art.no	Description
68.110.008	Windex 6 dinghy

WINDEX UNIFIX



Black plastic base for easy top and side mounting of the Windex wind indicator.

Included in packing are 2 M5 x 16 bolts and 2 M5 x 16 tapping screws for mounting on the surface.



Art.no	Description
68.110.026	Unifix plastic base for Windex 10
68.110.027	Unifix plastic base for Windex 15

BIRDSPIKE



- Height 380mm
- Mounting on mast



Art.no	Description
68.110.019	Birdspike for Windex 15

WINDEX LED-LIGHT



LED-light which is mounted directly on the thread of the Windex. Shines upwards to the reflecting parts, which creates a good sight on the vanes. 12 Volt.



Art.no	Description
68.110.020	Windex LED light
68.110.025	LED spare bulb for 68110020

WIND VANE



Art.no	Man. no	Description
21.507.161	RA179	Wind vane for mounting on antennas RA106/109

WINDEX *50 Years – Still On Top*



Foto: Malcolm Hanes

The Swedish original

WINDGAUGE (SPY)

Pfeiffer
Marine

Can be mounted on stay or backstay at eye level.



Art.no	Colour
68.113.100	Red
68.113.101	Green

CLINOMETER

Talamex®

Double scale clinometer with accurate reading in durable plastic execution including double-sided self-adhesive mounting tape.



- 100mm x 80mm

Art.no	Description
21.612.510	Clinometer

CLINOMETER

Talamex®

- Black
- With chrome plated brass pendulum
- Dimensions 90mm x 70mm



Art.no	Description
21.611.000	Clinometer

PARALLEL DIVIDERS

Talamex®

- Clear acrylic
- Facet on long side
- Slide protected



Art.no	Description
21.613.030	Parallel divider length 305mm
21.613.037	Parallel divider length 406mm

COURSE PLOTTER

Talamex®

- For course and position in charts
- 360mm x 130mm



Art.no	Description
21.623.000	Portland plotter
21.623.001	Set Portland plotter including divider curved 180mm

COURSE/POSITION PLOTTER

Talamex®

- Length arm 38cm
- Length base 14cm



Art.no	Description
21.616.000	Course- and position plotter

NAVIGATION TRIANGLE

Talamex®

- Material 2,4 mm
- From 360° till -1°
- Dimensions 250mm x 180mm x 180mm



Art.no	Description
21.615.010	Navigation triangle

NAVIGATION TRIANGLE

Talamex®

- Totally clear
- Material 2,4mm
- Dimensions 250mm x 180mm x 180mm



Art.no	Description
21.615.020	Navigation triangle

DIVIDERS

Talamex®

- Brass polished

Straight model

Art.no	Description
21.619.180	Divider straight length 180mm



Curved model

Art.no	Description
21.620.180	Divider curved length 180mm
21.620.200	Divider curved length 200mm



REGATTA CHARTS

PSP
marine tapes

Self-adhesive, watertight and write-on stickers. Just note the course of the race on shore, remove the protective foil and stick it in your boat. After that win the race and remove the sticker without leaving any residue.



Art.no	Description	Pcs
14.402.050	Regatta charts	15

RONSTAN CLEAR START™ WATCHES AND TIMERS



The world's most popular sailing watch is now even better. The Clear Start™ watches and timers of Ronstan are further expanded with an opinionated new styling and real water sports functionalities. In addition to the fresh new look they have big buttons, a 'easy to read display' developed specifically for the competitive sailor start timer programs. Developed with the input of the world's best sailors are the Clear Start watches and timers the standard for years to come.

Clear Start functionalities

- Several starting procedures: 5, 4, 1, 0, ISAF match racing and personal
- Synchronization function, automatic correction for premature or late start countdown
- Multi-line display, display of both timer as time
- Countdown and up or Countdown repeat options
- Separate display for quick access time or race
- Waterproof to 5ATM (50m)
- Time (hours/minutes/seconds) in 12/24 hour display
- Date (month/day or day/month) rendering
- Daily alarm
- Stopwatch
- Backlight
- Battery Save function (light can be turned off)
- Shock Resistant

CLEAR START™ RACE TIMER



- Ø 65 mm
- Extra large display of digits; 16 mm
- Swivel front for both vertical and horizontal mounting
- 30 mm elastic band for wrist, boom, mast or other mounting
- Extra large control buttons and accented start/stop button
- Weight 92 grams
- Water resistant up to 5ATM (50m/150ft)

Art.no	Man. no	Description
21.409.001	RF4050	Race Timer

CLEAR START™ WATCHES 50MM



- Diameter Ø 50mm
- Large display of digits 13mm
- Ultra clear, scratch-resistant mineral glass, recessed for extra protection
- Reinforced polycarbonate housing with stainless steel construction ring and tempered glass for exceptional stiffness
- Replaceable molded silicone watch strap with nylon reinforcements for excellent flexibility, strength and comfort
- Flexible polyurethane casing and wrist band
- Better shaped buttons to unwittingly activate the watch and extra sealed to counteract dust and dirt
- Weight 70 gram
- Water resistant up to 5ATM (50m/150ft)

Art.no	Man. no	Colour
21.409.015	RF4055	red-grey
21.409.016	RF4055A	black-grey
21.409.017	RF4055B	blue-grey

CLEAR START™ WATCHES 40MM



- Diameter Ø 40 mm
- Display of the figures is 10mm
- Recommended wrist girth is 13 - 18,5cm
- Large control buttons
- STAINLESS STEEL closure on wrist strap
- Comfortable silicone wrist strap
- STAINLESS STEEL back of the clock
- Water resistant to 5ATM (50m/150ft)
- Weight 50 grams

Art.no	Man. no	Colour
21.409.018	RF4054	black-red
21.409.019	RF4054A	black
21.409.020	RF4054B	blue-black

new CLEAR START™ ANALOGG HORLOGE



- Analogue quartz chronograph movement
- 43mm (1 11/16") brushed matt black stainless steel case
- Hard mineral crystal lens
- 12 and 24 hour time display with date window
- 22mm wide Nylon band with stainless steel buckle and pins
- Stopwatch (60 sec and 10 min)
- Timer (5 minute count down)
- Water resistant to 10ATM (100m/300ft)
- Weight 90g (3.2oz)

Art.no	Man. no	Colour
21.409.030	RF4056	black-red

TALAMEX INSTRUMENTS



Quality range instruments of German manufacturer.

new SERIES 100 SS BLACKLINE



Modern instrument line with stainless steel brushed enclosure and black dial. High quality instrument and easy to read.

- Glass Ø 80mm
- Instrument Ø 100mm



Art.no	Description
21.421.201	Clock
21.421.202	Barometer
21.421.203	Thermo-hygrometer

SERIES 100 SS



Ship's instruments with brushed stainless steel frame.

- Glass Ø 80mm
- Wall plate Ø 100mm



Art.no	Description
21.421.195	Clock
21.421.196	Barometer
21.421.197	Thermo/Hygrometer

SERIES 110 BRASS



Ship's instruments with polished brass frame.

- Glass Ø 84mm
- Wall plate Ø 110mm



Art.no	Description
21.421.101	Clock
21.421.102	Barometer
21.421.103	Thermo/Hygrometer

SERIES 110 CHROME PLATED BRASS



Ship's instruments with chromed plated brass frame.

- Glass Ø 84mm
- Wall plate Ø 110mm



Art.no	Description
21.421.111	Clock
21.421.112	Barometer
21.421.113	Thermo/Hygrometer

SERIES 125 BRASS



Ship's instruments with polished brass frame.

- Glass Ø 100mm
- Wall plate Ø 125mm

Art.no	Description
21.421.131	Clock
21.421.132	Barometer
21.421.133	Thermo/Hygrometer
21.421.134	Baro-/Thermo-/Hygrometer

SERIES 125 CHROME PLATED BRASS



Ship's instruments with chrome plated frame.

- Glass Ø 100mm
- Wall plate Ø 125mm

Art.no	Description
21.421.141	Clock
21.421.142	Barometer
21.421.143	Thermo/Hygrometer
21.421.144	Baro-/Thermo-/Hygrometer

SERIES 125 STAINLESS STEEL



Ship's instruments with stainless steel frame.

- Glass Ø 100mm
- Wall plate Ø 125mm

Art.no	Description
21.421.145	Clock
21.421.146	Barometer
21.421.147	Thermo/Hygrometer
21.421.148	Baro-/Thermo-/Hygrometer

SERIES 115 SOLID BRASS CHROME PLATED



Maritime instruments with chrome plated solid brass frame.

- Front can be opened
- Glass Ø 84mm
- Wall plate Ø 115mm

Art.no	Description
21.421.161	Clock
21.421.162	Barometer

WEATHERSTATION



Barometer combined with thermometer and hygrometer with stainless steel case. The instrument is for indoor and outdoor use.

- Glass Ø 135mm
- Wall plate Ø 160mm

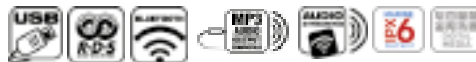
Art.no	Description
21.421.198	Baro-/Thermo-/Hygrometer

BOSS AUDIO



- Boss marine head units have coated circuit boards to protect from moisture
- State of the art waterproof and special UV-protection coatings of plastic surfaces provide resistance to corrosion from both salt water and chlorine
- CD compartments and switches are protected from water

MARINE RADIO & MULTI MEDIA RECEIVER MGR350B



Rounded designed multimedia receiver featuring a STAINLESS STEEL finishing edge, size Ø 76mm.

Equipped with Bluetooth audio streaming functionality to stream and control your favorite music app's. Is compatible with the audio output of Ipod ®/iPhone ® Smartphones and MP3 players. The receiver has a IPX6 water density so It can be mounted very well in dash boards outside. Including protection cover.

Features:

Playback

- MP3/WMA
- Bluetooth audio streaming

Inputs & Outputs

- USB Port (rear)
- Aux-in (rear)

General

- IPX6 Rated
- USB Charging 1A
- Weather Band Tuner
- RDS Tuner
- Front Panel UV Coating
- Zero Current Draw Memory
- Cut-out diameter Ø 76mm
- Output Power 60W x 4CH

Art.no	Description
21.506.014	Marine Radio & Multi Media Receiver MGR350B

MARINE RADIO & MULTI MEDIA RECEIVER MGR350B SET



Complete audio set consisting of a Marine Radio & Multi Media Receiver (MGR350B), Speakerset (MR6) and radio antenna (MRANT10). You can find the specifications at the descriptions of the products concerned.

Art.no	Description
21.506.015	MCKGB350W Set with white speakers
21.506.016	MCKGB350B Set with black speakers

MARINE RADIO & MULTI MEDIA RECEIVER MGR450B



Square designed multimedia receiver featuring a STAINLESS STEEL finishing edge, size Ø 76mm.

Equipped with Bluetooth audio streaming functionality to stream and control your favorite music app's. Is compatible with the audio output of Ipod®/iPhone® Smartphones and MP3 players. The receiver has a IPX6 water density so It can be mounted very well in dash boards outside. Including protection cover.

Features:

Playback

- MP3/WMA
- Bluetooth audio streaming

Inputs & Outputs

- USB Port (rear)
- Aux-in (rear)

General

- IPX6 Rated
- USB Charging 1A
- Weather Band Tuner
- RDS Tuner
- Front Panel UV Coating
- Zero Current Draw Memory
- Cutout Diameter Ø 76mm
- Output Power 60W x 4CH



Art.no	Description
21.506.018	Marine Radio & Multi Media Receiver MGR450B



Art.no	Description
21.506.019	MGR420R Remote control for MGR450B



Art.no	Description
21.506.020	MGR25C cable 10 metres for remote control MGR420R

BLUETOOTH RECEIVER WITH REMOTE CONTROL MC900B



Bluetooth receiver with multifunctional remote control, which is easy to handle in a dashboard. Features Bluetooth audio streaming functionality to stream and control your favorite music app's. Compatible with the audio output of Ipod®/iPhone®, Smartphones and MP3 players.

Features:

- MP3/WMA
- Bluetooth Audio Streaming
- USB Port
- Weatherproof Remote Control
- Aux-In
- USB Charging (1A)
- Front panel UV coating
- Output Power 94W x 4CH

Art.no	Description
21.506.024	Bluetooth receiver with remote control MC900B

MARINE RADIO & MULTI MEDIA RECEIVER 1308UAB



In Dash single-Din MP3, AM/FM receiver.

Features:

- MP3
- Bluetooth audio streaming
- Bluetooth Hands free
- USB, AUX and SD input front
- Compatible with Audio output of Ipod/ Iphone, Smartphone and other MP3 Players
- RCA output
- With remote control
- Detachable Face
- Front paneel met UV coating
- PC Board with conformal coating
- Output 50W x 4 CH
- Zero Current Draw Memory



Art.no	Description
21.506.012	Marine Radio & Multi Media Receiver 1308UAB white
21.506.013	Marine Radio & Multi Media Receiver 1308UABK black

MARINE AMPLIFIER MR1000



- Amplifier 1000W max power - 4 channel
- Variable Bass boost (0 to + 18dB)
- RMS power at 4 Ohm
- Max power at 4 Ohm 2 x 500W
- S/N ratio >102dB
- THD 0.01%
- Dimensions L x W x H
324mm x 187mm x 56mm

Art.no	Description
21.506.030	Marine Amplifier MR1000

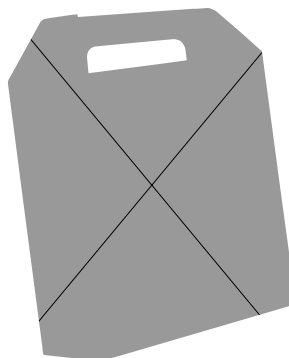
MARINE AMPLIFIER MR1004



- Amplifier with 400W max power - 4 channels
- Variable gain controle
- RMS power at 4 Ohm
- S/N Ratio > 95dB
- THD 0.05%
- Dimensions L x W x H
197mm x 251mm x 70mm

Art.no	Description
21.506.031	Marine Amplifier MR1404

KIT2 FOR MARINE AMPLIFIERS



- 9 meter speaker cable
- 6m red power cable
- 4,9m blue turn-on cable
- 0,9m black ground cable
- Fuse holder with fuse and ring terminals
- 1,8m cable protector, rubber grommets and tie wraps
- 6m "high performance" RCA cable RCA (TRCA)



Art.no	Description
21.506.032	Complete 8 Gauge Amplifier Installation Kit

SPEAKER SET MRGB65



- Speaker set
- Outside dimension Ø 197mm
- Mounting size Ø 142mm
- Hole circle Ø 169mm
- Nr of holes 4
- 200W max.
- 20 multi-color LED-lighting options in the speaker
- 19 dynamic LED lighting patterns
- Weather-resistant
- Including wireless remote control
- Delivered per pair

Art.no	Type	Max. power	Impedance	Frequency	SPL 1 Watt/ 1 Meter	Cone Material	Voice Coil	Tweeter(s)	In deck mm
21.506.059	MRGB65	200W	4 Ohm	70Hz-20kHz	88dB	Polypropylene	Alu	1" Mylar Dome	65

SPEAKER SET MR752C



- Audiophile Quality High Performance Marine Speaker set
- With white front
- Outside dimension Ø 187mm
- Mounting size Ø 156mm
- Hole circle Ø 169,5mm
- Nr of holes 4
- 400W max.
- Delivered per pair

Art.no	Type	Max. power	Impedance	Frequency	SPL 1 Watt/ 1 Meter	Cone Material	Voice Coi	Tweeter(s)	In deck mml
21.506.051	MR752C	400W	4 Ohm	40Hz-20kHz	92dB	Poly Injection	1-1/2" Alu	1" Mylar Dome	70

SPEAKER SET MR690



- 2-Way Coaxial Marine Speaker set
- With white front
- Outside dimension Ø 196mm x 269mm
- Mounting size Ø 154mm x 225mm
- Number of holes 4
- 350W maximum
- Delivered per pair



Art.no	Type	Max. power	Impedance	Frequency	SPL 1 Watt/ 1 Meter	Cone Material	Voice Coil	Tweeter(s)	In deck mm
21.506.052	MR690	350W	4 Ohm	60Hz-20kHz	92dB	Poly Injection	1-1/2" Alu	1" Mylar Dome	86

SPEAKER SET MR60W



- 2-Way Coaxial Marine Speaker set
- With white front
- Outside dimension Ø 196mm
- Mounting size Ø 143mm
- Hole circle Ø 169mm
- Number of holes 4
- 200W maximum
- Delivered per pair



Art.no	Type	Max. power	Impedance	Frequency	SPL 1 Watt/ 1 Meter	Cone Material	Voice Coil	Tweeter(s)	In deck mm
21.506.054	MR60W	200W	4 Ohm	80Hz-20kHz	90dB	Poly Injection	1" Alu	1" Mylar Dome	67

SPEAKER SET MR6



- 2-Way Marine Speaker set
- Outside dimension Ø 191mm
- Mounting size Ø 139mm
- Hole circle Ø 127mm
- Number of holes 4
- 180W maximum
- Delivered per pair



Art.no	Type	Max. power	Impedance	Frequency	SPL 1 Watt/ 1 Meter	Cone Material	Voice Coil	Tweeter(s)	In deck mm
21.506.060	MR6W (white)	180W	4 Ohm	80Hz-20kHz	86dB	Polypropylene	ASV	0	57
21.506.061	MR6B (black)	180W	4 Ohm	80Hz-20kHz	86dB	Polypropylene	ASV	0	57

SPEAKER SET MR50




- 2-Way Coaxial Marine Speaker set
- Outside dimension Ø 154mm
- Mounting size Ø 125mm
- Hole circle Ø 134mm
- Number of holes 4
- 150W maximum
- Delivered per pair



Art.no	Type	Max. power	Impedance	Frequency	SPL 1 Watt/ 1 Meter	Cone Material	Voice Coil	Tweeter(s)	In deck mm
21.506.055	MR50W (white)	150W	4 Ohm	120Hz-18kHz	90dB	Poly Injection	3/4" Alu	1" Mylar Dome	55
21.506.056	MR50B (black)	150W	4 Ohm	120Hz-18kHz	90dB	Poly Injection	3/4" Alu	1" Mylar Dome	55

SPEAKERS



- Spray-proof
- Per piece

Art.no	Min. Power	Max. power	Impedance	In deck mm	Hole Ø mm	Outside Ø mm
21.513.001	35W	70W	8 Ohm	55	117	150
21.513.002	40W	80W	8 Ohm	68	134	180

SUBWOOFER MRGB10W



- 800W maximum
- RGB multicolor illumination with pattern option
- Mounting size Ø 254mm
- Cut-out diameter Ø 238,5mm
- Sold separate



Art.no	Type	Max. power	Impedance	Frequency	SPL 1 Watt/ 1 Meter	Cone Material	Mounting depth mm
21.506.033	MRGB10W	800W	4 Ohm	44 Hz	87dB	PP	116

WAKETOWER SPEAKER SET MRWT40



- Waketower Speaker Set
- Full water repelling
- 400W maximum
- Delivery per pair

Art.no	Type	Max. power	Impedance	Frequency	SPL 1 Watt/ 1 Meter	Cone Material	Tweeter(s)	Midrange	Size WxHxD mm
21.506.069	MRWT40	400W	4 Ohm	130Hz-20kHz	94dB	Polypropylene Woofer	1"	4"	140 x 180 x 180

SPEAKER SET MR4.3



- 3-Way Loudspeaker system
- Swivel support
- Delivery per pair

Art.no	Type	Power Handling (peak)	Impedance	Frequency	SPL 1 Watt/ 1 Meter	Voice Coil	Tweeter(s)	Midrange	Size WxHxD mm
21.506.076	MR4.3W	200W	4 Ohm	80Hz-18kHz	85dB	1" Alu	3/4" Dome	1-1/2" Mylar Dome	135 x 223,5 x 135
21.506.077	MR4.3B	200W	4 Ohm	80Hz-18kHz	85dB	1" Alu	3/4" Dome	1-1/2" Mylar Dome	135 x 223,5 x 135

UNIVERSAL RADIO COVER MRH7



- Universal Marine waterproof radio cover and housing
- Poly-carbonate tinted front panel
- UV-stabilized impact-resistant ABS plastic housing
- Adjustable universal mounting bracket
- External wiring for power, speakers and preamp
- Head unit not included



Art.no	Description
21.506.081	Universal radio cover MRH7

UNIVERSAL RADIO COVER FLIP-UP MRC10



- Universal Marine waterproof radio cover
- Featuring spring activated flip-up cover
- Poly-carbonate tinted front panel
- UV-stabilized ABS plastic
- Includes stainless steel, rust-proof mounting hardware
- Head unit not included



Art.no	Description
21.506.082	Universal radio cover flip-up MRC10

UNIVERSAL RADIO COVER WHITE MRC5



- Universal Marine waterproof radio cover
- Poly-carbonate tinted front panel
- UV-stabilized impact-resistant ABS plastic
- Head unit not included



Art.no	Description
21.506.083	Universal radio cover white MRC5
21.506.084	Universal radio cover black MRC5B

MARINE ANTENNAS



Art.no	Description	Pict.:
21.506.085	Marine antenna MRANT12W White	1
21.506.086	Marine antenna MRANT12 Black	2
21.506.087	Dipole marine antenna MRANT10	3



www.talamex.com

WEBBOAT ANTENNE

The Webboat antenna range is a Wifi router system for outdoor use, with the possibility to receive mobile internet via a 4G network or depending on the model 5G network with a mobile data SIM card (SIM card not included).

With the Webboat antenna you can use the internet with several devices at the same time without any worries, even if you are far from the coast. This system strengthens the reception of the mobile internet and the WiFi signal by means of very strong internal antennas. This gives you reception up to 20 miles, or 32 km from the coast, depending on the model you choose. The Webboat antenna is mounted outside your ship, for example in the mast, so that the antenna works optimally.

The installation of a single or two mobile data SIM cards is possible depending on the Webboat antenna model. The automatic APN functionality ensures that the provider of the mobile data SIM card used is recognized, so that complicated settings are often not necessary. The system even offers the possibility to receive and send SMS messages via the App. Very useful, for example when requesting data credits. The Webboat antennas offer the possibility to automatically switch between available Wifi points, to prioritize them or to switch to the use of mobile internet with the mobile data SIM card, if, for example, no Wifi points are available. This way you always have the best connection. You can make all these settings with the easy-to-use app available on smartphone or tablet.

The Webboat antenna is easy to install and can withstand all weather conditions thanks to its robust housing.

new WEBBOAT 4G LITE HIGH SPEED ANTENNA

- Range up to 15 miles (24 km) offshore
- High speed mobile data via 4G speed up to 300Mbps
- Double processor power
- Satellite internet input
- Automatic APN for mobile internet provider setting
- Advanced settings possible via web application
- SMS management function
- Wi-Fi hot spot
- Secure encrypted peer-to-peer connection for remote access
- One SIM slot
- Antenna dimensions Ø x H 140mm x 200m



Art.no.	Man. no.	Description
21.507.405	IT1104HS	white
21.507.406	IT1104HS/BK	black

new WEBBOAT 4G PLUS EVO ANTENNA

- Range up to 20 miles (32 km) offshore
- Mobile data via 4G speed up to 150Mbps
- Satellite internet input
- Automatic APN for mobile internet provider setting
- Advanced settings possible via web application
- SMS management function
- Wi-Fi hot spot
- Secure encrypted peer-to-peer connection for remote access
- Dual SIM installation
- Antenna dimensions Ø = 250mm H= 300mm



Art.no.	Man. no.	Description
21.507.200	IT1004PLUSEVO	WebBoat 4G Plus EVO

new WEBBOAT PLUS 5G ANTENNA

- Range up to 20 miles (32 km) offshore
- Super fast mobile data via 5G connection speed up to 2,5Gbps
- Satellite internet input
- Automatic APN for mobile internet provider setting
- Advanced settings possible via web application
- SMS management function
- Wi-Fi hot spot
- Secure encrypted peer-to-peer connection for remote access
- Dual SIM installation
- Can be used worldwide by 5th generation mobile internet
- Antenna dimensions Ø = 250mm H= 300mm



Art.no.	Man. no.	Colour
21.507.410	IT1205PLUS	white
21.507.411	IT1205PLUS/BK	black

WEBBOAT LINK



The Webboat link is a Wifi router system with the possibility to receive mobile internet via 4G, or depending on the model 5G with a mobile data SIM card (SIM card not included)

With the Webboat link you can use the internet with multiple devices at the same time without any worries, even if you are far from the coast. This system strengthens the reception of the mobile internet and the WiFi signal, by means of connected antennas. This system also offers the option of connecting external antennas for mobile data, these external antennas are mounted outside the ship, significantly increasing the reception range. With the EXT models of the Webboat link, these antennas are included in the set.

By installing the Wifi router inside your ship, and the external antennas outside your ship, this system is extremely suitable for steel ships where the connections to the outside are influenced by the steel hull.

The installation of one or two mobile data SIM cards is possible depending on the Webboat link model. Changing SIM cards is easy as the Webboat link unit is installed inside the ship. The Webboat link offers the possibility to automatically switch between available Wifi points, to prioritize them or to switch to the use of mobile internet with the mobile data SIM card, if, for example, no Wifi points are available. This way you always have the best possible connection.

In addition, the system has two, or more fixed Ethernet ports for wired connection of devices. The Webboat Link is easy to install due to its compact size and simple software. You can set it up with the free App. The automatic APN functionality ensures that the provider of the mobile data SIM card used is recognized, so that complicated settings are not necessary. The system even offers the possibility to receive and send SMS messages via the App. Very useful, for example when requesting available data.

new WEBBOAT LINK



- Range up to 10 miles (16 km) offshore
- Mobile data via 4G speed up to 100Mbps
- 2 ethernet ports
- Satellite internet input
- Automatic APN for mobile internet provider setting
- Advanced settings possible via web application
- SMS management function
- Wi-Fi hot spot
- Secure encrypted peer-to-peer connection for remote access
- One SIM slot



Art.no.	Man. no.	Description
21507350	IT1304	WebBoat Link

new WEBBOAT LINK



- Range up to 20 miles (32 km) offshore
- Mobile data via 4G speed up to 100Mbps
- 2 ethernet ports
- Satellite internet input
- Automatic APN for mobile internet provider setting
- Advanced settings possible via web application
- SMS management function
- Wi-Fi hot spot
- Secure encrypted peer-to-peer connection for remote access
- One SIM slot
- 2 x 4G external antennas (PRA485A)
- 2 x 7-meter coax cable (LMR200)



Art.no.	Man. no.	Description
21.507.351	IT1304EXT	WebBoat link EXT

new WEBBOAT LINK HIGH SPEED



- Range up to 10 miles (16 km) offshore
- High speed mobile data via 4G speed up to 300Mbps
- Double processor power
- 2 ethernet ports
- Satellite internet input
- Automatic APN for mobile internet provider setting
- Advanced settings possible via web application
- SMS management function
- Wi-Fi hot spot
- Secure encrypted peer-to-peer connection for remote access
- One SIM slot



Art.no.	Man. no.	Description
21.507.351	IT1304HS	WebBoat Link High Speed

new WEBBOAT LINK EXT HIGH SPEED



- Range up to 20 miles (32 km) offshore
- High speed mobile data via 4G speed up to 300Mbps
- 2 Ethernet ports
- Satellite internet input
- Automatic APN for mobile internet provider setting
- Advanced settings possible via web application
- SMS management function
- Wi-Fi hot spot
- Secure encrypted peer-to-peer connection for remote access
- One SIM slot
- 2 x 4G external antennas (PRA485A)
- 2 x 7 meters coax cable (LMR200)



Art.no.	Man. no.	Description
21.507.425	IT1304HSEXT	WebBoat Link EXT High Speed

new WEBBOAT LINK PRO



- Range up to 10 miles (16 km) offshore
- Mobile data via 4G speed up to 150Mbps
- 4 ethernet ports
- Satellite internet input
- Automatic APN for mobile internet provider setting
- Advanced settings possible via web application
- SMS management function
- Wi-Fi hot spot
- Secure encrypted peer-to-peer connection for remote access
- Dual SIM installation



Art.no.	Man. no.	Description
21.507.352	IT1304PRO	WebBoat Link Pro

new WEBBOAT LINK PRO 5G



- Range up to 10 miles (16 km) offshore
- Super fast mobile data via 5G connection speed up to 2,5Gbps
- 4 ethernet ports
- Satellite internet input
- Automatic APN for mobile internet provider setting
- Advanced settings possible via web application
- SMS management function
- Wi-Fi hot spot
- Secure encrypted peer-to-peer connection for remote access
- Dual SIM installation
- Can be used worldwide by 5th generation mobile internet



Art.no.	Man. no.	Description
21.507.430	IT1405PRO	WebBoat Link Pro 5G

new WEBBOAT LINK PRO EXT



- Range up to 10 miles (16 km) offshore
- High speed mobile data via 4G speed up to 300Mbps
- Double processor power
- 2 ethernet ports
- Satellite internet input
- Automatic APN for mobile internet provider setting
- Advanced settings possible via web application
- SMS management function
- Wi-Fi hot spot
- Secure encrypted peer-to-peer connection for remote access
- One SIM slot



Art.no.	Man. no.	Description
21.507.353	IT1304PROEXT	WebBoat Link Pro EXT

new WEBBOAT LINK PRO EXT 5G



- Range up to 20 miles (32 km) offshore
- Super fast mobile data via 5G connection speed up to 2,5Gbps
- 4 Ethernet ports
- Satellite internet input
- Automatic APN for mobile internet provider setting
- Advanced settings possible via web application
- SMS management function
- Wi-Fi hot spot
- Secure encrypted peer-to-peer connection for remote access
- Dual SIM installation
- Can be used worldwide by 5th generation mobile internet
- 1 x external 5G antenna (IT5000)
- 4 x 7 meters coax cables (LMR400)



Art.no.	Man. no.	Description
21.507.435	IT1405PROEXT	WebBoat Link Pro EXT 5G

GLOMEX®

The best in marine antennas

Lifetime Marine Antennas

Automatic Gain Control HDTV
Antenna range

FULL HD

DAB
Digital Audio Broadcasting



Your onboard
internet network
up to 15 miles
offshore

4G WI-FI

MADE IN ITALY

NEW
2021!



"NEO"
Satellite
TV Antenna range

NEW
2021!

Bluetooth®



60cm Ø dish



47cm Ø dish



39cm Ø dish

MADE IN ITALY

FAST-TRACK

SUPER-SILENT

WIRELESS SET-UP AND SERVICE

SINGLE CABLE MULTI OUTPUT
dCSS/SCR Technology

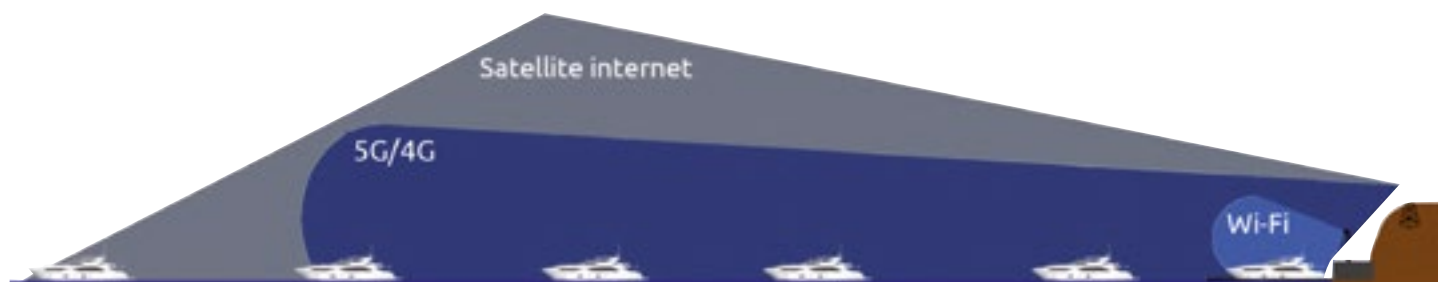
4K

FULL HD



www.glomex.it

COASTAL INTERNET



new MULTIBAND CELLULAR/INTERNET ANTENNA



- High performance antenna in 6 bands
- High quality
- Vibration proof
- Lightweight antenna 250gr.
- Withstands harsh marine environmental conditions
- 4G/LTE, UMTS, GSM, GPRS, 5G, WiFi
- Length 44cm
- Gain 3dB
- Impedance 50 Ohm
- Polarization: vertical

Art.no.	Man. no.	Description
21.507.440	PRA485A	GSM/GPRS/UMTS/LTEantenne

new COAX CABLE FOR WEBBOAT EXT



Art.no.	Man. no.	Description
21.507.442	ITNL200/7	7
21.507.443	ITNL200/10	10
21.507.444	ITNL200/20	20

SATELLITE TV ANTENNAS



The new Glomex gyro-stabilized satellite TV antennas, developed and equipped with the latest DVB- S2 technology (the Second Generation of Digital Video Broadcasting). They are easy to operate and install. The implemented new technology allows to receive 4K ultra HD channels and ensures high standards in the acquisition and maintenance of the satellite signal especially at the edge of the signal coverage and in rough sea conditions.

These new satellites are supplied with the new control unit which can be configured, managed and updated via the Glomex satellite app available for iOS and Android devices. This means switching from satellites is very easy does not require expert skills. Also, this new range of satellites are equipped with integrated GPS for the fastest satellite acquisition and tracking.

Downloading the App, you can manage and update your antenna with just one click:

- You can update your antenna with no cables, just connecting the antenna to your mobile devices via Bluetooth®
- You can select and update the antenna satellites list via the App
- You have all the antenna operating parameters, which can be sent to technical assistance in case of need

Specifications:

- Free app for the management and updating of the antenna
- Integrated GPS for the fastest satellite acquisition and tracking
- New software and mechanics with improved signal reception performance also at the edge of the signal coverage area and in rough sea conditions
- Multivolt 12/24V DC
- Easy to install
- Innovative STO (Silent Tracking Operation) noise reduction system
- -9° / +81° Elevation range to increase receptive power of the signal even at the northern European latitudes

new TV ANTENNA ADHARA DVB-T2 DAB+



Active, very strong RADIO/TV antenna for both digital and analog signal with DAB+. This Omni- directional antenna ensures optimal reception, regardless of which angle the signal comes from. Equipped with 2 amplifiers: the 50023/14 amplifier and the 50022/10. The latter is both an amplifier and a splitter, making this antenna extremely suitable for multiple televisions while retaining the high image and sound quality. Specially designed for use on boats, caravans and motorhomes.

- For analogue and digital reception.
- Max tv-sets 6
- Polarisation horizontal/vertical
- Impedance 75 Ohm
- Frequency range 40/890 MHz
- Frequency range DAB+ 174/240 MHz
- Average enhancement 36dB
- Input voltage 12-24V
- Dimensions Ø x H 370mm x 495mm
- Base diameter Ø 25mm
- DVB, DVBT2 and DAB+ for digital radio
- Full HD

Included in the box:

- Antenna
- 50023/14 Automatic AGCU amplifier
- 5022/10 6-way signal splitter
- V9139/20 20m low-loss coax cable
- 2 x V9139/25 20m low-loss coax cable
- 2 x V9114 connectors



Art.no.	Man. no.	Colour
21.507.095	V9150AGC/DAB20	white
21.507.520	V9150AGC/DAB20/BK	black

TV ANTENNA NASHIRA DVBT2 DAB+



- Omnidirectional analog-digital TV antenna with DAB+
- For analogue and digital reception.
 - Max tv-sets 2
 - Polarisation horizontal/vertical
 - Impedance 75 Ohm
 - Frequency range 40/890 MHz
 - Frequency range DAB+ 174/240 Mhz
 - Average enhancement 24dB
 - Input voltage 12-24V
 - Dimensions Ø x H 370mm x 185mm (495mm with shark fin antenna)
 - Base diameter Ø 25mm
 - DVB, DVBT2 and DAB+ for digital radio
 - Full HD



Scope of delivery:

- Antenna
- 50023/14 Automatic AGCU Amplifier
- V9139/20 20m low-loss coax cable
- V9143 1,5m tv-cable
- 2 x V9114 connector



Art.no	Man. no	Colour
21.507.106	V9112AGCU/DAB20	white
21.507.515	V9112AGCU/DAB20/BK	black

TV ANTENNA TALITHA V9125/12 DVBT



- Omnidirectional analog-digital TV antenna with DAB+
- For analogue and digital reception.
 - Max tv-sets 2
 - Polarisation horizontal/vertical
 - Impedance 75 Ohm
 - Frequency range 40/890 MHz
 - Frequency range DAB+ 174/240 Mhz
 - Average enhancement 23dB
 - Input voltage 12-24V
 - Dimensions Ø x H 250mm x 120mm (425mm with shark fin antenna)
 - Base diameter Ø 25mm
 - DVB, DVBT2 and DAB+ for digital radio
 - Full HD



Scope of delivery:

- Antenna
- 50023/14 Automatic AGCU Amplifier
- V9139/20 20m low-loss coax cable
- V9143 1,5m tv-cable
- 2 x V9114 connector



Art.no.	Man. no.	Colour
21.507.108	V9125AGCU/DAB20	white
21.507.505	V9125AGCU/DAB20/BK	black

TV ANTENNA MIZAR DVB-T2



Omni-directional digital TV antenna suitable for DVB-T2, in the same housing as the Webboat 4G lite.

- For Full HD DVB-T2 reception
- Polarization horizontal / vertical
- Frequency range 87.5 / 774 MHz
- Average gain 20dB
- Input voltage 12 / 24V
- Dimensions 140mm x 200mm
- Base diameter Ø 25mm with 1" x 14 thread
- Number of TV sets 2
- UV resistant ASA material



Scope of delivery:

- Antenna
- Automatic amplifier (50023/14)
- 20m low loss cable (V9139 / 20)
- 1,5m low loss cable (V9143)
- F-connector gold-plated (V9144)
- Mounting material for flush mount or foot mounting



Art.no	Man. no	Colour
21.507.099	V9128AGC	white
21.507.510	V9128AGCBK	black

TV/RADIO ANTENNA VT300 AVIOR DVBT



Omnidirectional analog-digital TV and radio antenna

- For analogue and digital reception
- Polarization horizontal/vertical
- Impedance 75 Ohm
- Frequency range 40/890MHz
- Average gain 24,5dB
- Input voltage 12V
- Dimensions Ø x H 100mm x 210mm



Scope of delivery:

- Antenna
- Power inserter V9114PI-FM (1 input and 2 output for TV and radio; part nr. 21.507.226)
- 10m low-loss coaxial cable 75 Ohm
- 1,5m TV cable
- Universal foot



Art.no	Man. no	Colour
21.507.101	VT300	white
21.507.500	VT300/BK	black

new TV/RADIO ANTENNA ALYA



Extra short (25cm) and strong antenna for DVB-T2, FM and DAB+ reception. Antenna has an internal amplifier and comes with "fast-fit" connection for easy installation.

- Horizontal/Vertical Polarization
- Impedance 75Ohm
- Frequency range 175/240MHz 470/860MHz
- Average gain 24.5 dB
- Input voltage 12V
- Number of TV sets 1

Supplied with

- 2-way V9114PI-FM Splitter
- 5m low loss coaxial cable 75 Ohm
- 1,5m TV cable
- Fast fitting connector
- F/IEC adapter



Art.no.	Man. no.	Colour
21.507.232	RA304TV	white
21.507.233	RA304TV/BK	black

new TV ANTENNA BALLADE



De TV antenne Ballade is een 23,5 dB versterkte Omnidirectionele TV DVBT/TNT en HDTV compatibele antenne voor boten, campers en caravans. Hij is supercompact met een breedte van 70mm en een hoogte van 165mm en weegt slechts 110 gram. Eenvoudig te installeren dankzij de houder. Perfect ontvangst dankzij de geïntegreerde ruisarme versterker. Werkt op 12 Volt en voorzien van 5m coaxkabel.



Art.no.	Man. no.	Description
21.507.295	SGT5000	TV Antenna Ballade

SPARES FOR TV ANTENNAS



- Power supply adaptor 220V a.c. to 12V d.c. (300mA)
- European plug

Art.no	Man. no
21.507.110	V9117



- Masthead mount - 25mm
- Diameter Ø 25mm (1")
- Stainless Steel
- For V9125/12 and VT300
- Electropolished

Art.no	Man. no
21.507.111	V9123



- UNIVERSAL MOUNT - 150mm
- Diameter Ø 25mm (1")
- Stainless Steel
- For VT300 / V9112 / V9125 / V9130 / V9150
- Electropolished

Art.no	Man. no
21.507.112	V9124



- Stainless Steel base for articlenumbers 21.507.105 and 21.507.200

Art.no	Man. no
21.507.116	V9172



- 2-Way Splitter
- For V9125 / V9112 / V9130

Art.no	Man. no
21.507.113	V9147



- 2 Way Splitter
- For VT300

Art.no	Man. no
21.507.226	V9114PI-FM



- Digital TV automatic gain amplifier

Art.no	Man. no
21.507.227	50023/14



- Radio Cable 3,6m (12")
- F Male
- Gold-Plated to Motorola Plug

Art.no	Man. no
21.507.114	V9148



- F 90° Connector
- Nickel Plated
- For TV Antennas

Art.no	Man. no
21.507.153	V9146

COAX CABLE 75 OHM



RG 6/U double shielded, low-loss 75 Ohm coaxial cable for TV antennas.



Art.no	Man. no	Description
21.507.145	V9139/20	Coax cable TV 20m 75 Ohm

GLOMEASY SYTEM



Glomex Glomeasy antennas are easy to install, mix to your own specific wishes with the different components. The use of prefixed fittings which are almost as thin as the cable itself, you don't need to solder anymore. The cable is a high quality low loss RG8X cable, to have even less interference.

Advantages:

- Mix and match your VHF, FM, AIS or DAB+ system for power and sailing boats
- Easy and quick installation
Standardized system with antennas, cables and connectors, easy and foolproof system. Easy fitting with a wide range of connectors to your device. Because of the use of prefixed fittings (9mm), that are almost as thin as the cable itself, you don't need to solder anymore.
- Safe and pre-fitted connections (FME)
The RG8X cable is delivered with a pre-fitted professional fitting that directly fits to the antenna. This pre-fitted fitting is almost as thin as the cable itself which makes installation of the cable easier.
- Better performance because of low loss cable
The Glomeasy range uses a high quality low loss 6mm RG8X cable, which delivers better performance as you usual RG58 cable. This means the usage of the old 10mm cable is often not needed anymore. This new cable is easily connected to your VHF device with the connectors of the Glomeasy line.

Lifelong warranty

Glomex uses for the Glomeasy line the best quality products which have been tested extensively. This is why Glomex can offer as the only company in the marine business a lifelong warranty on these products.

Assemble your Glomeasy Set

1. Choose an antenna
Choose an antenna for VHF, DAB, AIS and FM (for the complete product range, see pages 567 - 569).
2. Choose your length of cable
Choose from a wide range of lengths differing from three to thirty meters 21.507.217 to 21.507.222. It's also possible to connect cables with the connector (21.507.216).
3. Choose the right connector to your antenna
You can choose from various connectors UHF PL259, N-Male, BNC-Male, TNC-Male 21.507.211 to 21.507.215.
4. Choose your options which apply to your preferences
Choose from Stainless steel mounting sets for as well motor as sailing boats 21.507.203 to 21.507.207. Wind indicator 21.507.161, protection cap 21.507.208 suggested with the SS mounting brackets, trough hull 21.507.207.

The use of Glomeasy Antenna with an existing cable

1. Choose an antenna
Choose an antenna for VHF, DAB, AIS and FM (for the complete product range, see pages 544 and 555).
2. Order an adaptor
Order the RA351 FME connector 21.507.210 to create a SO239 connection on which you can apply your PL259 connection. Order your protection cap if needed 21.507.208.

The use of a low loss RG8X cable to an existing antenna with a SO239 connection

1. Choose the right length RG8X cable
Choose from a wide range of lengths differing from three to thirty meters 21.507.217 to 21.507.222. It's also possible to connect cables with the connector RA357 21.507.216.
2. Order the FME adaptor
Order the RA352 FME adaptor 21.507.211 to connect the new cable to the existing antenna. This is only possible to the antennas that use a SO239 connection, for example the well known METZ MANTA antenna.
3. Choose the right connector to connect the cable to your VHF device
To connect your cable to your VHF device you have several connectors; UHF PL259, N-Male, BNC-Male, TNC-Male 21.507.211 to 21.507.215.

Download the Glomex Glomeasy App from the App Store or Google Play.



VHF ANTENNA GLOMEASY



- Stainless Steel

Art.no.	Man. nr.	Description
21.507.201	RA106SLS/FME	VHF antenna FME with Stainless steel whip



- Polyester

Art.no.	Man. nr.	Description
21.507.202	RA106GRP/FME	VHF antenna FME with fiberglass whip flexible



AIS ANTENNA RA300 GLOMEASY



- Universal AIS Antenna FME
- 161.975 - 162.025 MHz
- 6dB
- 50 Ohm
- Polarisation vertical
- SWR 1,4 at 162MHz
- 100W
- Grounded
- Length 1,2m
- Weight 325g



Art.no	Man. no	Colour
21.507.190	RA300AIS	White
21.507.605	RA300AIS/BK	Black

DAB ANTENNA RA300 GLOMEASY



- Universal DAB Antenne FME
- 174-240 MHz
- 50 Ohm
- Length 1,2m
- Weight 325g




Art.no	Man. no	Colour
21.507.191	RA300DAB	white
21.507.610	RA300DAB/BK	black

new FM ANTENNA RA300 GLOMEASY



- 88-108MHz
- 93Ohm
- Length 1,2m
- Weight 325g
- Suitable for sail and motorboats



Art.no.	Man.no.	Colour
21.507.098	RA300FM	white
21.507.615	RA300FM/BK	black

VHF ANTENNA RA300 GLOMEASY



- Universal VHF Antenna FME
- 156 - 162 MHz
- 6dB
- 50 Ohm
- Polarisation vertical
- SWR 1,3 at 156,8MHz
- 00W
- Groundend
- Length 1,2m
- Weight 325g




Art.no	Man. no	Colour
21.507.192	RA300	white
21.507.600	RA300/BK	black

AIS ANTENNA RA304 GLOMEASY



Extra short Glomeasy antenna, for example installation on deck, or ideal when installation options for a regular antenna are limited.

- Type AIS
- Material Fiberglass
- Length 250mm
- Weight 150g
- Average gain 3dB
- Frequency range 161.975 at 162.025 MHz
- Impedance 50 ohms
- Polarization vertical SWR 1.3 at 162MHz
- Max. 50W
- DC ground



Art.no	Man. no	Description
21.507.230	RA304AIS	white
21.507.231	RA304AIS/BK	black
21.507.198	RA369	deck flange with nut and washer for RA304

VHF ANTENNA RA304 GLOMEASY



- Type VHF
- Material Fiberglass
- Length 250mm
- Weight 150g
- Average gain 3dB
- Frequency range 156/162 MHz
- Impedance 50 ohms
- Polarization vertical SWR 1.3 at 156,8 MHz
- Max. 50W
- DC ground



Art.no	Man. no	Description
21.507.194	RA304	white
21.507.195	RA304/BK	black
21.507.198	RA369	deck flange with nut and washer for RA304

ADAPTER FOR RA300 AND RA304 SERIES



Chrome-plated brass adaptor ferrule 5/8" x 24 to 1" x 14 for VHF antenna RA300 and RA304



Art.no	Man. no	Description
21.507.197	RA358	adapter 5/8x24

ANTENNA BASE GLOMEASY



- Nylon antenna base for the RA106.



Art.no	Man. no	Description
21.507.205	RA135FME	Antenna base white
21.507.285	RA135FME/BK	Antenna mount black

RAILMOUNT GLOMEASY



Rail swivel mount in reinforced nylon UV resistant, design with knob locking. Easy installation on vertical or horizontal rails of 7/8" (22mm) and 1" (25mm).

- With cable slot for easy passage of RG-8X and RG-58 coax cable
- Built-in coax cable feed thru
- Usable with Glomeasy antennas
- Standard 5/8" x 24 thread



Art.no	Man. no	Description
21.507.196	RA134FME	rail mount Glomeasy

7 ANTENNAS

ADAPTERS GLOMEASY



Art.no	Man. no	Description
21.507.210	RA351	Adapter FME (w) --> SO239 (w)



Art.no	Man. no	Description
21.507.211	RA352	Adapter FME (m) --> PL259 (m)



Art.no	Man. no	Description
21.507.212	RA353	UHF PL259 (m) crimp connector for RG8X



Art.no	Man. no	Description
21.507.213	RA354	Adapter FME (m) --> N (m)



Art.no	Man. no	Description
21.507.214	RA355	Adapter FME (m) --> BNC (m)



Art.no	Man. no	Description
21.507.215	RA356	Adapter FME (m) --> TNC (m)



Art.no	Man. no	Description
21.507.216	RA357	Adapter FME (m) --> FME (m)

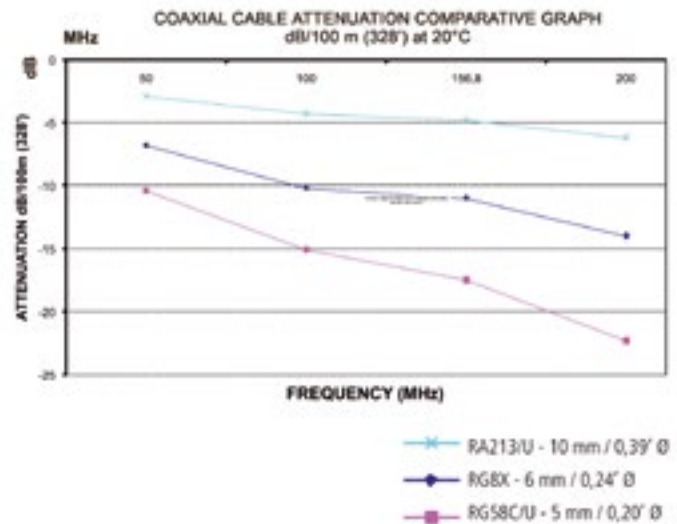


Art.no	Man. no	Description
21.507.223	RA362	Adapter FME (m) --> SMB (f) DAB Radio



Art.no	Man. no	Description
21.507.224	RA371	Adapter FME (m) --> FAKRA (f) - Z-Type DAB Radio

COAXIAL CABLE 50 OHM GLOMEASY



Art.nr.	Man. no.	Length m	Colour
21.507.217	RA350/3FME	3	white
21.507.218	RA350/6FME	6	white
21.507.219	RA350/12FME	12	white
21.507.220	RA350/18FME	18	white
21.507.221	RA350/24FME	24	white
21.507.222	RA350/30FME	30	white
21.507.290	RA360/6FME	6	black
21.507.291	RA360/18FME	18	black
21.507.292	RA360/25FME	25	black

ACCESSORIES



- Mast bracket in STAINLESS STEEL
- Including antenna mounting nuts



Art.no	Man. no	Description
21.507.203	RA106BRACKINOX	Mast bracket stainless steel



- Mast bracket in STAINLESS STEEL
- Including antenna mounting nuts

Art.no	Man. no	Description
21.507.204	RA106BRACKINOX-L	Mast bracket stainless steel



- Through deck leads, for 1 or 2 coax cables and connectors

Art.no	Man. no	Description
21.507.207	RA140	Deck passage feed-through



- Protective cover

Art.no	Man. no	Description
21.507.208	RA138	Protective cover

VHF ANTENNA RA121



This VHF antenna fits optically perfectly with the TV antenna VT300 Avior. It is suitable for motor and sailing boats.

- Frequency range 156/162 Mhz
- SWR <= 1,3 at 156,8 Mhz
- Average gain 1dB
- Impedance 50 Ohm
- Polarisation vertical
- Max. input 50W
- Dimensions Ø x H 100mm x 210mm



9m



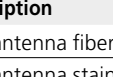
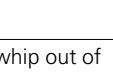
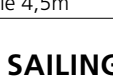
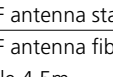
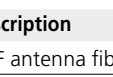
Art.no	Man. no	Description
21.507.125	RA121	VHF antenna

VHF ANTENNA RA106PB



Reliable solid antenna for power boats with whip out of stainless steel or fiberglass.

- Frequency range 156/162 Mhz
- SWR <= 1,3 at 156,8 Mhz
- Average gain 3dB
- Impedance 50 Ohm
- Polarisation vertical
- Length 900mm
- Max. input 100W
- DC ground



Extra only for 21.507.120



4,5m



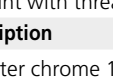
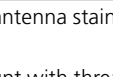
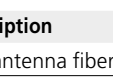
Art.no	Man. no	Description
21.507.123	RA106GRPPB	VHF antenna fiberglass 0,9m
21.507.124	RA106SLSPB	VHF antenna stainless steel 0,9m
21.507.120	RA106GRPPB6135	VHF antenna fiberglass 0,9m with cable 4,5m

VHF ANTENNA RA106SB FOR SAILING BOATS




Reliable solid antenna for sailing boats with whip out of stainless steel or fiberglass.

- Frequency range 156/162 Mhz
- SWR <= 1,3 at 156,8 Mhz
- Average gain 3dB
- Impedance 50 Ohm
- Polarisation vertical
- Length 900mm
- Max. input 100W
- DC ground



18m



Art.no	Man. no	Description
21.507.130	RA106GRPSB18	VHF antenna fiberglass 0,9m
21.507.131	RA106SLSSB18	VHF antenna stainless steel 0,9m

SS adaptor for mounting onto antenna mount with thread

Art.no	Man. no	Description
21.507.115	RA106ADAPT1x14	Adapter chrome 1" x 14

new VHF ANTENNA RA109



Reliable, solid, flexible antenna. Extremely suitable for sailing yachts. Made of stainless steel or polyester.

- Frequency range 156/162 MHz
- SWR \leq 1,3 at 156,8 MHz
- Average gain 3dB
- Impedance 50 Ohm
- Polarisation vertical
- Length 900mm
- Max. input 100W
- DC ground
- Short-circuited antenna protected against lightning
- Termination SO239 for PL259 connector

Scope of delivery:

- Antenna
- PL259 connector RA132
- PVC protection RA138
- Nylon feed thru RA140
- Masthead bracket SS RA106BRACKINOX



Art.no.	Man. nr.	Description
21.507.590	RA109GRP	VHF antenna 0,9m, GRP
21.507.595	RA109SLS	VHF antenna 0,9m, Stainless Steel

new VHF ANTENNA SET SS RA106SLSRIB



- Stainless steel whip
- Frequency range: 156/162 MHz
- Gain average: 3 dB
- Impedance: 50 ohms
- Polarization: Vertical
- SWR: \leq 1.3 at 156.8 MHz
- Max input power: 100 W
- Grounded
- Antenna length: 900 mm (35")
- Antenna weight: 250g
- Termination: RA106 connector



4,5m

Art.no.	Man. nr.	Description
21.507.251	RA106SLSRIB	VHF antenna set SS 0,9m

new VHF ANTENNA SET FIBERGLASS RA106GRPRIB



- Fiberglass whip
- Frequency range: 156/162 MHz
- Gain average: 3 dB
- Impedance: 50 ohms
- Polarization: Vertical
- SWR: \leq 1.3 at 156.8 MHz
- Max input power: 100 W
- Grounded
- Antenna length: 900 mm (35")
- Antenna weight: 250g
- Termination: RA106 connector



4,5m

Art.no.	Man. nr.	Description
21.507.250	RA106GRPRIB	VHF antenna set fiberglass 0,9m

VHF ANTENNA RA112CR



Reliable solid antenna for ribs and power boats with whip out of fiberglass.

- Frequency range 156/162 MHz
- SWR \leq 1,3 at 156,8 MHz
- Average gain 3dB
- Impedance 50 Ohm
- Polarisation vertical
- Length 1,5m
- Max. input 100W
- DC ground

Scope of delivery:

- Antenna with chrome foot
- 4,5m low loss coax cable
- PL259 connector RA132



4,5m

Art.no.	Man. nr.	Description
21.507.121	RA112CR	VHF antenna fiberglass 1,5m

new ANTENNA MOUNT WITH HANDLE RA115

Antenna mount with handle, made of reinforced and UV-resistant nylon. Hole for GPS and feed-thru for coax cable. Suitable for antennas up to 2,7 meter. Standard 1" x 14 thread.



Art.no.	Man. nr.	Description
21.507.275	RA115	Antenna mount white with handle
21.507.276	RA115/BK	Antenna mount black with handle

new VHF ANTENNA FIBERGLASS RA400

- Fiberglass Antenna
- Frequency range: 156/162 MHz
- Gain average: 3 dB
- Impedance: 50 Ohms
- Polarization: vertical
- SWR: < 1.4 at 156.8 MHz
- Max input power: 100 W
- Grounded
- Antenna length: 1500 mm (5')
- Antenna weight: 450g
- Termination: Cable
- Delivered with 4,5m cable



Art.no.	Man. nr.	Description
21.507.260	RA400	VHF antenna fiberglass white 1,5m
21.507.261	RA400CR/BK	VHF antenna fiberglass black/chrome 1,5m
21.507.262	RA400/BK	VHF antenna fiberglass black 1,5m

new VHF/AIS ANTENNA RUBBER RA111

RA111 is a small VHF antenna (140mm/5",) protected by a tapered synthetic rubber tube that can be installed, on the sailboats or motorboats.

- Frequency range (VHF): 156/162 MHz
- SWR (VHF) <= 1.3 at 156.8 MHz
- Frequency range (AIS): 161.975/162.025 MHz
- SWR (AIS) <= 1.2 at 162 MHz
- Average gain: 1dB
- Impedance: 50 Ohm
- Polarisation: vertical
- Max. input 50W
- Dimensions Ø x H: 100 x 210mm
- Delivered with: 18m (59') of coaxial cable and with a PL259 male connector.



Art.no.	Man. nr.	Description
21.507.265	RA111	VHF antenna rubber 0,14m
21.507.266	RA111AIS	AIS antenna rubber 0,14m

EMERGENCY ANTENNA RA114



Emergency antenna RA114

- Frequency range 156/162 Mhz
- Average gain 1dB
- Impedance 50 Ohm
- Polarisation vertical
- Length 35cm
- Max. input 50W

Scope of delivery:

- Antenna
- 9m low loss coax cable
- PL259 connector RA132



Art.no	Man. no	Description
21.507.122	RA114	Emergency antenna 35cm

new RADIO ANTENNA RA1281



Flexible FM/AM Radio Antenna made of UV-resistant synthetic rubber.

- Frequency AM 550 - 1600 KHz; FM 88 - 108 MHz
- Impedance 93 Ohm
- Weight 267g
- Length 300mm
- Termination: Motorola plug



Art.no	Man. no	Description
21.507.109	RA1281	FM/AM antenna

COAX CABLE 50 OHM



RG 58 ALL double shielded, low-loss 50 Ohm coaxial cable. Suitable for VHS antennas

Art.no.	Man. no.	Length m
21.507.140	RA152/20	20
21.507.163	RA152	100

ACCESSORIES VHF ANTENNAS



The splitter enables AM-FM and AIS reception with a VHF-antenna.



- Built in amplifier
- Impedance 50 Ohm
- Volt 12V
- Power consumption 25mA

Art.no	Man. no	Description
21.507.135	RA201	Splitter VHF-AM/FM-AIS

new ANTENNA MOUNT WITH KNOB RA135



Antenna base with rotary knob for deck or bulkhead, made of reinforced and UV-resistant nylon. Hole for GPS and water-resistant cable feed-thru for easy passage of the cable. Suitable for antennas up to 244cm. Standard 1" x 14 thread.



Art.no	Man. no	Description
21.507.156	RA135	Antenna base white
21.507.287	RA135/BK	Antenna base black

ACCESSORIES DECK MOUNTING



- STAINLESS STEEL antenna foot 1" x 14 for deck mounting

Art.no	Man. no	Description
21.507.206	RA107SSFME	Antenna base stainless steel



- GPS antenna foot nylon 40mm, V9175OT
- Standard 1" x 14 thread suited for GPS and RA129 extensions

Art.no	Man. no	Description
21.507.157	V9175OT	GPS antenna base nylon

- Universal foot STAINLESS STEEL 40mm., V9177
- Standard 1" x 14 thread suited for GPS and extensions

Art.no	Man. no	Description
21.507.158	V9177	GPS antenna base stainless steel

new UNIVERSAL ANTENNA MOUNT V9175



Universal mount for GPS antennas. Can be used in combination with the RA129 extension.

- Standard thread 1" x14
- Weight 50g
- Height 100mm

Art.no	Man. no	Description
21.507.280	V9175	Universal antenna mount

ACCESSORIES RAILING MOUNTING



2-way rail mount made of nylon, with button customization.

- For Ø 22mm and 25mm railing
- For antennas up to 2,44m (8')
- Suited for antennas with standard 1" x 14 thread



Art.no	Man. no	Description
21.507.159	RA134	Rail mount customizable

Rail mount made of nylon for GPS antennas.

- For railing Ø 22mm and 25mm
- Suited for antennas with standard 1" x 14 thread



Art.no	Man. no	Description
21.507.160	RA145	Rail mount fixed

new RAILMOUNT RA175

Railmount reinforced plastic and UV resistant, for installation of GPS antennas on horizontal railings. Supplied with clamps for three rail diameters: 22mm, 25mm and 30mm.



Art.no	Man. no	Description
21.507.270	RA175	Railmount white
21.507.271	RA175/BK	Railmount black

ACCESSORIES MAST MOUNTING

- Stainless steel mast bracket
- Standard thread 1" x 14
- Height 200mm



Art.no	Man. no	Description
21.507.136	V9176	Mast bracket stainless steel

new MASTHEAD BRACKET SS V9173

- Masthead bracket stainless steel
- Weight 330 gram.
- 1" x14 UNS male
- Suitable for PRA108, PRA110



Art.no	Man. no	Description
21.507.277	V9173	Mast bracket stainless steel

new INSTALLATION KIT RA106BRACKETFIXKIT

Nut and washers installation kit for masthead brackets RA106BRACKET, RA106BRACKINOX, RA106BRACKINOX-L or V9181 (brackets are not supplied).



Art.no	Man. no	Description
21.507.209	RA106BRACKFIXKIT	Installation kit

ANTENNA EXTENSION

- Antenna extension made of aluminium for GPS antennas
- Length x diameter Ø 150mm (6") x 25mm (1")

Art.no	Man. no	Description
21.507.162	RA129/15	GPS Antenna extension 150mm



Antenna extension made of Stainless Steel to be used with Stainless Steel or polyester antenna. Extends the antenna with 15cm.

- Fits any Glomex antennabase
- Standard thread: 1" x 14

Art.no	Man. no	Description
21.507.149	RA103/15	Extension SS - 150mm 25mm



WIND VANE

Suitable for mounting on RA106/109 VHF antennas

- Length 300mm



Art.no	Man. no	Description
21.507.161	RA179	Windvane for mounting on antennas

CONNECTORS



- PL-connector (m) for RG-58 coaxial cable for soldering

Art.no	Man. no	Description
21.507.150	RA132	Male connector PL259 twist on



- Gold-plated PL plug (m) for RG-58 coaxial cable soldering-free connection.

Art.no	Man. no	Description
21.507.151	RA132SOLDERLESS	Male connector PL259 gold plated



- Connector (2 x w) to the soldering-free connection of two coaxial with the respective connector

Art.no	Man. no	Description
21.507.152	RA133	Double Female Connector PL259



- Plug RA156 TNC-Male nickel-plated, for RG58/U

Art.no	Man. no	Description
21.507.166	RA156	Coax Plug TNC Male



- Plug RA157 Mini UHF Male nickel-plated, for RG58/U

Art.no	Man. no	Description
21.507.168	RA157	Coax Plug Mini UHF Male



- Plug RA158 N-Male nickel-plated, for RG213/U

Art.no	Man. no	Description
21.507.169	RA158	Coax Plug N-Male

VHF ANTENNA CROW



The Crow is a universal 3dB gain VHF antenna which can be applied on all types of ships. The antenna has a length of 860mm. The whip is flexible and made of stainless steel with a black coating. The antenna comes with 20 metres RG58C/U coaxial cable and L-shaped mounting bracket. Mounting this antenna is very simple and fast as the supplied bracket and cable have already been pre-assembled.

Technical specifications:

- Frequency 156/162 MHz
- Gain average 3 dB
- Impedance 50 Ohms
- Polarization vertical
- SWR < 1.4 at 156.8 MHz
- Maximum input 50W
- Weight 140g



Art.no	Man. no	Description
21.505.020	SGV80SBBK	VHF antenna Crow

VHF ANTENNA ELBA



The Elba is a 3dB gain VHF antenna designed for sailing ships. The antenna has a length of 970 mm. The whip is made of black fiberglass. The antenna comes with 20 metres RG58C/U coaxial cable and L-shaped mounting bracket. Mounting this antenna is very simple and fast as the supplied bracket and cable have already been pre-assembled.

Technical specifications:

- Frequency 156/162 MHz
- Gain average 3 dB
- Impedance 50 Ohms
- Polarization vertical
- SWR < 1.4 at 156.8 MHz
- Maximum input 50W
- Weight 175 g



Art.no	Man. no	Description
21.505.021	SGV100SBBK	VHF antenna Elba

VHF ANTENNA TARGET



The Target is a compact 3dB gain VHF antenna designed for each type of vessel in which a short antenna length is necessary. The antenna has a length of 530 mm. The whip is made of black coated steel with a share spiral around to prevent excessive swishing of the antenna. The antenna comes with 6 meters RG58C/U coaxial cable and cover mounting bracket.

Mounting this antenna is very simple and fast as the supplied bracket and cable have already been pre-assembled. The deck mounting bracket is adjustable which makes the antenna can be easily folded down.

Technical specifications:

- Frequency 156/162 MHz
- Gain average 3 dB
- Impedance 50 Ohms
- Polarization Vertical
- SWR < 1.4 at 156.8 MHz
- Maximum input 50W
- Weight 175g



Art.no	Man. no
21.505.022	SGV70PBBK

UNIVERSAL ANTENNA-BASE RAILMOUNT



Universal antenna base of STAINLESS STEEL suitable for tube or wall mounting. Suitable for tube of diameter Ø 22mm - 25 mm. The antenna base connection is 1" (25,4mm).



Art.no	Description
21.507.170	Antenna-base stainless steel railmount

DYNAPLATE GROUNDING SHOES

MARLINCO



Create a proper bonding and grounding system using Dynaplate grounding shoes to reduce the risk of serious hull damage and electrical shock associated with boat lightning strikes by providing a direct, controlled high-capacity path for lightning dissipation. SSB and AM radio transmitters rely upon a proper size ground to operate to their designed capacity. A Dynaplate grounding shoe helps provide a large solid surface (the water surrounding the boat) to "push off" from. This is technically known as "counterpoise" and is the other necessary half of the antenna system. The bronze Dynaplate material also serves as the next sacrificial metal on the galvanic scale after the zincs, providing another buffer against corrosion of stainless steel parts.

- Easy to clean with wire brush
- Conforms to ABYC standards
- Mounting hardware included
- Gold plated mounting bolt
- Bronze mounting nuts
- Copper washers

Art.no	Description	Dimensions mm	Use for	Weight g
14.425.681	Standard Dynaplate	152 x 51 x 13	bonding and grounding	600
14.425.682	D-8 Dynaplate	203 x 64 x 13	bonding and grounding and Loran use	1000
14.425.683	Giant Dynaplate	305 x 76 x 13	bonding and grounding and Loran use	1700



8



Safety and Flags



LIFERAFT STANDARD INTERNATIONAL

HERO
Life-saving equipment



Liferaft for large lakes and coastal waters, equipped with an automatic inflatable arch providing an important time saving and high visibility for rescue operation. Very light and compact for easy storage on board or deployment when you need it.

- 3 individual air chambers of natural rubber
- Floor of natural rubber
- Leaffield® inflation system that provides quick inflation
- Large entrance for easy boarding
- High viz canopy of breathable waterproof fabric with Solas reflection tape
- Observation port
- Antidrift water ballast
- High Viz lifelines on inand outside
- High indoor volume with easy closing of the canopy
- Emergency pack
- in waterproof bag
- Liferaft is vacuum packed
- Inflation between 0°C and +65°C
- 3 years inspection interval
- 12 years warranty

* Emergency pack contents

Product	Number
Signal mirror	1
Whistle	1
Signal lamp	1
Dry cell + bulb	1
Repair set	1
Bailer	1
Sponge	2
Mini quicker	1
Manual	1
Scissors	1
Waterproof bag	1

In the raft:

Floating knife	1
Rescue quoit + line	1
Sea anchor	1
Paddle	2

Art.no.	Persons	Packing	Weight kg	Dimensions (L x W x H mm)
20.437.020	4	Container	29	670 x 450 x 230
20.437.021	4	Valise	25	650 x 400 x 220
20.437.022	6	Container	33	670 x 450 x 230
20.437.023	6	Valise	28	650 x 400 x 220
20.437.024	8	Container	38	715 x 505 x 230
20.437.025	8	Valise	33	650 x 425 x 230
20.437.026	10	Container	45	715 x 505 x 250
20.437.027	10	Valise	39	690 x 490 x 240
20.437.028	12	Container	45	715 x 505 x 250
20.437.029	12	Valise	39	690 x 490 x 240

REDDINGSVLOT OFFHORE INTERNATIONAL ISO 96501

HERO
Life-saving equipment



Liferaft for all waters and required for yachts that sail more than 60 miles from a shelter. This model was designed to be the safest, lightest and most compact raft on the market. Equipped with an automatic inflatable arch providing an important time saving and high visibility for rescue operation. This liferaft is equipped with a thermo isolated floor, a large entry with XXL boarding ramp and knee board for extreme conditions. This raft is also approved for offshore racing by the ISAF Offshore Special Regulations.

- 3 individual air chambers of natural rubber
- Floor of natural rubber with thermo isolation
- Leafield® inflation system that provides quick inflation
- Large entrance for easy boarding
- High viz canopy of breathable waterproof fabric with Solas reflection tape
- External L.E.D flashlight with a lithium battery and manual or automatic
- Internal L.E.D light with a lithium battery and manual or automatic release
- Rainwater collecting system
- Observation port
- Antidrift water ballast
- High Viz lifelines on inand outside
- High indoor volume with easy closing of the canopy
- Strong XXL boarding ramp with knee board and boarding handle
- Emergency pack
- in waterproof bag
- Liferaft is vacuum packed
- Inflation between 15° C and +65°C
- 3 years inspection interval
- 12 years warranty

Emergency pack contents

Product	Number
Signal mirror	1
Whistle	1
Red hand flare	3
Parachute flare	2
Seasickness pills	6 per person
Sickness bag	1 per person
Signal lamp	2
Dry cell + bulb	2
Repair set	1
Bailer	1
Sponge	2
Mini quicker	1
Manual	1
Scissors	1
Waterproof bag	1
In the raft:	
Floating knife	1
Resque quoit + line	1
Sea anchor	1
Paddle	2

Art.no.	Persons	Packing	Weight kg	Dimensions L x W x H mm
20437040	4	Container	33	670 x 450 x 230
20437041	4	Valise	29	650 x 400 x 220
20437042	6	Container	38	715 x 505 x 230
20437043	6	Valise	33	650 x 425 x 240
20437044	8	Container	44	715 x 505 x 250
20437045	8	Valise	39	690 x 490 x 240
20437046	10	Container	50	715 x 560 x 275
20437048	12	Container	55	775 x 560 x 275

GRABBAG

HERO
Life-saving equipment



The grabbag is a waterproof floating survival bag that can be used to further expand the safety package of a life raft. It contains, among other things, water, food and extra means of survival. This set can be added to life rafts to allow a longer stay offshore on board the raft. Approval and quality control by Rina classification office.

Important: Always keep the grab bag immediately available so that it can be taken in the raft in case of emergency!

Content grabbag	
Fresh water	1l per person
Food ration	500g per person
Red hand flare	3
First Aid kit	1
TPA (isolation) blanket	2

Artikelnr:	Persons
20.437.060	4
20.437.061	6
20.437.062	8
20.437.063	10
20.437.064	12

HYDROSTATIC RELEASE UNIT (HRU) **HERO**

Life-saving equipment

The hydrostatic release will release the raft automatically from a sinking ship. The unit does not need maintenance or service but needs replacement 2 years after installation on board. Activates from a depth of 1,5m 4m.



20.437.070

20.437.071

Art.nr:	Hammar	Type	Raft
20.437.070	HR0200	Leisure	4-12 persons
20.437.071	HR0100	Solas	6-150 persons

UNIVERSAL CONTAINER HOLDER

Stainless steel frame for 4-6 and 8 persons life rafts in container.

- Telescopic
- Plastic mounting bracket for on deck included



Art.no
20.213.025

BESTO DINGHY 50N



"All purpose" buoyancy aid.

- Fabric 100% polyester
- Adjustable nexus closure
- Light PE-foam
- Short model for optimal fit in sitting position (kayak, canoe, dinghy sailing, etc)
- Lace-up fastening at the top and bottom for maximum security.
- According to ISO 12402-5



Art. nr. pink	Art. nr. aqua	Art. nr. red	Art. nr. black	Size	Weight	Buoyancy ISO
20.413.011	20.413.021	20.413.031	20.413.030	XS	30-40kg	35N
20.413.012	20.413.022	20.413.041	20.413.040	S	40-50kg	40N
20.413.013	20.413.023	20.413.051	20.413.050	M	50-60kg	40N
		20.413.052	20.413.060	L	60-70kg	45N
		20.413.053	20.413.070	XL	70+ kg	50N
		20.413.081	20.413.080	XXL	70++ kg	50N

BESTO DINGHY ZIPPER 50N



"All purpose" buoyancy aid.

- Fabric 100% polyester, duo color
- Adjustable nexus closure
- Light PE-foam and good fit
- Increased cut
- Lace-up fastening at the top and bottom for maximum security
- With strong nylon zipper
- According to ISO 12402-5

Art. nr. yellow/black	Art. nr. black/yellow striping	Art. nr. all black/aqua striping	Art. nr. aqua/black	Art. nr. orange/black	Size	Weight	Buoyancy
20.413.131	20.413.241	20.413.211	20.413.231	20.413.130	XS	30-40kg	35N
20.413.141	20.413.242	20.413.212	20.413.232	20.413.140	S	40-50kg	40N
20.413.151	20.413.243	20.413.213	20.413.233	20.413.150	M	50-60kg	40N
20.413.161	20.413.244	20.413.214	20.413.234	20.413.160	L	60-70kg	45N
20.413.171	20.413.245	20.413.215	20.413.235	20.413.170	XL	70+ kg	50N
20.413.181	20.413.246	20.413.216	20.413.236	20.413.180	XXL	70++ kg	50N

new BESTO ALLROUND FIT 50N

A universal buoyancy aid (50N), for any watersports activity. Through the open side edges the jacket can be adjusted for persons from 50 to 95kg.

The buoyancy aid has:

- 3 straps with strong "Nexus" fixings
- Strong Nylon outer cover

Art.nr.	Colour	Weight	Buoyancy
20.413.091	red	50-95kg	50N
20.413.092	blue	50-95kg	50N

BESTO PADDLER 50N

Specialized buoyancy aid for canoeing, kayaking and rowing.

- Ergonomic design; high freedom of movement
- Easily adjustable waistbelt
- Fabric: high Visible Yellow Polyester fabric

- Short and narrow model for more freedom of movement
- Light PE foam
- Front pocket
- Crotch strap: prevents jackets from creeping up
- Strong nexus buckle
- According to ISO 12402-5

Art.no	Size	Weight	Buoyancy
20.413.001	Child	25-40kg	35N
20.413.002	Adult	40+ kg	50N

new BESTO NEOPRENE 50N

Specialized buoyancy aid Ski Jet Ski Wakeboard Style

- Comfortable, soft and flexible body fit
- 2 strong nexus buckles

- Fabric 1.5mm soft Neoprene comfortable fabric
- Foam supersoft PVC foam
- Water release system
- Strong nexus zipper
- Webbing end retainers
- Complies with ISO 124025

Art.no	Size	Weight	Buoyancy
20.421.002	XS	40-50kg	40N
20.421.003	S	50-60kg	40N
20.421.004	M	60-70kg	45N
20.421.005	L	70+kg	50N
20.421.006	XL	70+kg	50N
20.421.007	XXL	70+kg	50N

BESTO FISHERMAN 50N

Fishing/Hunting style.

- Fabric 235 DTEX nylon, PU Coated
- Foldable hood
- Increased cut against riding up, split back part and leg strap
- Adjustable nexus closure, laced-up fastening at top and bottom
- 4 Frontal pockets
- Shoulder parts
- Water release drain
- Strong YKK zipper
- According to ISO 12402-5

Art.no	Size	Weight	Buoyancy
20.428.001	S/M/L	40-70kg	45N
20.428.002	XL	70+kg	50N
20.428.003	XXL	70++ kg	50N

BESTO SKI 50N

Specialized buoyancy aid Ski - Jet Ski Style.

- Fabric 35 DTEX nylon, PU coated
- Side foam protection
- 3 strong nexus buckles
- Crotch strap
- Engine kill D-ring
- Crotch strap which prevents the jacket from creeping up
- Water release drain
- Light PE foam
- According to ISO 12402-5

Art.no	Size	Weight	Buoyancy
20.421.021	XS	30-40kg	35N
20.421.022	S	40-50kg	40N
20.421.023	M	50-60kg	40N
20.421.024	L	60-70kg	45N
20.421.025	XL	70+ kg	50N
20.421.026	XXL	70++ kg	50N

BESTO SAILOR 50N



The Besto Sailor is a specialized buoyancy aid for sailing (regatta). The jacket has an exceptional high standard of finish and is manufactured with superior materials.

- Neoprene elastic shoulders
- Durable nylon rip stop outer fabric
- Elastic side panels
- Strong YKK zipper
- Strong nexus buckle and 40mm waistbelt
- Fully elastic bottom seam
- Short design for optimal freedom of movement
- Super soft foam (Airex) for more wearing comfort
- Reflective logo
- Stowage pocket
- Water release system
- Webbing-end retainer tunnel
- Removable crotch strap
- According to ISO 12402-5



Art.no	Size	Weight	Buoyancy
20.422.021	XS	30-50kg	40N
20.422.022	S	50-70kg	45N
20.422.023	M	70+ kg	50N
20.422.024	L	70++ kg	50N
20.422.025	XL	90+ kg	50N

BESTO GULF JACKET 100N



- Nexus closure with 40mm waist band
- Reflecting panels
- HiVis Polyester fabric, UV-resistance
- Light PE-foam
- Signal whistle
- Compact in storage
- According to ISO 12402-4



Art.no	Size	Weight	Buoyancy
20.415.120	Child	30-50kg	60N
20.415.130	Junior	50-70kg	80N
20.415.150	Adult	70+kg	100N

BESTO LIFE JACKET MB 100N



- Cloth of fluor orange high visible and reflective surfaces
- Efficient storage
- Approved for the inland waterway transport
- Waist strap for easy adjustment and top closure
- Signal Whistle
- Light PE-foam
- According to ISO 12402-4



Art.no	Size	Weight	Buoyancy
20.415.020	Child	20-30kg	45N
20.415.030	Junior	30-40kg	50N
20.415.050	Adult	40+kg	100N

new BESTO GULF VEST 150N



- Enhanced 150N buoyancy style
- For open & Coastal waters (offshore Use)
- Extra strong buckle & lifting loop
- Crotch strap
- ISO 124023



Art.nr.	Size	Weight	Buoyancy
20.415.157	Adult	70+kg	150N

BAG WITH LIFE JACKETS



- Bag with life jackets Adult Gulf 100N
- According to ISO 12402-4



Art.no	Description	Dimensions cm
20.427.400	Bag with 4 Besto life jackets	45 x 40 x 40
20.427.402	Bag with 6 Besto life jackets	60 x 40 x 40

TALAMEX 100N



- Fabric of 100% polyester ISO EN 20471 High visible
- Filling of light PE-foam
- Reflective panels
- Baby to Junior equipped with cross strap for extra security
- Adjustable nexus closure and lace up closure up and under
- According to ISO 12402-4
- Signal Whistle



Art.no	Size	Weight	Buoyancy
20.400.001	Baby	0-15kg	30N
20.400.015	Toddler	15-20kg	40N
20.400.020	Child	20-30kg	40N
20.400.030	Junior	30-40kg	50N
20.400.040	Small	40-60kg	70N
20.400.050	Medium	60-70kg	80N
20.400.060	Large	70+kg	100N
20.400.070	Extra Large	70++kg	100N

BESTO ECON 100N



- Fabric made of 100% polyester, High visible ISO EN 20471
- Filled with light PE foam
- Reflective surfaces
- For baby up to and including junior with cross strap for extra safety
- Adjustable nexus closure and laced-up fastening at top and bottom
- According to ISO 12402-4
- Signal whistle

Art. nr. yellow	Art. nr. orange	Size	Weight	Buoyancy
20.410.001	20.414.000	Baby	5-15kg	30N
20.410.002	20.414.015	Toddler	15-20kg	40N
20.410.003	20.414.020	Child	20-30kg	40N
20.410.004	20.414.030	Junior	30-40kg	50N
	20.414.040	S	40-60kg	70N
	20.414.050	M	60-70kg	80N
	20.414.060	L	70+kg	100N
	20.414.070	XL	70++kg	100N

BESTO RACINGBELT 100N



- Fabric of 100% polyester High visible ISO EN 20471
- Front from different parts for superior wearing comfort
- Equipped with double cross strap against riding up
- Baby jacket is equipped with a leashing loop on the back
- Orange Baby and Toddler jackets with Pinguin Design
- Adjustable nexus closure and laced-up fastening at top and bottom
- Light PE-foam
- According to ISO 12402-4
- Signal whistle

Art. nr. orange	Art. nr. pink	Size	Weight	Buoyancy
20.416.000	20.416.002	Baby	5-15kg	30N
20.416.015	20.416.003	Toddler	15-20kg	40N
20.416.020	20.416.004	Child	20-30kg	40N
20.416.030	20.416.005	Junior	30-40kg	50N
		S	40-60kg	70N
		M	60-70kg	80N
		L	70+ kg	100N
		XL	70++kg	100N

BESTO SPECIAL 100N



- Fabric of 100% polyester High visible EN ISO 20471
- Filling of special flotation foam Airex for extra wearing comfort
- Front from different parts for extra wearing comfort
- With double cross strap against riding up
- Baby vest has a bottom and loop on the back
- Baby and Toddler with colorful print
- Adjustable nexus closure and laced-up fastening at top and bottom
- According to ISO 12402-4
- Signal whistle

Art.no	Size	Weight	Buoyancy
20.420.000	baby	0-15kg	30N
20.420.015	toddler	15-20kg	30N
20.420.020	child	20-30kg	40N
20.420.030	Junior	30-40kg	50N

BESTO BÉBÉ LIFE JACKET 100N



- For babies and toddlers up to 20kg
- Equipped with a colorful print
- Filled with soft, comfortable Airex Flotation Foam
- Nexus closures at the rear so that the child can not open
- Neck closure to prevent the head by the vest slips
- Adjustable cross strap
- Short model for extra comfort
- Grabbing loop in the collar
- Signal whistle
- According to ISO 12402-4

Art.no	Size	Weight	Buoyancy
20.426.001	Nr.1	<10kg/80cm	30N
20.426.002	Nr.2	10-20kg/110cm	30N

BESTO TURN SAFE 150N



Approved in accordance with ISO 12402-3, for open and coastal water.
Quick turning time: within 2 seconds.

- High freeboard of the mouth
- Grabbing loop in collar
- Reflective strips
- Collar equipped with extra buoyancy to support the head
- Stable connection between chest and collar for quicker turn time
- Extra buoyancy in chestparts for better performance in water
- Easily adjustable strong Nexus closure and YKK zipper
- Durable fabric of 100% polyester and High Visible (ISO EN 20471)
- Double leg strap of diaper trousers
- Signal whistle

Rear:

- Open backside, equipped with elastic
- Provided with soft Airex foam

Art.no	Size	Weight	Buoyancy
20.424.114	Baby	0-15kg	45N
20.424.115	Toddler	15-25kg	60N
20.424.120	Child	25-40kg	75N

BESTO TOY DOLL JACKET



Nice jacket for toy dolls.
Ideal tool for children to learn the benefits of wearing a life jacket.

Caution: this is a toy and no life jacket!



Art.no	Description
20.405.005	Toy Doll Jacket

BESTO DOG BUOYANCY AID



- Fabric highly visible ISO EN 20471
- 2 belly straps and 1 collar with Nexus closure, easy adjustable
- D-ring for attaching the dogs strap
- Grab line top vest

Art.no	Weight
20.429.400	0-4kg
20.429.000	4-8kg
20.429.008	8-15kg
20.429.015	15-40kg
20.429.040	40+kg

BESTO DOG BUOYANCY AID DELUXE



- Fabric highly visible ISO EN 20471
- 2 belly straps and 1 collar with Nexus closure, easy adjustable
- D-ring for attaching the dogs strap
- Grab line top vest
- 2 colors; Hi-Viz Yellow/Black
- Clear pocket for name/address/phone number

Art.no	Weight
20.429.104	0-4kg
20.429.105	4-8kg
20.429.106	8-15kg
20.429.108	15-40kg
20.429.110	40+kg




19  20
 **BESTO**
 LIFESAVER SINCE 1920 

BESTO JUNIOR INFLATABLE 100N



- Automatic and additional manual activation
- Fitted, short design for the right fit.
- Stainless steel closures
- Stainless steel D-ring
- With harness, according to ISO 12401
- With leg strap
- For children 15-40kg
- According to ISO 12402-3



Art.no	Colour	Weight
20.427.548	blue	15-40kg
20.427.549	pink	15-40kg
20.427.550	red	15-40kg

Reloadset for lifejackets

Art.no	Type	Buoyancy	Content	Suitable for
20.427.021	Auto Set MK5	100N	24g	Junior

BESTO PRO JUNIOR INFLATABLE 100N



- Comfortable detachable fleece collar
- Automatic and additional manual activation
- Safety belt according to ISO 12401
- Stainless steel closures
- Stainless steel D-ring
- With leg strap
- UM "Elite" cartridge.
- Pro Sensor Automat
- Inspection Window
- Leg strap
- For children 15-40kg
- According to ISO 12402-3.



Art.no	Colour	Weight
20.427.010	red	15-40kg

Reloadset

Art.no	Type	Buoyancy	Content	Suitable for
20.427.028	Auto Set CXI	100N	24g	Junior

For lifejackets produced from medio 2018. Please check the "elite" label on the automatic lifejacket

Art.no	Type	Buoyancy	Content	Suitable for
20.427.050	Auto Set Elite	100N	24g	Junior

TALAMEX 150N



- Automatic and additional manual activation
- According to ISO 12402-3.



Art.no	Colour	Weight
20.427.505	black (without harness)	40+ kg
20.427.510	black (with harness)	40+ kg

For Talamex jackets from 2011

Art.nr.	Type	Buoyancy	Content	Suitable for
20.427.020	Auto Set MK5	150N/165N	33g	Adult

For lifejackets until 2011

Art.nr.	Type	Buoyancy	Content	Suitable for
20427015	Auto Set HR	150N/165N	33g	Adult

BESTO 165N



With its 3D design and soft outer cover, the Besto 165N has a perfect fit. The collar is firmly connected to the back and neck. Due to the 3D fit it provides a safe and comfortable neck support. The jacket is fitted with a Crotch strap to make the jacket work better and gives an higher freeboard. The jacket is available in several variations and in various colors:

Specifications

- Buoyancy inflatable 165N
- System United Moulders MK5
- CO2 cylinder 31-33gr CO2
- Crotch strap
- All Weather Cartridge
- According to ISO 12402-3



Art.no	Description	Colour	Weight
20.427.539	Automatic harness	navy	40+ kg
20.427.540	Automatic harness	red	40+ kg
20.427.541	Automatic harness	black	40+ kg
20.427.534	Automatic waistbelt 'Fisherman'	green	40+ kg
20.427.542	Automatic waistbelt	black	40+ kg
20.427.546	Automatic waistbelt	red	40+ kg
20.427.543	Manual harness	red	40+ kg
20.427.547	Manual harness	black	40+ kg
20.427.526	Manual waistbelt 'Fisherman'	green	40+ kg
20.427.544	Manual waistbelt	red	40+ kg
20.427.538	Manual waistbelt	black	40+ kg

Reloadset

Art.no	Type	Buoyancy	Content	Suitable for
20.427.020	Auto Set MK5	150N/165N	33g	Adult
20.427.019	Manual Set MK5	150N/165N	33g	Adult

BESTO HAMMAR 165N



HAMMAR®

With its 3D design and soft outer cover, the Besto 165N has a perfect fit. The collar is firmly connected with the back and neck with the 3D fit, ensures a comfortable and safe neck support. The jacket comes standard with a leg band. This ensures the jacket to function properly and an ample freeboard.

Hammar:

- Provided with Hydrostatic (reacting to pressure) Automat
- Does not react to rain or spray-water, only at immersion
- Suitable for use in places or circumstances with a lot of water-contact

Specifications:

- Buoyancy inflatable 165N
- System Hammar MA1
- CO2 cylinder 31-33g
- According to ISO 12402-3

Art.no	Description	Colour	Weight
20.427.545	Automatic Hammar	red	40+ kg

Reloadset

Art.no	Type	Buoyancy	Content	Suitable for
20.427.043	Hammar set	150N/165N	33g	Adult

new BESTO COMFORT FIT 180N



A new designed Inflatable lifejacket, that meets the highest standards of Comfort. Superb comfort is achieved with an ergonomic design, light weight and soft flexible cover. The special back panel and adjustable backstrap ensures that the collar stays away from the neck and creates optimal weight/pressure distribution on the body for optimum comfort. It therefore makes the lifejacket very comfortable to wear, also when used for a prolonged period of time.



SAFETY

- Special designed asymmetrical bladder makes sure the turning of the body goes quickly
- High freeboard
- Maximum chin and head support
- 180 Newtons buoyancy

STANDARD FITTED WITH

- A strong YKK burst zipper keeps the bladder in place
- Soft Dring harness loops for weight reduction
- An adjustable crotch strap for optimum safety
- Reflective panels on outer cover for high visibility
- Available in 5 colours
- Halkey Roberts V90000 system with Super bobbin



SPECIFIC MARKS

- CO2 Cylinder 38 grams



Art.nr.	Model	Colour	Weight
20.427.641	Harness	black/grey	40+ kg
20.427.642	Harness	black/green	40+ kg
20.427.643	Harness	black/blue	40+ kg
20.427.644	Harness	black/pink	40+ kg
20.427.645	Harness	black/orange	40+ kg
20.427.651	Without	harness black/grey	40+ kg

Art.nr.	Type	Buoyancy	Content	Suitable for
20.427.045	Auto Set HR	180N	38g	Adult

new BESTO COMFORT FIT PRO 220N



A new enhanced design that meets the highest standards of:



COMFORT

- Superb comfort is achieved by means of the 3D ergonomic design
- Light weight and soft flexible cover
- Fleece neck
- Back panel with soft Lining/Paddings
- Extra soft Lining/Paddings on the backside of the cover
- Pull down system of collar ensures maximum neck comfort
- Optimal weight/pressure distribution on the body for optimum & comfort also for wearing a prolonged period of time
- According to ISO 124023



SAFETY

- Special designed asymmetrical bladder makes sure the turning of the body goes quickly
- High freeboard
- Maximum chin and head support
- Buoyancy 220N



STANDARD FITTED WITH

- A strong YKK burst zipper keeps the bladder in place
- Soft D-ring harness loops for weight reduction
- Crotch strap for optimum safety
- Double reflective panels on outer cover for high visibility
- Fitted with Prosensor mechanism. Provided with Clear Indication UM system and "inspection window"
- UML "Elite" Cartridge
- CO2 Cylinder 45g

Art.nr.	Model	Colour	Weight
20.427.661	Auto/Harness	anthracite	40+ kg

Art.nr.	Type	Buoyancy	Content	Suitable for
20.427.054	Auto Set Elite	220N	45g	Adult

TALAMEX 275N



- Automatic and manual activation
- Extra large drift bags (30l)
- Harness
- According to ISO 12402-2
- With leg strap
- Stainless steel Dring

Art.no	Colour	Weight
20.427.515	black	40+ kg

Reloadset for lifejackets from 2011

Art.no	Type	Buoyancy	Content	Suitable for
20.427.016	Auto Set MK5	275N/300N	60g	Adult

BESTO 300N



The Besto inflatable 300N is a life jacket designed for use on open sea and in all weather conditions:

- extreme weather
- when wearing heavy protective waterproof clothes
- Automatic and additional manual activation
- Safety belt according to ISO 12401 (only harness)
- Stainless steel closures
- Stainless steel D-ring (only harness)
- With harness
- With leg-strap
- Buoyancy 300N
- According to ISO 12402-2; 275N.

Art.no	Description	Colour	Weight
20.427.190	Automatic waistbelt	navy	40+ kg
20.427.198	Automatic harness XL-belt 200cm	black	40+ kg
20.427.199	Automatic harness	navy	40+ kg
20.427.200	Automatic harness	red	40+ kg
20.427.201	Automatic harness	black	40+ kg
20.427.527	Manual waistbelt 'Fisherman'	green	40+ kg


Reloadset

Art.no	Type	Buoyancy	Content	Suitable for
20.427.016	Auto Set MK5	275N/300N	60g	Adult
20.427.022	Manual Set	275N/300N	60g	Adult

BESTO 300N HAMMAR



- Automatic hammar and manual activation
- Safety belt according to ISO 12401
- STAINLESS STEEL closures
- STAINLESS STEEL D-ring
- With harness
- With inspection window that enables checking stand-by status of the automat
- With leg-strap
- According to ISO 12402-2



Hammar:

- Provided with Hydrostatic (reacting to pressure) Automat
- Does not react to rain or spray-water, only at immersion
- Suitable for use in places or circumstances with a lot of water-contact



Art.no	Colour	Weight
20.427.204	red	40+ kg

Reloadset

Art.no	Type	Buoyancy	Content	Suitable for
20.427.032	Hammar set	275N/300N	60g	Adult

BESTO PRO 300N



For use on open sea and in all weather conditions:

- extreme weather
- when wearing heavy protective waterproof clothes
- Automatic and manual activation
- Safety belt according to ISO 12401
- Stainless steel fasteners
- Stainless steel D-ring
- With harness and double leg strap
- Fleece In collar
- Reflective strips on cover
- 250 Gram nylon outer cover
- UML "Elite" Cartridge
- Pro sensor automat + Inspection Window
- According to ISO 12402-2



Art.no	Colour	Weight
20.427.601	yellow/black	40+ kg

Reloadset

Art.no	Type	Buoyancy	Content	Suitable for
20.427.027	Auto Set CXI	275N/300N	60g	Adult

For lifejackets produced from medio 2018.

Please check the "elite" label on the automatic lifejacket

Art.no	Type	Buoyancy	Content	Suitable for
20.427.052	Auto Set Elite	275N/300N	60g	Adult

BESTO COMFORT FIT PRO 300N



A new enhanced design that meets the highest standards of:

COMFORT

- Superb comfort is achieved by means of the 3D ergonomic design
- Light weight and soft flexible cover
- Fleece neck
- Back panel with soft Lining/Paddings
- Extra soft Lining/Paddings on the backside of the cover
- Pull down system of collar ensures maximum neckcomfort
- Optimal weight/pressure distribution on the body for optimum & comfort also for wearing a prolonged period of time.

SAFETY

- Special designed a-symmetrical bladder makes sure the turning of the body goes quickly
- High freeboard
- Maximum chin and head support
- According to ISO 12402-2

STANDARD FITTED WITH

- A strong YKK burst zipper keeps the bladder in place.
- Soft D-ring harness loops for weight reduction
- Double crotch strap for optimum safety.
- Double reflective panels on outer cover for high visibility
- Available in white and anthracite
- Fitted with Pro-sensor mechanism
- UML "Elite" Cartridge

Art.nr.	Model	Colour	Weight
20.427.671	Auto/Harness	white	40+ kg
20.427.672	Auto/Harness	anthracite	40+ kg
20.427.673	Auto/Harness	ice blue	40+ kg

Art.no	Type	Buoyancy	Content	Suitable for
20.427.027	Auto Set CXI	275N/300N	60g	Adult

new BESTO ULTIMATE BACKTOW 300N



Besto introduces a complete new highend lifejacket. One that can measure up with the highest demands in the market. The lifejacket has been made through 3D design to create the best body fit possible.

BackTow Technology:

Unique patented BackTow Technology Turns the user in a sitting position with the front side to the surface when being towed. This keeps your mouth and lungs free from water. Features:

- Strong stainless steel interlock buckle for easy fitting
- Frontal side pulls for easy adjusting
- Extra soft inserts for optimal wearing comfort
- Removable leg strap
- Elite duo point indicator mechanism with inspection window to check the status of the lifejacket
- SOLAS light and sprayhood integrated

Art.nr.	Model	Colour	Weight
20.427.681	Auto/Harness	blackyellow	40+ kg

**new BESTO FERRY PASSENGER SEAL
PACK 120N MANUAL**

The Besto Ferry 120N Adult Inflatable is designed as a rescue device for emergencies on indoor and sheltered water. On board inland boats, open boats, sloops, etc. This product is primarily intended as an additional rescue tool and does not replace your personal life jacket. Due to the compact design, it is ideal to store in small spaces.

Sealpack: the vest is airtight sealed in a plastic bag, so that it cannot come into contact with external influences.

Service: because the product is airtight sealed and no external influences can reach the vest, the vest does not need an interim service (by an authorized station), provided that periodic checks on the product are done by the user.

This check must be done at least every year by the user and can be registered on the label on the packaging.

- Whether the packaging is not damaged and is still vacuum packed
- Whether there is moisture in the packaging
- Whether the gas cylinder is not rusted

If the product does not meet 1 of these parameters, or the product has undergone a "heavy fall", then direct service of the product is required.

The vest has a lifespan of 10 years and must then be replaced.

Art.no	Description
20.810.701	Besto Ferry Passenger seal pack 120N manual

**REPLACEMENT SET FOR TYPE BESTO
UNITED MOULDERS**

United Moulders (MK5)

"All Weather" (standard) Sets

Art.no	Type	Buoyancy	Content	Suitable for
20.427.021	Auto Set MK5	100N	24g	Junior
20.427.020	Auto Set MK5	150N/165N	33g	Adult
20.427.035	Auto Set MK5	180N/190N	38g	Adult
20.427.039	Auto Set MK5	220N	45g	Adult
20.427.016	Auto Set MK5	275N/300N	60g	Adult

Reloadset

Art.no	Type	Buoyancy	Content	Suitable for
20.427.019	Manual Set MK5	150N/165N	33g	Adult
20.427.022	Manual Set	275N/300N	60g	Adult



United Moulders (CXI)

"Clear Indicator" (Window) Pro Sensor < Sept. '18

Art.no	Type	Buoyancy	Content	Suitable for
20.427.028	Auto Set CXI	100N	24g	Junior
20.427.026	Auto Set CXI	150N/165N	33g	Adult
20.427.038	Auto Set CXI	180N/190N	38g	Adult
20.427.041	Auto Set CXI	220N	45g	Adult
20.427.027	Auto Set CXI	275N/300N	60g	Adult



United Moulders "Elite"

Dual Point Indicator > Sept. '18

Art.no	Type	Buoyancy	Content	Suitable for
20.427.050	Auto Set Elite	100N	24g	Junior
20.427.051	Auto Set Elite	150N/165N	33g	Adult
20.427.053	Auto Set Elite	180N/190N	38g	Adult
20.427.054	Auto Set Elite	220N	45g	Adult
20.427.052	Auto Set Elite	275N/300N	60g	Adult



Art.no	Type	Buoyancy	Content	Suitable for
20.425.004	CO2 Cylinder	100N	24g	Junior
20.425.005	CO2 Cylinder	150N/165N	33g	Adult
20.427.040	CO2 Cylinder	180N/190N	38g	Adult
20.425.006	CO2 Cylinder	220N	45g	Adult
20.427.013	CO2 Cylinder	275N/300N	60g	Adult



Art.no	Cartridge	Type	Ref.
20.425.115	Auto Cartridge	UML "All Weather"	1
20.427.012	Auto Cartridge	UML "Clear Indicator"	2
20.425.120	Auto Cartridge	UML "Elite"	3



A cylinder safe secures the tightness of the cylinder. Adding a cylinder safe prevents the cylinder from unscrewing itself.

Art.no	Description
20.427.060	UML Retro Fit Cylinder Safe Pack

REPLACEMENT SETS FOR TYPE BESTO HALKEY ROBERTS

Reloadset for Besto Automatic (HR Type 15).



Art.no	Type	Buoyancy	Content	Suitable for
20.427.014	Auto Set HR	100N	24g	Junior
20.427.015	Auto Set HR	150N/165N	33g	Adult
20.427.042	Auto Set HR	220N	45g	Adult
20.427.017	Auto Set HR	275N/300N	60g	Adult

A cylinder safe secures the tightness of the cylinder. Adding a cylinder safe prevents the cylinder from unscrewing itself.

- for jackets after DOM 2020

Art.no	Description
20.427.061	HR Retro Fit Cylinder Safe Pack

Melting Capsule

Art.no	Cartridge	Type
20.435.111	Auto Bobbin	Halkey Roberts



REPLACEMENTSETS BESTO HAMMAR

Hammar MA1 Hydrostatic Sets



Art.no	Type	Buoyancy	Content	Suitable for
20.427.043	Hammar set	150N/165N	33g	Adult
20.427.032	Hammar set	275N/300N	60g	Adult

SPRAYHOOD



Separate Sprayhood in pouch which can be attached to waistbelt.




Art.no	Description
20.427.029	Sprayhood in pouche

LEG STRAP



The leg strap helps in emergencies for more freedom for the respiratory system. Can be connected to all Besto life jackets.




Art.no	Description
20.427.030	Crutch strap Besto Automatic

BESTO REFLECTIVE TAPE SOLAS



- 3M reflective tape
- L x W 10cm x 5cm
- Set of 2 pieces



Art.no	Description
20.427.023	reflective tape

BESTO SIGNLAFLUTE



Flute for life jacket with 25cm rope.



Art.no	Description
20.427.024	signal flute

new MOB1 RESCUEME




The world's smallest AIS MOB device with integrated DSC – the RescueME MOB1 from Ocean Signal. The MOB1 is compatible with even the most compact inflatable lifejackets*. The MOB1 is intended to be installed within the lifejacket* and will activate automatically on inflation, sending the first alert within 15 seconds. The MOB1 is waterproof to 10 metres. The integrated strobe light ensures maximum visibility in low light conditions. The MOB1 communicates with the vessel you have been separated from and other vessels in the vicinity (up to 5 miles range dependent on conditions). In an emergency RescueME MOB1 provides 2 methods of rapidly communicating your position, accurate to a few metres, back to the vessel, plus providing visual indication via its built in strobe light. Once activated your MOB1 will transmit an alert to all AIS receivers and AIS enabled plotters in the vicinity. The integrated GPS ensures precise location sent to your vessel and any others that may be assisting. An additional feature of the MOB1, is its ability to activate the DSC alarm on your vessels VHF, alerting your crew to the situation.

- AIS (Automatic Identification System)
- Integrated DSC transmitter (Digital Selective Calling)*
- 30% (typ) smaller than competitors
- Automatic activation
- Simple lifejacket integration**
- 7 year battery life
- 24+ hours operational life
- 5 year warranty***
- Fast accurate positioning

Art.no	Description
20.427.080	RescueME MOB1. Retail blister set

SOLAS LIGHT UML ORAL TUBE



Sea Flash lights are extremely bright LED lights which automatically activate when the small sensor at the end of the trailing wire makes contact with the water. Sea Flash can be activated manually (both on and off) when the water sensor is in the water by simply pressing the red button on the front of the main body of the unit. One can choose:

- Constant flashing
- SOS signal
- Constant ON/OFF

Other specifications

- Solas approved
- Type UML
- Automatic, flashing LED
- Can easily be attached to "Oral tube"

Art.no	Description
20.427.031	SOLAS Light

SOLAS LIGHT DANIAMANT W4A

- Type Daniamant Dan W4A
- Automatic, flashing LED
- SOLAS Approved



Art.no	Description
20.427.044	Solas light Daniamant

BESTO DECLINE



Polyester decline for on-deck mounting. A lifeline is easily attached to the decline for save movement on deck.

- Provided with two loops
- Breaking load of 2000kg
- Polyester 25mm

Art.no	Length m
20.423.006	6
20.423.008	8
20.423.010	10
20.423.012	12

BESTO ELASTIC LIFE LINE



Elastic life line with 2 double action hooks.

- According to ISO12401, Class 1-2
- Breaking power maximum 2000kg
- With "Overload Indicator" according ISAF Racing Rules



Art.no	Description
20.613.001	Elastic life line

BESTO LIFELINE



- With stainless steel hooks
- According to ISO 12401
- Breaking load maximum 2000 kg



Art.no	Description
20.613.002	2 hooks
20.613.003	3 hooks

BESTO LIFE LINES WITH DOUBLE ACTION HOOK



- Equipped with double action hooks
- According to ISO 12401
- Break strength maximum 2000kg
- With "Overload Indicator" according ISAF Racing Rules



Art.no	Description
20.613.021	1 hook and 1 loop
20.613.022	2 hooks
20.613.023	3 hooks

ELASTIC SAFETY LINE TYPE "ECO"

- Stretches from 1-2 m and is equipped with stainless carbine hooks
- Breaking load 2000kg
- Package 6 pcs
- NOT ISO approved



Art.no	Description
20.614.000	Elastic safety line

BESTO RESCUE SYSTEM



Wipe Clean railingbag with floating rescue loop for man-over-board manoeuvres. Floating line of 40m and loops for railing-mounting.

- Size 48cm x 32cm x 15cm
- Buoyancy 50N



Art.no	Colour
92.402.247	silver grey
92.402.248	yellow
92.402.249	white

COASTGUARD SAFETY LINE



- Lifeline in Stainless Steel container with railing-connector
- Length 30m
- Floats



Art.no	Description
20.140.000	Coastguard safety line

AUTOMATIC RESCUE HARNESS SET



Inflatable Man Overboard Rescue Harness Set.

- Automatically inflates when thrown in the water
- Included 30m line
- In heavy duty protective wipe clean bag with loops for railing connection
- With lifting brackets (construction) to lift a person out of the water



Art.no	Description
20.140.108	Automatic Rescue Harness Set

Art.no	Type	Buoyancy	Content	Suitable for
20.427.014	Auto Set HR	100N	24g	Junior

BESTO SAFETY KIT



- White nylon cover with rail connection
- Set containing; horseshoe buoy, throwing line of 30m and solas lifebuoy light
- Buoyancy 120N

Art.no	Description
20.121.181	Besto Safety Kit

SAFETY KIT



- Plastic bag with railing mounting
- Equipped with horseshoe buoy with throwing line of 30m
- Incl. lifebuoy light with CE and Solas
- Buoyancy 120N

Art.no	Description
20.121.180	Safety kit

SAFETYLINE HOLDER



- Stainless steel bracket with marine grade plastic connector
- For 25mm tube

Art.no	Description
20.140.500	Safetyline holder

LIFELINE



- Linediameter 8mm
- Length 30m
- With rubber grapping

Art.no	Description
20.121.000	lifeline

PVC RING ORANGE



- For floating throwing lines

Art.no	Description	Dim. cm
20.121.050	Throwing ring	18 x 11

LIFEBUOYS (BESTO-BUOY)



- The buoy for leisure and shipping industry
- Provided with a Weather and wind resistant Polyethylene exterior
- Signal orange
- High quality rotated buoy manufactured of durable
- 4 strong grab lines
- The 20.110.100, 20.110.200 and 20.110.300 have extra reflective strips and through them. The reflective strips are recessed to prevent damage. The 20.110.200, 4.5 kg is specially intended in combination (for activation) with a light & smoke signal. These are certified under the most recent IMO and SOLAS Standards and Carry the wheel mark approval according the EC Directive 96/98 on Marine Equipment.

Art.no	Type	Ø cm	Weight kg	Solas
20.110.301	Lifebuoy without reflection	60	2,5	no
20.110.101	Lifebuoy without reflection	75	2,5	no
20.110.300	Lifebuoy with reflection	60	2,5	yes
20.110.100	Lifebuoy with reflection	75	2,5	yes
20.110.200	Lifebuoy with reflection	75	4,5	yes



Art.no	Description
20.122.000	Ø 6mm x 30m line in container for buoy 75cm
20.122.001	Ø 6mm x 20m line in container for buoy 60cm
20.122.003	Ø 8mm x 30m line container conform LSA Code
20.810.387	Floating line non-kinking 30m with clips

LIFEBUOYS




- Polyester covered with PVC
- With safety line

Art.no	Type	Colour	Dim. cm	Buoyancy
20.101.005	Orca	red	57 x 34	130N
20.101.006	Corolla	red	65 x 40	180N
20.101.007	Orca	blue	57 x 34	130N
20.101.008	Corolla	blue	65 x 40	180N



LIFEBUOYS PVC

Ideal thick-walled PVC air filled lifebuoy for water sports. The buoy is heavy enough to be able to throw well without the wind getting too much barrel on it but also soft enough not to damage the drowning man.



Art.no	Type	Material	Colour	Colour rope	Colour strips	Ø Outside mm	Ø Inside mm	Buoyancy
20.107.011	Lifebuoy	PVC	orange	orange	-	600	400	110N
20.107.012	Lifebuoy	PVC	white	white	-	600	400	110N
20.107.013	Lifebuoy	PVC	orange	orange	white	600	400	110N
20.107.014	Lifebuoy	PVC	white	white	red	600	400	110N

HORSESHOE LIFEBOUY SET WIPE CLEAN



Horseshoe buoy with a strong wipe clean cover. Filling is a soft foam with closed cell. Complete set consisting of 100N horseshoe buoy, life buoy flashing light, stainless steel bracket with double plastic clamp for the light.



Art.no	Colour	Buoyancy
20.102.003	orange	100N
20.102.004	yellow	100N
20.102.005	white	100N

HORSESHOE LIFEBOUY



Horseshoe buoy with a strong wipe clean cover. Filling is a soft foam with closed cell. All around there is a grab line with plastic snap hook and ring.

- Dimensions 55cm x 50cm x 8cm



Art.no	Colour	Buoyancy
20.107.003	yellow	100N
20.107.004	orange	100N
20.107.005	white	100N

LIFEBUOY BRACKET

Stainless steel bracket for horseshoe buoys. Excl. reflector.



Art.no	Description
20.140.200	Lifebuoy bracket

HORSESHOE BUOY BRACKET



Stainless steel bracket for round (horseshoe) buoy. Incl. connector. For tube Ø 25mm.



Art.no	Description
20.140.300	Horseshoe buoy bracket

RAILING CONNECTOR

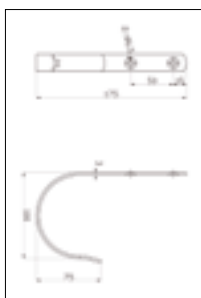


For 20.140.200, 20.140.300, 20.140.500.



Art.no	Description
79.128.830	single for tube 25mm
79.128.710	single for tube 30mm
79.128.720	single for tube 32mm

LIFEBUOY BRACKET



- Stainless steel bracket
- For buoys till 700 x 440mm
- Per pair



Art.no	Description
20.124.000	Lifebuoy bracket

SAFETY BUOY STROBE LIGHT VEGA



Strobelight with shock-resistant plastic housing. Automatically switches on when the light floats in an upright position.

- White and brilliant light with 3 candelas brightness
- 4 batteries 1, 5V type D (not included)

Art.no	Description
22.202.010	Safety buoy strobe light Vega


BRACKET FOR SAFETY LIGHT



Bracket for safety buoy strobe light, such as the Vega 22.202.010

Art.no	Description
22.203.100	Bracket for safety light


BRACKET FOR STROBE LIGHT



Stainless steel bracket with connector for railing Ø 25mm.

Art.no	Description
22.204.000	Lifebuoy light bracket

SOFTWOOD SAFETY PLUGS



Different sizes for plugging hull or skin fitting 8mm to 38 mm. Package 10 pcs.

Contents

A mm	B mm	C mm	Number
6	10	40	2
9	15	50	2
14	22	60	2
18	30	70	1
22	35	80	1
28	38	100	1
34	46	120	1

Art.no	Description
20.142.000	Safety plugs

DRAIN PLUGS



Wooden set of drain plugs 5mm to 32mm.

Set of 10 pieces.

Contents

A mm	B mm	C mm	Number
5	11	40	2
8	15	45	2
7	15	50	2
14	22	60	1
18	27	70	1
23	32	80	1
27	38	100	1

Art.no	Description
20.142.010	Drain plugs

MINI COMPACT ELECTRIC HORN



The Mini Compact Electric Horn has a totally sealed sound unit with lower frequency sound that is better audible. with type 304 stainless steel cover, diaphragm and mounting bracket included.

Art.no	Type	Volt	L x W x H mm	dB (A) (1m)	Hz	Amp.
19.310.004	single	12	76 x 83 x 45	106	430±20	3
19.310.002	double	12	76 x 203 x 45	109	490±20 / 430±20	6

DROP-IN "H" HORN



Drop-in horn including Black and White Grills. Easy installation from the outside.



Art.no	Volt	L x W x H mm	dB (A) (1m)	Hz	A
19.310.006	12	51 x 86 x 83	107	370±20	4

COMPACT SINGLE HORN MINIBLAST



The Compact Signal Horn features a long-lasting, non-corrosive ASA plastic cover and a sealed sound unit with stainless steel diaphragm. Same mounting pattern as the 19.310.004

Art.no	Colour	Volt	L x W x H mm	dB (A) (1m)	Hz	Amp.
19.310.008	white	12	111 x 86 x 51	106	430±20	3
14.513.200	black	12	111 x 86 x 51	106	430±20	3

new DROP-IN HORN



Compact drop-in horn including black and white cover. Easy installation.

Art.no	Man. no	Volt	L mm	B mm	H mm	dB (A)	Hz	A
19.031.010	11478-7	12	94,5	128	70	110	430+/-10	3

SIGNALHORN SINGLE



Single electromagnetic horn with stainless steel trumpet, bracket and membrane. New support design with integrated cable. Complete with fixing hardware.



Art.no	Type	Volt	L x W mm	dB (A) (1m)	Hz	Amp.
19.309.980	single	12	470 x 97	119	340	6
19.309.981	single	24	470 x 97	119	340	3



Art.no	Type	Volt	L x W mm	dB (A) (1m)	Hz	Amp.
19.309.982	single	12	400 x 97	119	370	6
19.309.983	single	24	400 x 97	119	370	3

SIGNALHORN DOUBLE



Double electromagnetic horn with stainless steel trumpet, bracket and membrane. New support design with integrated cable. Complete with fixing hardware.



Art.no	Type	Volt	L x W mm	dB (A) (1m)	Hz	Amp.
19.309.984	double	12	400/470 x 97	122	370/340	12
19.309.985	double	24	400/470 x 97	122	370/340	6

SIGNAL HORN WITH COMPRESSOR



Single air horn for boats, entirely manufactured of non-corrosive materials. High quality chromed brass trumpet, complete with compressor, fixing hardware and relay.



Art.no	Type	Volt	L x W mm	dB (A) (1m)	Hz	Amp.
19.309.990	single with compressor	12	500 x 117	117	228	20
19.309.991	single with compressor	24	500 x 117	117	228	11

BUILT IN AIR HORN



Enclosure type electropneumatic horn for boats. A great innovation is the integrated compressor with horn, enabling immediate sound output when pressing the push button. No air hosing is therefore required. ASA grille and steel bracket. Typically marine low tone and extraordinary powerful sound. Rapid enclosure type installation. Suitable for commercial boats, ferries, yachts under 12 meters, sea dredges and rubber dinghies.



Art.no	Volt	L x W x H mm	dB (A) (1m)	Hz	Amp.
19.309.995	12	202 x 156 x 134	120	300	20
19.309.996	24	202 x 156 x 134	120	300	11

SIGNAL HORN



- Plastic streamlined housing



Art.no	Volt	L x W x H mm	dB (A) (1m)	Hz	A
19.310.000	12	141 x 98 x 99	108	400	5

COMPACT ELECTRICAL HORN



Compact electric horn with stainless steel cap and plastic bottom. Comes with mounting bracket with vibration absorption rubber.

Art.no	Volt	L x W x H mm	dB (A) (1m)	Hz	A
19.310.001	12	99 x 83 x 51	110±5	440±20	2


SIGNAL HORN



Stainless steel, available in single and double.

Art.no	Type	Volt	L x W mm	dB (A) (1m)	Hz	Amp.
19.370.001	single	12	400,0 x 102	115±5	380±20	2,5
19.370.002	double	12	463,5 x 102	105/115±5	330±15	4,5

AIR HORN



Solid brass chrome plated horn with compressor. Delivery including compressor, air hose and mounting accessories.

Art.no	Type	Volt	L x W mm	dB (A) (1m)	Hz	Amp.
19.360.112	single	12	432 x 95	120	315±15	14.5

AIR SIGNAL HORN ECO



This air horn is filled with the gas allowed by the European Union (HFO-1234ze). This gas is not harmful to the environment. This type of gas not inflammable.

Art.no	Length mm	dB (A) (2m)	Hz
19.211.002	190	116	400
19.211.003	Replacement		

FOG HORNS



Fog horn trumpet equipped with plastic vibration plates.

Art.no	Description
19.101.050	Fog horn Trumpet

FOG HORN POLISHED



- Compact strong fog horn
- Easy to store by its small size
- Equipped with mounting loop for cord
- Length 175mm

Art.no	Description
19.101.051	Fog horn Stainless Steel

PLASTIC FOG HORN




Plastic fog horn equipped with cord for easy storage.

- Length 300mm

Art.no	Description
19.101.052	Red Plastic Fog Horn

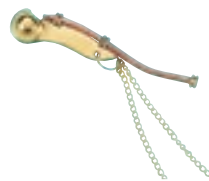
FOGHORNS



- Plastic.
- Length 420 mm

Art.no	Package pcs
19.101.000	8

BOSUN'S WHISTLE



Brass with chain.

Art.no
19.100.000

BOSUN'S CHAIR

For yachts. With tool bags.

- Size 40cm x 30cm



Art.no	Description
24.412.000	Bosun's chair

HARNAS CORAX



Versatile and adjustable harness. Easy to use and comfortable to wear. The belt is equipped with two adjustable buckles, so the harness and the equipment loops always remain in the optimal position. Adjustable leg straps provide easy and comfortable adjustment for body shapes and clothing. Equipped with 2 equipment loops at the front and 2 on the back. The special "frame" technology ensures a good weight distribution between the belt and leg straps. The pressure points are provided with a soft fabric for comfort.

- Material(s) high-strength polyester webbing, closed-cell foam, polyester
- Certification(s) CE EN 12277 type C, UIAA

Art.no	Size	Belt	Leg straps	Weight
24.413.001	1	65 - 96cm	48,5 - 59,0cm	490g
24.413.002	2	76 - 107cm	54,0 - 67,0cm	540g

RADAR REFLECTOR TYPE M2



- Ø 50mm
- Length 585mm
- Weight 475g
- Cross section 2m²
- With deck plate



Art.no	Description
21.653.000	Radar reflector type M2 white
21.653.001	Radar reflector type M2 black

RADAR REFLECTOR TYPE M3



- Ø 100mm
- Length 380mm
- Weight 775g
- Cross section 3m²
- With deck plate



Art.no	Colour
21.653.007	Black
21.653.008	White

RADAR REFLECTOR S-TYPES



- For sailing yachts



Art.no	Maat / Reflection Type	Reflection area m ²	Ø mm	L mm	Weight g	Type
21.653.002	S2	2	50	570	380	With lifting eyes
21.653.003	S4	4	100	590	880	With lifting eyes

RADAR REFLECTORS



- Anodized aluminium
- Foldable



Art.no	Description
21.650.000	Radar reflectors 30cm
21.650.001	Radar reflectors 34cm

ANCHOR BALL



- Black nylon
- Foldable
- Diameter Ø 35cm
- Approved for yachts



Art.no	Description
24.202.001	Anchor ball black 35cm

SIGNAL CONE



- Black plastic
- Foldable
- Length 47cm



Art.no	Description
24.202.005	Signal cone black 47cm

TALAMEX FLAGS



All our flags are made of 100% spunpolyester. High tensile and tear-resistant and the substance is therefore particularly suitable for ships flags.

The flags until size 100cm x 150cm are packed in a blister. From 100cm x 150cm up they are packed in a polybag with inlay.

DUTCH FLAGS



Art.no	Dim. cm	Pcs
27.102.020	20 x 30	5
27.102.030	30 x 45	5
27.102.040	40 x 60	5
27.102.050	50 x 75	5
27.102.070	70 x 100	1
27.102.080	80 x 120	1
27.102.100	100 x 150	1
27.102.120	120 x 180	1
27.102.150	150 x 225	1
27.102.200	200 x 300	1
27.102.225	225 x 350	1


DUTCH FLAG CLASSIC



• Red / white / dark blue

Art.no	Dim. cm	Pcs
27.103.020	20 x 30	5
27.103.030	30 x 45	5
27.103.040	40 x 60	5
27.103.050	50 x 75	5
27.103.070	70 x 100	1
27.103.080	80 x 120	1
27.103.100	100 x 150	1
27.103.120	120 x 180	1
27.103.150	150 x 225	1
27.103.200	200 x 300	1
27.103.225	225 x 350	1

DUTCH TRIANGLE PENNANT



Art.no	Dim. cm	Pcs
27.104.020	20 x 30	1
27.104.025	30 x 45	1
27.104.040	40 x 60	1

DUTCH SQUARE PENNANT



Art.no	Dim. cm	Pcs
27.105.020	20 x 30	1
27.105.030	30 x 45	1
27.105.040	40 x 60	1
27.105.050	50 x 75	1

DUTCH PENNANT LONG



• With wooden pennant stick

Art.no	Dim. cm
27.106.250	250 x 25
27.106.350	350 x 30

ORANGE PENNANT



• With wooden pennant stick.

Art.no	Dim. cm
27.108.180	180 x 25
27.108.275	275 x 25
27.108.400	400 x 25

PENNANT



- Blue with Dutch corner and fringe
- For merchant marine



Art.no	Dim. cm
27.518.100	100
27.518.150	150
27.518.200	200
27.518.300	300

PENNANT



- Red with Dutch corner and fringe
- Pleasure craft



Art.no	Dim. cm
27.520.100	100
27.520.150	150
27.520.200	200
27.520.300	300

FLAG HOLDER

- For pennant
- Length 50cm
- Suitable for pin dia. 12mm



Art.no	Description
27.518.001	Flag holder

FRISIAN FLAGS



Art.no	Dim. cm
27.201.020	20 x 30
27.201.030	30 x 45
27.201.040	40 x 60
27.201.050	50 x 75
27.201.070	70 x 100
27.201.100	100 x 150
27.201.120	120 x 180
27.201.150	150 x 225
27.201.200	200 x 300

FRISIAN PENNANT



- With wooden pennant stick



Art.no	Dim. cm
27.202.350	300 x 25
27.202.450	400 x 30

FRISIAN TRIANGLE PENNANT




Art.no	Dim. cm
27.203.020	20 x 30
27.203.030	30 x 45

PROVINCIAL FLAG GRONINGEN



Art.no	Dim. cm
27.204.020	20 x 30
27.204.030	30 x 45

PROVINCIAL FLAG DRENTHE



Art.no	Dim. cm
27.205.020	20 x 30
27.205.030	30 x 45

PROVINCIAL FLAG OVERIJSEL



Art.no	Dim. cm
27.206.020	20 x 30
27.206.030	30 x 45

PROVINCIAL FLAG GELDERLAND



Art.no	Dim. cm
27.207.020	20 x 30
27.207.030	30 x 45

PROVINCIAL FLAG UTRECHT



Art.no	Dim. cm
27.208.020	20 x 30
27.208.030	30 x 45

PROVINCIAL FLAG NORTH-HOLLAND



Art.no	Dim. cm
27.209.020	20 x 30
27.209.030	30 x 45

PROVINCIAL FLAG SOUTH-HOLLAND



Art.no	Dim. cm
27.210.020	20 x 30
27.210.030	30 x 45

PROVINCIAL FLAG NORTH-BRABANT



Art.no	Dim. cm
27.211.020	20 x 30
27.211.030	30 x 45

PROVINCIAL FLAG ZEELAND



Art.no	Dim. cm
27.212.020	20 x 30
27.212.030	30 x 45
27.212.040	40 x 60
27.212.050	50 x 75
27.212.070	70 x 100
27.212.100	100 x 150
27.212.120	120 x 180
27.212.150	150 x 225
27.212.200	200 x 300

PROVINCIAL FLAG LIMBURG



Art.no	Dim. cm
27.213.020	20 x 30
27.213.030	30 x 45

PROVINCIAL FLAG FLEVOLAND



Art.no	Dim. cm
27.301.020	20 x 30
27.301.030	30 x 45

GERMAN FLAG



Art.no	Dim. cm
27.307.020	20 x 30
27.307.030	30 x 45
27.307.040	40 x 60
27.307.050	50 x 75
27.307.060	60 x 90
27.307.070	70 x 100
27.307.100	100 x 150

BERLIN



Art.no	Dim. cm
27.370.020	20 x 30
27.370.030	30 x 45
27.370.040	40 x 60

HAMBURG



Art.no	Dim. cm
27.374.020	20 x 30
27.374.030	30 x 45
27.374.040	40 x 60
27.374.050	50 x 75

BREMEN



Art.no	Dim. cm
27.390.020	20 x 30
27.390.030	30 x 45

8 TALAMEX FLAGS

NIEDERSACHSEN



Art.no	Dim. cm
27.378.020	20 x 30
27.378.030	30 x 45
27.378.040	40 x 60
27.378.050	50 x 75
27.378.060	60 x 90
27.378.070	70 x 100

BRANDENBURG



Art.no	Dim. cm
27.389.020	20 x 30
27.389.030	30 x 45
27.389.040	40 x 60
27.389.050	50 x 75
27.389.060	60 x 90

MECKLENBURG/VORPOMMERN



Art.no	Dim. cm
27.393.020	20 x 30
27.393.030	30 x 45
27.393.040	40 x 60
27.393.050	50 x 75
27.393.060	60 x 90

BAVARIA



Art.no	Dim. cm
27.395.020	20 x 30
27.395.030	30 x 45

HESSEN



Art.no	Dim. cm
27.391.020	20 x 30
27.391.030	30 x 45

BADEN-WÜRTTEMBERG



Art.no	Dim. cm
27.396.020	20 x 30
27.396.030	30 x 45

NORTH RHEIN WESTFALEN



Art.no	Dim. cm
27.397.020	20 x 30
27.397.030	30 x 45

RHEINLAND-PFALZ



Art.no	Dim. cm
27.392.020	20 x 30
27.392.030	30 x 45

SAARLAND



Art.no	Dim. cm
27.398.020	20 x 30
27.398.030	30 x 45

SACHSEN



Art.no	Dim. cm
27.399.020	20 x 30
27.399.030	30 x 45
27.399.040	40 x 60

SACHSEN-ANHALT



Art.no	Dim. cm
27.400.020	20 x 30
27.400.030	30 x 45

SCHLESWIG-HOLSTEIN



Art.no	Dim. cm
27.401.020	20 x 30
27.401.030	30 x 45

THÜRINGEN



Art.no	Dim. cm
27.402.120	20 x 30
27.402.130	30 x 45

EUROPEAN FLAG



Art.no	Dim. cm
27.332.020	20 x 30
27.332.030	30 x 45
27.332.040	40 x 60
27.332.050	50 x 75
27.332.070	70 x 100

EUROPEAN FLAG (WITH SMALL DUTCH FLAG)



Art.no	Dim. cm
27.332.120	20 x 30
27.332.130	30 x 45
27.332.140	40 x 60
27.332.150	50 x 75
27.332.170	70 x 100
27.332.000	100 x 150

EUROPEAN FLAG (WITH SMALL BELGIAN FLAG)



Art.no	Dim. cm
27.332.220	20 x 30
27.332.230	30 x 45
27.332.240	40 x 60
27.332.250	50 x 75
27.332.270	70 x 100

EUROPEAN FLAG (WITH SMALL GERMAN FLAG)



Art.no	Dim. cm
27.332.320	20 x 30
27.332.330	30 x 45
27.332.340	40 x 60
27.332.350	50 x 75
27.332.260	60 x 90
27.332.370	70 x 100
27.332.300	100 x 150

BELGIUM



Art.no	Dim. cm
27.303.020	20 x 30
27.303.030	30 x 45
27.303.040	40 x 60
27.303.050	50 x 75
27.303.070	70 x 100
27.303.100	100 x 150

BELGIUM WITH CROWN




Art.no	Dim. cm
27.303.120	20 x 30
27.303.130	30 x 45
27.303.140	40 x 60

FLANDRES



Art.no	Dim. cm
27.304.020	20 x 30
27.304.030	30 x 45
27.304.040	40 x 60

DENMARK



Art.no	Dim. cm
27.306.020	20 x 30
27.306.030	30 x 45
27.306.040	40 x 60
27.306.050	50 x 75
27.306.070	70 x 100

FRANCE



Art.no	Dim. cm
27.309.020	20 x 30
27.309.030	30 x 45
27.309.040	40 x 60
27.309.050	50 x 75
27.309.070	70 x 100
27.309.100	100 x 150

GREECE



Art.no	Dim. cm
27.310.020	20 x 30
27.310.030	30 x 45

UNION JACK



Art.no	Dim. cm
27.311.020	20 x 30
27.311.030	30 x 45

ENGLAND



Art.no	Dim. cm
27.312.020	20 x 30
27.312.030	30 x 45
27.312.040	40 x 60
27.312.050	50 x 75
27.312.070	70 x 100
27.312.100	100 x 150

IRELAND



Art.no	Dim. cm
27.314.020	20 x 30
27.314.030	30 x 45
27.314.040	40 x 60
27.314.050	50 x 75
27.314.070	70 x 100

SCOTLAND



Art.no	Dim. cm
27.366.020	20 x 30
27.366.030	30 x 45

ITALY



Art.no	Dim. cm
27.317.020	20 x 30
27.317.030	30 x 45

CYPRUS



Art.no	Dim. cm
27.368.020	20 x 30
27.368.030	30 x 45

CORSICA



Art.no	Dim. cm
27.369.020	20 x 30
27.369.030	30 x 45

FINLAND



Art.no	Dim. cm
27.371.020	20 x 30
27.371.030	30 x 45
27.371.040	40 x 60
27.371.050	50 x 75
27.371.070	70 x 100

ÅLAND



Art.no	Dim. cm
27.375.020	20 x 30

NORWAY



Art.no	Dim. cm
27.322.020	20 x 30
27.322.030	30 x 45

SPAIN



Art.no	Dim. cm
27.327.020	20 x 30
27.327.030	30 x 45

PORTUGAL



Art.no	Dim. cm
27.365.020	20 x 30
27.365.030	30 x 45
27.365.050	50 x 75
27.365.070	70 x 100
27.365.100	100 x 150

BALEARIC ISLANDS



Art.no	Dim. cm
27.367.020	20 x 30
27.367.030	30 x 45

SWEDEN



Art.no	Dim. cm
27.333.020	20 x 30
27.333.030	30 x 45
27.333.040	40 x 60
27.333.050	50 x 75
27.333.070	70 x 100

SWITZERLAND



Art.no	Dim. cm
27.334.020	20 x 30
27.334.030	30 x 45

AUSTRIA



Art.no	Dim. cm
27.335.020	20 x 30
27.335.030	30 x 45
27.335.040	40 x 60
27.335.050	50 x 75
27.335.070	70 x 100

POLAND



Art.no	Dim. cm
27.337.020	20 x 30
27.337.030	30 x 45

HONGARY



Art.no	Dim. cm
27.336.020	20 x 30
27.336.030	30 x 45
27.336.040	40 x 60
27.336.050	50 x 75
27.336.070	70 x 100

LIECHTENSTEIN



Art.no	Dim. cm
27.394.020	20 x 30
27.394.030	30 x 45

8 TALAMEX FLAGS

SLOVENIA



Art.no	Dim. cm
27.338.020	20 x 30
27.338.030	30 x 45
27.338.040	40 x 60
27.338.050	50 x 75
27.338.070	70 x 100

LUXEMBURG



Art.no	Dim. cm
27.339.020	20 x 30
27.339.030	30 x 45
27.339.050	50 x 75
27.339.070	70 x 100
27.339.100	100 x 150

SLOVAKIA



Art.no	Dim. cm
27.341.020	20 x 30
27.341.030	30 x 45

CZECH REPUBLIC



Art.no	Dim. cm
27.342.020	20 x 30
27.342.030	30 x 45

CROATIA



Art.no	Dim. cm
27.343.020	20 x 30
27.343.030	30 x 45
27.343.040	40 x 60
27.343.050	50 x 75
27.343.070	70 x 100

ESTONIA



Art.no	Dim. cm
27.372.020	20 x 30
27.372.030	30 x 45

RUSSIA



Art.no	Dim. cm
27.373.020	20 x 30
27.373.030	30 x 45

TURKEY



Art.no	Dim. cm
27.340.020	20 x 30
27.340.030	30 x 45

USA




Art.no	Dim. cm
27.329.020	20 x 30
27.329.030	30 x 45
27.329.040	40 x 60
27.329.050	50 x 75
27.329.070	70 x 100
27.329.100	100 x 150

SIGNAL FLAGS SIZE 30 X 36CM



Signal flag A


- International code: Alfa
- English code: Alfred
- Meaning: I have a diver down; keep well clear at slow speed
- Racing: No more racing



Art.no	Description
27.503.301	Letter A

Signal flag B

- International code: Bravo
- English code: Benjamin
- Meaning: I am taking in, or discharging, or carrying dangerous goods.



Art.no	Description
27.503.302	Letter B

Signal flag C

- International code: Charlie
- English code: Charles
- Meaning: Yes (conf.).
- Racing: Change of course



Art.no	Description
27.503.303	Letter C

Signal flag D

- International code: Delta
- English code: David
- Meaning: Keep clear of me; I am manoeuvring with difficulty.




Art.no	Description
27.503.304	Letter D



Signal flag E

- International code: Echo
- English code: Edward
- Meaning: I am altering my course to starboard.


Art.no	Description
27.503.305	Letter E



Signal flag I

- International code: India
- English code: Isaac
- Meaning: I am altering my course to port.
- Racing: Round the ends

Art.no	Description
27.503.309	Letter I



Signal flag F

- International code: Foxtrot
- English code: Frederick
- Meaning: I am disabled, communicate with me.

Art.no	Description
27.503.306	Letter F



Signal flag J

- International code: Juliett
- English code: Jack
- Meaning: I am on fire and have dangerous cargo on board; keep well clear of me.

Art.no	Description
27.503.310	Letter J



Signal flag G

- International code: Golf
- English code: George
- Meaning: I require a pilot.


Art.no	Description
27.503.307	Letter G



Signal flag K

- International code: Kilo
- English code: King
- Meaning: I wish to communicate with you.

Art.no	Description
27.503.311	Letter K



Signal flag H

- International code: Hotel
- English code: Harry
- Meaning: I have a pilot on board.

Art.no	Description
27.503.308	Letter H



Signal flag L

- International code: Lima
- English code: London
- Meaning: You should stop your vessel instantly.
- Racing: Come within hail

Art.no	Description
27.503.312	Letter L

Signal flag M

- International code: Mike
- English code: Mary
- Meaning: My vessel is stopped and making no way through the water.
- Racing: Mark missing



Art.no	Description
27.503.313	Letter M

Signal flag N

- International code: November
- English code: Nellie
- Meaning: No (negative).
- Racing: Abandon race



Art.no	Description
27.503.314	Letter N

Signal flag O

- International code: Oscar
- English code: Oliver
- Meaning: Man overboard.



Art.no	Description
27.503.315	Letter O

Signal flag P


- International code: Papa
- English code: Peter
- Meaning:
 - In harbour: All persons should report on board.
 - At sea: My nets have come fast upon an obstruction.
- Racing: Preparatory



Art.no	Description
27.503.316	Letter P

Signal flag Q

- International code: Quebec
- English code: Queen
- Meaning: My vessel is healthy and I request free pratique.



Art.no	Description
27.503.317	Letter Q

Signal flag R

- International code: Romeo
- English code: Robert
- Meaning: I have received your signal.



Art.no	Description
27.503.318	Letter R

Signal flag S


- International code: Sierra
- English code: Samuel
- Meaning: My engines are going astern.




Art.no	Description
27.503.319	Letter S

Signal flag T

- International code: Tango
- English code: Tommy
- Meaning: Keep clear of me; I am engaging in pair trawling.



Art.no	Description
27.503.320	Letter T

**Signal flag U**

- International code: Uniform
- English code: Uncle
- Meaning: You are running into danger.

Art.no	Description
27.503.321	Letter U

**Signal flag V**

- International code: Victor
- English code: Victor
- Meaning: I require assistance.

Art.no	Description
27.503.322	Letter V

**Signal flag W**

- International code: Whiskey
- English code: William
- Meaning: I require medical assistance.

Art.no	Description
27.503.323	Letter W

**Signal flag X**

- International code: X-ray
- English code: X-ray
- Meaning: Stop carrying out your intentions and watch for my signals.
- Racing: Individual recall

Art.no	Description
27.503.324	Letter X

**Signal flag Y**


- International code: Yankee
- English code: Yellow
- Meaning: I am dragging my anchor.

Art.no	Description
27.503.325	Letter Y

**Signal flag Z**

- International code: Zulu
- English code: Zebra
- Meaning: I require a tug.

Art.no	Description
27.503.326	Letter Z

**3rd pennant**

Art.no	Description
27.503.603	3rd pennant 32 x 48cm

SIGNAL FLAGS NUMBERS SIZE 25 X 88CM 



Signal flag nr. 0

Art.no	Description
27.503.400	Nr. 0



Signal flag nr. 1

Art.no	Description
27.503.401	Nr. 1



Signal flag nr. 2

Art.no	Description
27.503.402	Nr. 2



Signal flag nr. 3

Art.no	Description
27.503.403	Nr. 3



Signal flag nr. 4

Art.no	Description
27.503.404	Nr. 4



Signal flag nr. 5

Art.no	Description
27.503.405	Nr. 5



Signal flag nr. 6

Art.no	Description
27.503.406	Nr. 6



Signal flag nr. 7

Art.no	Description
27.503.407	Nr. 7



Signal flag nr. 8


Art.no	Description
27.503.408	Nr. 8



Signal flag nr. 9

Art.no	Description
27.503.409	Nr. 9

BODENSEE EMERGENCY FLAG



Art.no	Dim. cm
27.404.060	60 x 60

TOWING FLAG



Art.no	Dim. cm
27.402.020	20 x 30
27.402.030	30 x 45
27.402.040	40 x 60

COLOURED FLAGS




Art.no	Colour	Dim. cm
27.410.070	red	70 x 100
27.413.070	yellow	70 x 100

FLAG RED/WHITE



Art.no	Colour	Dim. cm
27.421.070	red-white	70 x 100

CUSTOMS FLAG



Art.no	Colour	Dim. cm
27.429.000	green	75 x 150 x 20

PROTEST FLAG



Art.no	Dim. cm
27.505.000	20 x 30

DECORATION FLAGS



- Length 12m

Art.no	Description
27.601.000	Coloured flags 18 x 36cm



- Length 12m

Art.no	Description
27.601.001	International flags 18 x 36cm.

NOVELTY FLAGS



Art.no	Description	Dim. cm
27.605.001	Drinks	30 x 45



Art.no	Description	Dim. cm
27.605.002	Coffee	30 x 45



Art.no	Description	Dim. cm
27.605.006	Cocktail	30 x 45



Art.no	Description	Dim. cm
27.605.007	Pirate	20 x 30
27.605.008	Pirate	30 x 45



Art.no	Description	Dim. cm
27.605.010	Witch	30 x 45

FLAG WEIGHT - THROWING WEIGHT



To be used as weight at the bottom of a freely hanging flag or throwing weight at the end of a throwing line.

- Diameter Ø 90mm
- Weight 360g
- Ø Eye 10mm



Art.no	Colour
27.500.901	white
27.500.902	blue
27.500.903	black
27.500.904	silver
27.500.905	orange
27.500.906	yellow

FLAGPOLES



Super quality flagpole. Conics and varnished. Mahogany knob with sheave and cleat.



Art.no	Length m	Ø mm	Pcs
28.114.060	0,60	25	1
28.114.075	0,75	25	1
28.114.100	1,00	25	1
28.114.125	1,25	25	1
28.114.150	1,50	25	1

FLAGPOLES STRAIGHT




Ash wood varnished. Straight conical type. Mahogany wooden knob.



Art.no	Length m	Ø mm	Pcs
28.115.040	0,40	19	5
28.115.050	0,50	19	5
28.115.065	0,60	19	5
28.115.080	0,80	19	5
28.115.100	1,00	25	5
28.115.125	1,25	25	5
28.115.150	1,50	25	5
28.115.200	2,00	30	1
28.115.250	2,50	35	1

8 FLAG POLES

FLAGPOLES CURVED



Ash wood varnished. Curved conical type. Mahogany wooden knob.

Art.no	Length m	Ø mm	Pcs
28.116.065	0,60	19	1
28.116.080	0,80	19	1
28.116.100	1,00	25	1
28.116.125	1,25	25	1
28.116.150	1,50	25	1
28.116.200	2,00	30	1

FLAGPOLES LUXURY KNOB



Ash wood varnished. Curved conical type with luxury turned mahogany wooden knob. Packed individually.

Art.no	Length m	Ø mm	Pcs
28.118.100	1,00	25	1
28.118.125	1,25	25	1
28.118.150	1,50	25	1

FLAG POLES TEAK



Beautifully designed flagpoles of teak wood. The pole is conical and equipped with a teak cleat to attach the flags line. The base of the pole has a stainless steel casing which makes the flagpole always easy to put on and take off.

Art.no	Length m	Ø mm	Pcs
28.117.060	0,60	25	1
28.117.075	0,75	25	1
28.117.090	0,90	25	1
28.117.120	1,25	25	1

FLAG POLES STAINLESS STEEL



Flag poles STAINLESS STEEL 316, conical with foot Ø 25mm. High-quality polished.

Art.no	Length m	Ø mm	Pcs
28.119.062	0,62	25	1
28.119.075	0,75	25	1
28.119.090	0,90	25	1
28.119.120	1,20	25	1

new FLAGPOLE SNAP-LOCK SS



Flagpoles made of polished stainless steel 316 with a conical gradient. These flagpoles with a modern and sporty look are equipped with a snap-lock system that locks the flagpole firmly in the holder. Unlocking is done by means of a push button that remains accessible when the flagpole is locked. The stainless-steel snap-lock flagpole holder has a plastic protective cap and is sold separately.

Art.no	Length m	Ø mm	Pcs
28.119.200	0,61	20	1
28.119.210	0,75	25	1
28.119.211	0,90	25	1
28.119.212	1,20	25	1



Art.no	Hole Ø mm	Pcs
28.119.205	20	1
28.119.215	25	1

FLAGPOLES BRASS CHROME PLATED



Beautifully finished flagpoles for mounting on deck or on a tube as pulpit or flybridge. Both the pole and the base are made of chrome-plated brass. The base for disassembly works with a convenient click system so the pole can easily and quickly be placed and removed. The base for the tube assembly (20-25mm) has a set screw to secure the pole.

Art.no	Mounting	Length mm
28.120.035	deck	350
28.120.050	deck	500
28.120.135	railing	350
28.120.150	railing	500

FLAGPOLE HOLDER RAILING



Flagpole holder railing brass chrome plated for mounting on tube such as pulpit or flybridge. Suited for mounting on tubes 20-25mm.

Art.no	for flagpole Ø
28.120.130	20mm
28.120.131	14mm

MINI CLEATS



- Ideal for flagpoles
- Brass chrome-plated
- Dimensions 61mm x 19mm

Art.no	Pcs
66.101.000	1

FLAGPOLE HOLDER BRASS CHROME PLATED



Brass chrome plated flagpole holder with screw to secure the flagpole.



Art.no	Hole Ø mm
28.307.616	16
28.307.620	20
28.307.625	25

FLAGPOLE HOLDER BRASS

Brass flagpoleholder with screw to secure the flagpole.



Art.no	Hole Ø mm
28.307.716	16
28.307.720	20
28.307.725	25

STAINLESS STEEL FLAG POLE HOLDER



Stainless steel, angled model with stainless steel insert.



Art.no	Hole Ø mm
28.307.125	25

FLAGPOLE HOLDER STAINLESS STEEL



- Stainless steel AISI316
- High-gloss polished




Angled model with screw		Angled model without screw	
Art.no	Hole Ø mm	Art.no	Hole Ø mm
28.305.119	19	28.307.019	19
28.305.125	25	28.307.025	25
28.305.132	32	28.307.032	32

FLAG POLE HOLDER



AISI 316 flag pole holders for sea railing.



Art.no	Description
28.307.525	for rail 25 mm and flagpoles 20-25 mm
28.307.530	for rail 30 mm and flagpoles 20-25 mm

FLAG POLE HOLDERS



Flagpoleholder aluminium, silver anodised, with screw to secure the flagpole. Available in straight and angled version. Package 2 pcs.

Straight model

Art.no	Hole Ø mm
28.310.016	16
28.310.020	20
28.310.025	25



Angled model 10°

Art.no	Hole Ø mm
28.311.016	16
28.311.020	20
28.311.025	25
28.311.030	30



FLAG POLE HOLDER 45°

Stainless steel flagpoleholder with connectors for stern, railing or stanchion mounting. With PVC tube and locking nut.



- Mounting angle 45°
- Suited for flagpole Ø 22mm

Art.no	Description
28.312.000	Flag pole holder 45°

FLAG POLE HOLDER



- With railing connector
- Ø 22mm



Art.no	Description
28.313.000	Flag pole holder

MASTS FOR MOTOR CRAFT



Mahogany/Ashwood. Excluded base. 50mm. With cable canal.



Art.no	Length cm
28.113.100	100
28.113.125	125
28.113.150	150
28.113.175	175

Stainless steel base for mast

Art.no	L mm	W mm	H mm	T mm
28.113.400	158	123	193	3



RAISING THE BAR ON YACHT CRANE PERFORMANCE

Steelhead Marine has been offering specialized yacht cranes based on technological advancements in materials and construction practices inspired by the aerospace industry since 1997.



**HIGH-PERFORMANCE
STRENGTH**



**MULTIPLE MOUNTING
CONFIGURATION OPTIONS**



**WHISPER QUIET
OPERATION**

WD SERIES

600 LBS - 1000 LBS

EASY TO OPERATE

COMPACT DESIGN USES LESS DECK SPACE

EXCEPTIONAL VALUE


ES SERIES

1000 LBS - 2500 LBS

4 FUNCTION HYDRAULICS

LOW PROFILE DESIGN

WIRELESS CONTROLLER



Proudly part of the **Advantec** family of brands

9



Fittings






LEWMAR®

ONE BRAND, ONE SOLUTION

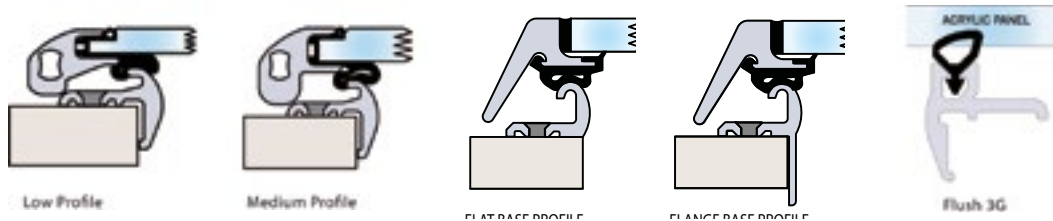
Design, manufacture and distribution of winches, hatches, port lights, glass & glazing, steering systems, bow thrusters, anchoring and windlass products, along with marine hardware.



Glazing Excellence



With the combined experience of our three glazing sites, delivering glass systems from our trusted brands Lewmar, Trend Marine & Taylor Made, Lippert Marine Group Europe are armed with a plethora of high quality designs to fit any aperture or application. From windscreen to roof, door to portlight, we have a solution to fit. Our capabilities with lamination, thermo toughening, chemical toughening, complex shapes and curves are what set us apart. We work with you to bring your designs to life, ensuring a stylish look, with the confidence of function.



Lewmar hatches - quality you can rely on

Lewmar hatches are made of quality materials and are equipped with a unique gasket system, which makes them absolutely watertight. All items are tested and constructed for easy mounting. The hatches can be opened in an angle of 95°, whether you are on or below deck.

Low Profile hatches

The Low profile hatches have soft lines and looks very good. The smaller ventilation hatches are suitable for building-in in small sailing boats. The larger hatches can be fitted on smaller yachts as a foredeck hatch.

Medium Profile hatches

These hatches have thicker acrylate and are therefore stronger. The soft lines and nice design remind of the Low Profile hatches. This hatch is most suitable as a foredeck hatch for large seagoing yachts.

Ocean hatches

The Ocean hatches have a classic styling and robust construction, which gives a perfect protection against the elements. Lewmar Ocean hatches are fitted on thousands of boats all over the world.

Flush 3G hatches

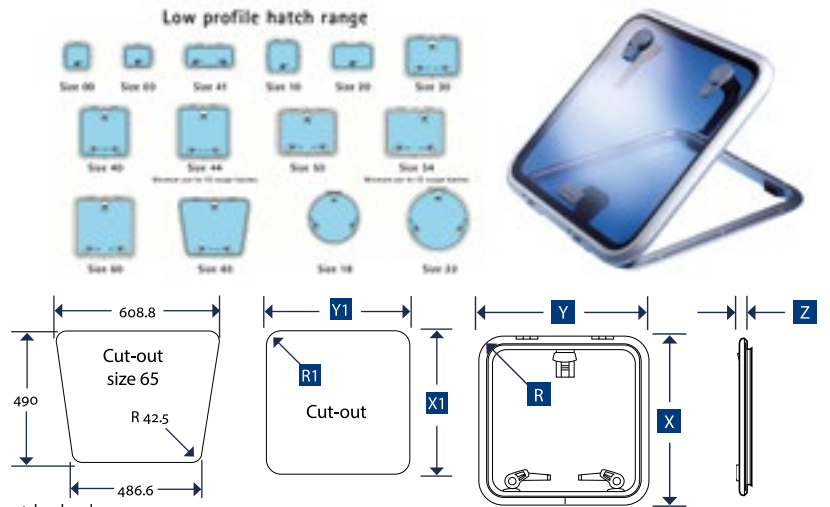
These range hatches have a modern look and can be installed completely flush with the deck provided that the deck construction is suited for it. The flush 3G hatches offer improved manufacturing techniques and a very strong tinted acrylic panel. Fully interchangeable with the flush 2G models.

If you have any questions: www.lewmar.com.

LEWMAR LOW PROFILE HATCHES

The Low Profile Hatch has soft styling and sleek looks, ideal for use on modern sail- and motoryachts. Smaller ventilation hatches are suitable for any deck location on sailboats, while the larger sizes can be used as foredeck hatches on smaller to mid size yachts.

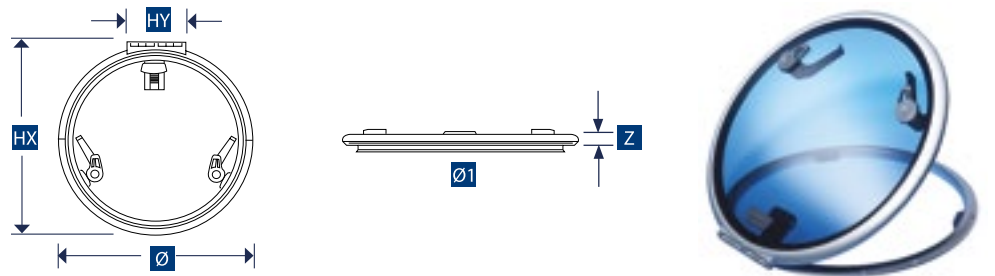
- Low profile hatches open up to 180° (round hatches open to 170°)
- Friction levers hold the lid open in any position up to 95°
- Anodized aluminium frame for corrosion resistance
- Curved upper frame profile for strength as well as modern styling



* Outside handles allow the hatch to be opened from on deck if it is not locked

Art.no	Man. no	Size	X mm	Y mm	Z mm	R mm	X1 mm	Y1 mm	R1 mm
18.422.211	39900030	0	281	281	25	72,5	211	211	42,5
18.422.176	39903030	3	246	301	25	72,5	176	231	42,5
18.422.260	39910030	10	330	330	25	72,5	260	260	42,5
18.422.202	39920030	20	272	417	25	72,5	202	347	42,5
18.422.327	39930030	30*	397	527	25	72,5	327	457	42,5
18.422.421	39940030	40*	491	491	25	72,5	421	421	42,5
18.422.341	39941030	41	246	491	25	72,5	176	421	42,5
18.422.175	39944030	44*	512	512	25	72,5	442	442	42,5
18.422.442	39950030	50*	447	577	25	72,5	377	507	42,5
18.422.377	39954030	54*	462	577	25	72,5	392	507	42,5
18.422.392	39960030	60*	577	577	25	72,5	507	507	42,5
18.422.523	39965030	65*	560	min. 560 max. 675	25	72,5	see drawing	see drawing	42,5

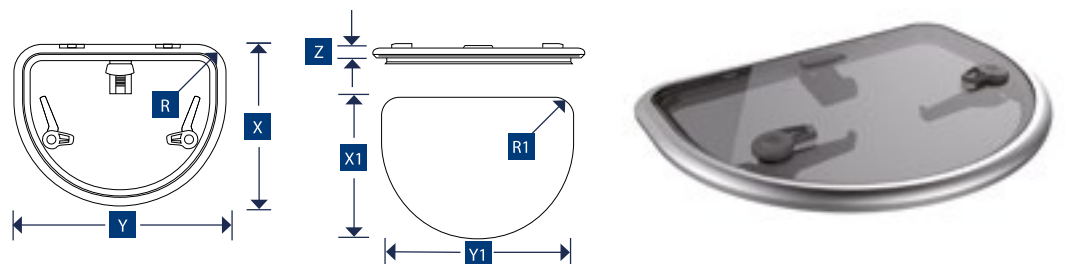
LEWMAR LOW PROFILE ROUND



* Outside handles allow the hatch to be opened from on deck if it is not locked

Art.no	Man. no	Size	Ø mm	Z mm	HX mm	HY mm	Ø 1 mm
18.423.420	39918030	18*	490	25	493	141	420
18.423.518	39951030	22*	588	25	591	173	518

LEWMAR LOW PROFILE D-HATCH



* Outside handles allow the hatch to be opened from on deck if it is not locked

Art.no	Man. no	Size	X mm	Y mm	Z mm	R mm	X1 mm	Y1 mm	R1 mm
18.422.445	39951030	51*	448	588	25	72,5	378	518	42,5
18.420.059	30067300	64*	500	600	25	72,5	430	530	42,5

9 LEWMAR HATCHES

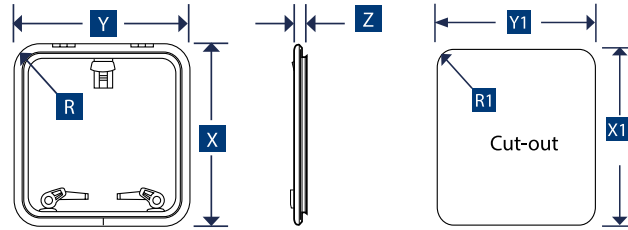
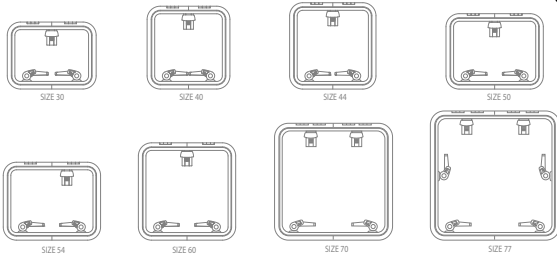
LEWMAR MEDIUM PROFILE HATCHES



Ideal as a foredeck hatch on larger offshore yachts, the Medium Profile has thicker acrylic and deeper frame sections for greater strength and durability. It features Lewmar's unique sealing system, allowing for easy acrylic replacement. All while retaining the smooth, modern lines of the Low Profile Hatch.

- Friction levers hold the lid open in any position up to 95°
- Anodized aluminium frame for corrosion resistance
- Curved upper frame profile for strength as well as modern styling

* Outside handles allow the hatch to be opened from on deck if it is not locked



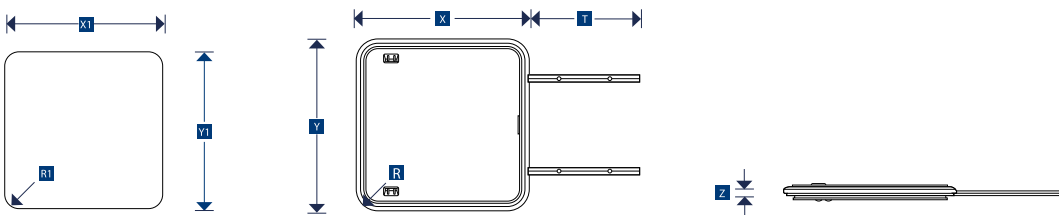
Art.no	Man. no	Size	X mm	Y mm	Z mm	R mm	X1 mm	Y1 mm	R1 mm
18.424.327	39930020	30*	397	527	32	78	327	457	42,5
18.424.421	39940020	40*	492	492	32	78	421	421	42,5
18.424.175	39944020	44*	513	513	32	78	442	442	42,5
18.424.442	39950020	50*	448	578	32	78	377	507	42,5
18.424.377	39954020	54*	463	578	32	78	392	507	42,5
18.424.392	39960020	60*	578	578	32	78	507	507	42,5
18.424.627	39970020	70*	698	698	32	78	627	627	42,5
18.424.699	39977020	77*	770	770	32	78	699	699	42,5

LEWMAR PILOT HATCHES



The Pilot Hatch is designed for use on the wheelhouse or cockpit canopy of a power craft, and the styling complements the Low Profile and Medium Profile Hatch Ranges.

- Opens up enclosed steering positions
- The handle never moves out of reach
- Operated with a single handlebar that rotates to seal down the hatch
- Can be secured with a 5cm opening when full ventilation is not required
- Sliding technology from Lewmar's racing hardware track systems, ensuring minimum friction
- The Pilot Hatch uses Lewmar's unique seal system for improved sealing and easy servicing



Art.no	Man. no	Size	X mm	Y mm	Z mm	R mm	T mm	X1 mm	Y1 mm	R1 mm
18.420.061	30074000	60	581	577	29	73	373	507	507	42,5
18.420.060	30069900	78	844	790	29	73	638	770	720	42,5

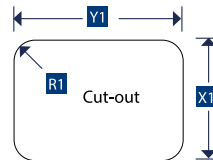
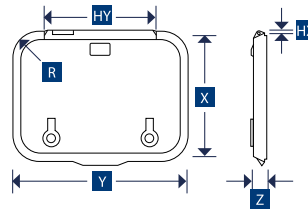
LEWMAR OCEAN HATCHES



With its classic style, the Ocean Hatch is fitted to thousands of boats around the world. Its rugged construction provides the ultimate protection against the elements, whatever conditions you might face.

- Friction levers hold the lid open in any position up to 95°
- Anodized aluminium frame for corrosion resistance

* Outside handles allow the hatch to be opened from on deck if it is not locked




without flange (flat base profile)

Art.no	Man. no	Size	X mm	Y mm	Z mm	HX x HY mm	X1 mm	Y1 mm	R1 mm
18.416.254	39610050	10	324	324	39,5	5 x 138	255	255	40
18.416.195	39620050	20	266	411	39,5	5 x 225	197	342	34
18.416.320	39630050	30*	391	521	39,5	5 x 335	322	452	40
18.416.420	39640050	40*	485	485	39,5	5 x 299	416	416	40
18.416.440	39644050	44*	509	509	43,0	4 x 302	437	437	40
18.416.370	39650050	50*	444	574	43,0	4 x 367	372	502	40
18.419.380	39654050	54*	459	574	43,0	4 x 367	387	502	40
18.416.500	39660050	60*	574	574	43,0	4 x 367	502	502	40
18.416.620	39670050	70*	694	694	43,0	4 x 487	622	622	40

with flange 25mm (flange profile)

Art.no	Man. no	Size	X mm	Y mm	Z mm	HX x HY mm	X1 mm	Y1 mm	R1 mm
18.419.254	39610070	10	324	324	39,5	5 x 138	260	260	42,5
18.419.195	39620070	20	266	411	39,5	5 x 225	202	247	36,5
18.419.320	39630070	30*	391	521	39,5	5 x 335	327	457	42,5
18.419.420	39640070	40*	485	485	39,5	5 x 299	421	421	42,5
18.419.440	39644070	44*	509	509	43,0	4 x 302	442	442	42,5
18.419.370	39650070	50*	444	574	43,0	4 x 367	377	377	42,5
18.419.381	39654070	54*	459	584	43,0	4 x 367	392	507	42,5
18.419.500	39660070	60*	574	574	43,0	4 x 367	507	507	42,5
18.419.620	39670070	70*	694	694	43,0	4 x 487	627	627	42,5
18.419.621	39677070	77*	767	767	43,0	4 x 487	699	699	42,5

PARTS FOR HATCHES



Art.no	Man. no	Description
18.422.988	361263999	Hinge kit Low- and Medium profile
78.414.004	361027999	LP Grey Hinge cap Low- and Medium profile (packed per 10 pcs)

9 LEWMAR HATCHES



Art.no	Man. no	Description
18.416.022	360924990	Low + Medium Profile catch block spare
18.416.023	360060990	Ocean gry catch block + rivets



Art.no	Man. no	Description
18.416.148	360925999	Low + Medium Profile joining insert spare



Art.no	Man. no	Description
18.416.104	360273990	Ocean hatch Gym Friction Lever
18.416.019	360917990	Low + Medium Profile Gym Friction Lever

Sizes: 00-03-10-20 and 41

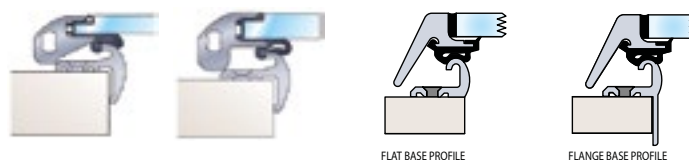
Art.no	Description
18.422.991	360255990 Small handle kit LH (left) for Ocean/Low Profile hatches
18.422.992	360256990 Small handle kit RH (right) for Ocean/Low Profile hatches



For all other sizes:

Art.no	Man. no	Description
18.416.021	361680990	Ocean + Low Profile + Medium profile handle kit left + right handed

SEALKITS LOW PROFILE, MEDIUM PROFILE & OCEAN HATCHES



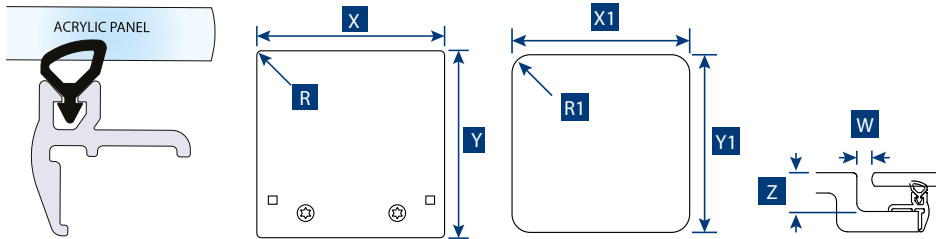
Size	Low Profile	Medium Profile	Ocean
SZ00	18.416.050		18.416.128
SZ03	18.416.051		
SZ10	18.416.052		18.416.129
SZ18	18.416.065		
SZ20	18.416.053		18.416.130
SZ21	18.416.054		
SZ22	18.416.066		
SZ30	18.416.055	18.416.067	18.416.131
SZ40	18.416.056	18.416.068	18.416.132
SZ41	18.416.057		
SZ44	18.416.058	18.416.069	18.416.136
SZ50	18.416.059	18.416.070	18.416.133
SZ54	18.416.060	18.416.071	18.416.137
SZ60	18.416.061	18.416.072	18.416.134
SZ65	18.416.063		
SZ70		18.416.073	18.416.135
SZ77		18.416.145	
Roll 5m SZ44-77			18.416.180
Roll 5m SZ00-40			18.416.181
Roll 5m	18.416.182	18.416.183	
Roll 10m	18.416.124	18.416.125	

LEWMAR FLUSH HATCHES 3G



Lewmar pioneered the high-volume flush hatch platform back in 2006, bringing what was then Superyacht styling into mainstream boat production. The precision of the fit makes for a sleek, modern look and means no more stubbed toes for boat owners.

- Strengthened, extruded aluminium frame hidden discreetly below deck
- Completely flush fittings
- Exterior handle available for foredeck use
- Built in locking mechanism
- Clean aesthetics
- EPDM seal provide completely watertight structure
- Water drained effortlessly away by deck-moulded channels
- Strong, stylish handles and hinges



Art.no	Man. no	Size	X mm	Y mm	Z mm	R mm	X1 mm	Y1 mm	R1 mm
18.321.270	399104996	10	330	330	31	10	260	260	42,5
18.321.273	399414996	41	491	246	31	10	421	176	42,5
18.321.274	399444995	44	512	512	31	10	442	442	42,5
18.321.275	399544995	54	577	462	31	10	507	392	42,5
18.321.276	399604995	60	577	577	31	10	507	507	42,5
18.321.277	399704995	70	697	697	31	10	627	627	42,5

SPARE PARTS FLUSH 3G



Art.no	Man. no	Description
18.321.287	361862992	Flush 3G bi-sq handle kit (pair)
18.423.000	360255992	Handle kit black left small for flush 3G hatches
18.423.001	360256992	Handle kit black right small for flush hatches
18.321.290	361894999	Flush 3G 1 upper hinge kit
18.321.291	360918299	Flush 3G top cap hatch stay assembly kit

TELESCOPIC HATCH STAY FLUSH 3G



Comes as a kit and fits Flush 2G and 3G hatches. By tightening, the hatch can be set in a fixed position of a maximum of 95°



Art.no	Man. no	Description
78.414.006	360918992	telescopic hatch stay Flush 2G and Flush 3G black

SEALKIT FLUSH 3G



Art.no	Man. no	Description
18.321.286	361994010	Flush 3G Seal kit 10m

9 LEWMAR HATCHES

TRIMKIT LEWMAR



Trimkits are a simple and elegant solution for finishing off the cockpit. Provided with screen. Parts can be shortened, so they will fit on decks of different sizes. Suitable for Lewmar Low profile, Medium profile and Ocean hatches with flange.

Notes: Can only be fitted to boats with a headlining. Cannot be used on flat base Ocean hatches.

Cut Out Dimensions & Deck Thickness Requirements	
	Plastic Trimkit
Cut Out Dimensions Increase*	Add 4 mm to X1 and Y1 and 2 mm to R1
Ocean	Min Hull Thickness = 25 mm Max Hull Thickness = 72 mm
Low & Medium	Min Hull Thickness = 15 mm Max Hull Thickness = 62 mm

* Cut Out dimensions for hatches are shown on their relevant pages

Size	Ivory	White
00 Low Profile	18.421.002	18.421.012
03	18.421.003	18.421.013

Size	Ivory	White
10	18.421.010	18.421.011
18	18.421.018	18.421.118
20 Low Profile	18.421.021	18.421.220
20 Ocean	18.421.020	18.421.120
22	18.421.022	18.421.122
30	18.421.030	18.421.130
40	18.421.040	18.421.140
41	18.421.041	18.421.014
44	18.421.044	18.421.144
50	18.421.050	18.421.150
54	18.421.054	18.421.154
60	18.421.060	18.421.061
65	18.421.080	
70	18.421.070	18.421.170

HINGEKIT FOR TRIMS



Makes it easier to access the handles when the flyscreen is in place. Just undo two tabs and the flyscreen will hinge down and not fall out. The flyscreen can still be removed and stowed separately. Kit includes all tabs, screws, screw cap etc.

Art.no	Man. no	Description
18.416.992	361196992	retro scharnier kit wit
18.416.995	361196995	retro scharnier kit ivory

LEWMAR PLEATED SHADE WITH FLYSCREEN



Art.no	Man. no	Size	W mm	Z mm	X mm	Y mm
18.420.090	367710400	10	333	363	263	263
18.420.091	367720400	20	420	305	350	205
18.420.092	367730400	30	530	430	460	330
18.420.093	367740400	40	494	524	424	424
18.420.094	367744400	44	515	545	445	445
18.420.095	367750400	50	451	610	381	510
18.420.096	367754400	54	580	495	510	395
18.420.097	18420097	60	580	610	510	510
18.420.098	18420098	70	700	730	630	630

- 100% Blackout material
- UV resistant
- Screen made of durable mesh material
- Low profile design
- Available for sizes 10 to 70

ROLLERSHADES



Lewmar rollershades are a flyscreen and eclipse in a compact cassette. The rollershades are suitable for a.o. Lewmar hatches of size 10 to 70. The flyscreen prevents insects from coming in while fresh air can continue to circulate. The darkening side is made of blackout material that is water-repellent and UV resistant. The handles are elegantly incorporated into the design and a magnet ensures good and tight closure of both parts. If desired, the rollershades can be mounted in combination with a trimkit which creates a perfect finish between hatch and roller shade.

Art.no	Man. no	Size
18.420.100	367710100	10
18.420.101	367720100	20
18.420.102	367730100	30
18.420.103	367740100	40
18.420.104	367744100	44

Art.no	Man. no	Size
18.420.105	367750100	50
18.420.106	367754100	54
18.420.107	367760100	60
18.420.108	367770100	70

TRIMKIT FOR ROLLERSHADES



Art.no	Man. no	Size
18.420.114	367710150	10
18.420.115	367720150	20
18.420.116	367730150	30
18.420.117	367740150	40
18.420.118	367744150	44
18.420.119	367750150	50
18.420.120	367754150	54
18.420.121	367760150	60
18.420.122	367770150	70



LEWMAR FLYSCREEN



Art.no	Man. no	Size
18.321.018	396009937	00
18.321.227	396109937	10
18.321.225	396409937	40
18.321.228	396449937	44
18.321.017	396549937	54
18.321.226	396609937	60
18.321.229	396659937	65



HATCH COVER



- Made from durable 200g polyester
- Integrated elastic for easy and secure fitting
- Navy blue color



Art.no	Man.no	Size	Outer Dimension LxW mm
18.420.150	369009900	00	281 x 281
18.420.151	369109900	10	330 x 330
18.420.153	369309900	30	397 x 527
18.420.154	369409900	40	491 x 491
18.420.155	369449900	44	512 x 512
18.420.156	369609900	60	577 x 577

ROLLER BLIND SUNSET

Stainless steel frame,
stainless steel spring.
Easy to install.



Art.no	W x H mm	for hatch max. mm
18.422.004	360 x 400	330 x 330
18.422.005	450 x 500	410 x 410
18.422.006	500 x 600	460 x 500
18.422.007	550 x 650	510 x 550
18.422.008	680 x 780	620 x 680
18.422.009	Spare hook Sunset	

MOSQUITO NET



- Mesh Mosquito net for hatch with lead-chain
- Available in black and white, including storage bag



Art.no	Type	Dim. cm	Colour
91.100.043	Small	54 x 54	white
91.100.044	Medium	62 x 62	white
91.100.045	Large	70 x 70	white
91.100.971	Small	54 x 54	black
91.100.972	Medium	62 x 62	black
91.100.973	Large	70 x 70	black

TELESCOPIC HATCH STAY



Telescopic hatch stay keeps hatches in every desired position up to an angle of 95°, which is useful for smaller and middle sized yachts, where space is limited. The telescopic hatch stay is suitable for the following hatches:

- Low profile size 10 to 60
- Medium profile size 30 to 70 (size 70 requires two hatch stays)



Art.no	Man. no	Description
78.414.002	360918999	Telescopic hatch stay

RETRO FIT VENTILATOR



Strong plastic aerator that can be mounted on shutters. The aerator is easy to seal waterproof. The 170mm fan can also be mounted on deck using the trim kit.

- Tested according CE ISO 12216



Art.no	Man. no	Description
78.414.000	361041990	Ventilator grey - Ø 170mm
78.414.101	361041992	Ventilator black - Ø 170mm
78.414.001	361042992	Trimkit white
78.414.003	361446999	Seal kit
78.413.998	361899990	Mini ventilator grey - Ø 120mm

9 LEWMAR HATCHES/PORTLIGHTS

RETRO LOCKKIT FOR HATCHES



Suitable for all Lewmar hatches.



Art.no	Man. no	Description
18.422.990	360259990	Retro lockkit for hatches

DECKSTRIP



Safety tread die cut into 10 strips suitable for applying to steps, hatches and other smooth surfaces.



Art.no	Colour	Width mm	Length mm
84.109.254	frosted	19	300
84.109.255	white	19	300
84.109.256	black	19	300

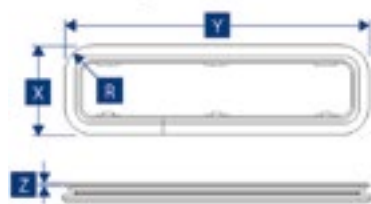
STANDARD PORTLIGHTS



A perfect match for any hatch in the Lewmar range, the Standard Portlight is stylish, competitively priced and easy to both use and install.

- Easily fitted by clamping the cabin sides between inner and outer frame with screws provided that are fastened into the outer frame
- Can be installed with sealant or closed cell PVC tape
- White ABS Plastic Trim
- Cut out shape available from www.lewmar.com
- Supplied complete with flyscreen (except sizes 4L and 4R)
- Portlights french: ISO 12216 Category A, Area II, III and IV
- Portlights fixed: ISO 12216 Category A, Area I, II, III and IV

Standard Portlight Dimensions



Standard Portlight Cut-out




Art.no	Man. no	Size	Type	X mm	Y mm	Z mm	R mm	X1 mm	Y1 mm	R1 mm
18.318.001	393020200	0	opening	176	323	4	62,0	156	303	52,0
18.318.003	393120200	1	opening	191	367	4	62,0	171	347	52,0
18.318.005	393180200	1RE	opening	191	367	4	95,5	171	347	85,5
18.318.006	393220200	2	opening	176	425	4	62,0	156	405	52,0
18.318.007	393320200	3	opening	191	449	4	62,0	171	429	52,0
18.318.009	393420200	4	opening	191	646	4	62,0	171	627	52,0
18.318.011	393440200	4R	opening	195	708	4	62,0	175	688	52,0
18.318.012	393460200	4L	opening	195	708	4	62,0	175	688	52,0
18.312.013	393520200	5	opening	264	449	4	62,0	244	429	52,0
18.318.014	393780200	7RE	opening	191	425	4	95,5	171	405	85,5
18.318.015	393010200	0	fixed	176	323	4	62,0	156	303	52,0
18.318.016	393110200	1	fixed	191	367	4	62,0	171	347	52,0
18.318.017	393210200	2	fixed	176	425	4	62,0	156	405	52,0
18.318.018	393310200	3	fixed	191	449	4	62,0	171	429	52,0
18.318.019	393410200	4	fixed	191	646	4	62,0	171	626	52,0
18.321.030	393430500	4R	fixed	195	708	4	62,0	175	688	52,0
18.321.032	393450500	4L	fixed	195	708	4	62,0	175	688	52,0

STANDARD PORTLIGHT CLIP FLYSCREENS



Lewmar flyscreens with clips for easy mounting.
To be used with the standard portlight range.



Art.no	Man. no	Size
18.321.230	367302936	0
18.321.231	367312936	1
18.321.232	1R367318936	1RE
18.321.233	367322936	size 2
18.321.234	367332936	size 3
18.321.235	367342936	size 4
18.321.238	367352936	size 5
18.321.239	367378936	size 7RE

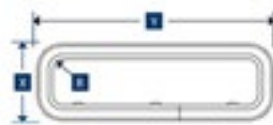
ATLANTIC PORTLIGHT



The Atlantic Portlight has clean lines and a clear, acrylic window housed in an attractive aluminium frame.

- Extensive range
- Flyscreens provided as standard
- Friction hinges
- ISO 12216 Category A, Area I, II, III en IV

Atlantic Portlight Dimensions



Atlantic Portlight Cut-out



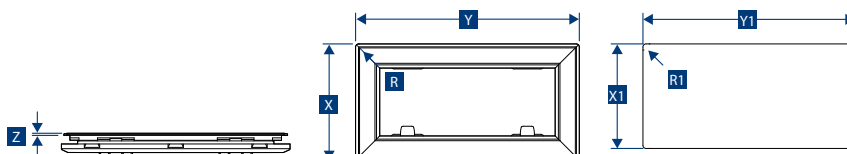
Art.no	Man. no	Size	Type	X mm	Y mm	Z mm	R mm	X1 mm	Y1 mm	R1 mm
18.323.001	39110090	10	opening	174	304	6	71	154	284	61
18.323.002	39130090	30	opening	200	400	6	71	180	380	61
18.323.003	39132090	32	opening	200	400	6	99	180	380	90

FLUSH MITRE PORTLIGHT



Complementing the styling of the Lewmar Flush Hatch, the Flush Mitre Portlight offers a seamless, very sleek finish with minimal visual impact. When integrated in black acrylic, the Flush Mitre Portlight offers a stylish ventilation solution.

- Outer frame black powder coated
- Acrylic almost flush with the mounting surface
- Fly screens are not supplied as standard

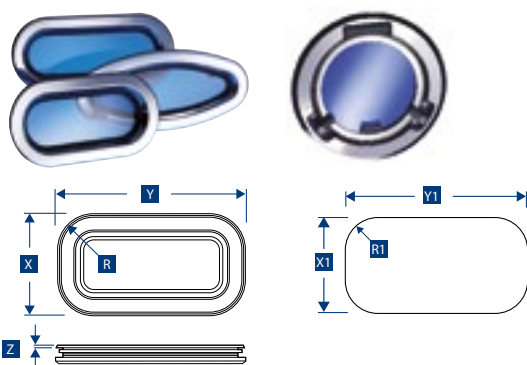


Art.no	Man. no	Size	Type	X mm	Y mm	Z mm	R mm	X1 mm	Y1 mm	R1 mm
18.318.002	393023800	0	opening	175	322	4	5	156	303	5
18.318.004	393129800	1	opening	190	366	4	5	171	347	5
18.318.008	393329800	3	opening	190	448	4	5	171	429	5
18.318.010	393429800	4	opening	190	645	4	5	171	626	5

9 PORTLIGHTS

STAINLES STEEL PORTLIGHT

LEWMAR



With its highly polished stainless outer frame, the Stainless Portlight will really shine on your boat. The handles and hinge system were designed to leave the lens clear of obstructions, giving it an uncluttered view and a clean, modern look.

- ABS Plastic Trim
- Can be installed with sealant or closed cell PVC tape
- Trim with clean styling
- Easily fitted by clamping the cabin sides between inner and outer frame with screws provided that are fastened into the outer frame

Trim white.

Art.no	Man. no	Size	Type	X mm	Y mm	Z mm	R mm	X1 mm	Y1 mm	R1 mm
18.319.002	393010262	0	fixed	176	323	4	62,0	156	303	52,0
18.319.003	393020262	0	opening	176	323	4	62,0	156	303	52,0
18.319.004	393110262	1	fixed	191	367	4	62,0	171	347	52,0
18.319.005	393120262	1	opening	191	367	4	62,0	171	347	52,0
18.319.016	393170262	1RE	fixed	191	367	4	95,5	171	347	85,5
18.319.011	393180262	1RE	opening	191	367	4	95,5	171	347	85,5
18.319.017	393770262	7RE	fixed	191	425	4	95,5	171	405	85,5
18.319.018	393780262	7RE	opening	191	425	4	95,5	171	405	85,5

Trim chrome.

Art.no	Man. no	Size	Type	X mm	Y mm	Z mm	Shape
18.319.007	393810862	8	fixed	196	452	4	ellips
18.319.001	393820862	8	opening	196	452	4	ellips
18.319.020	30133000	Ø 250mm	opening				round
18.319.021	30169700	Ø 296mm	opening				round

TWIST HANDLE SET FOR PORTLIGHT

LEWMAR



Suitable for:

- Standard portlight (new), sizes 0, 1, 1RE, 2, 3, 4, 4L, 4R, 5 & 7RE
- Flush Portlight Mitre, sizes 0, 1, 3 & 4
- Different models of Bavaria portlights

Art.no	Man. nr.	Description
18.416.029	361714992	Twist handle kit universal

STAINLESS PORTLIGHTS FLYSCREENS

LEWMAR



Art.no	Man. no	For hatch
18.319.101	367302966	size 0
18.319.102	367321966	size 1
18.319.103	367318966	1RE
18.319.104	367378966	7RE

PORTLIGHTSHADES

LEWMAR



Lewmar portlight shades are an ideal role eclipse for portlights. The shades are available in 5 sizes. The eclipse is made of blackout material that is water-repellent and UV-resistant. The shades are delivered as a complete kit.

Art.no	Man. no	Description
18.420.109	367700300	0 (PL0)
18.420.110	367710300	1 (PL1&1RE)
18.420.111	367730300	2 (PL2,3,5)
18.420.112	367740300	3 (PL4)
18.420.113	367745300	4 (PL4R&4L)

SEALKIT NEW STANDARD PORTLIGHT



New Standard

	New Standard
SZ0	18.416.085
SZ1	18.416.086
SZ1RE	18.416.093
SZ2	18.416.087
SZ3	18.416.088
SZ4	18.416.089
SZ4R	18.416.090
SZ4L	18.416.090
SZ5	18.416.091
SZ7RE	18.416.092
Roll 10 mtr	18.416.094

VENTILATION PORTLIGHT



- Anodized aluminium
- With counter flange and screws
- For yachts and cabin cruisers



Art.no	Inner Ø mm	Outside Ø mm	Glass Ø mm
18.115.000	162	175	131
18.115.050	Ring for article no. 18.115.000		

PORTLIGHT

- With ornamental edge and plexiglas
- 2 locking devices
- For skin max 45mm



Art.no	Type	Glass Ø mm	Inner Ø mm	Outside Ø mm	Flange depth mm
18.109.205	Chrome-plated brass	200	235	300	50

9 PORTLIGHTS

PORTLIGHT



- With ornamental edge and plexiglas
- 1 locking device
- For skin max 10mm

Art.no	Type	Glass Ø mm	Inner Ø mm	Outside Ø mm	Flange depth mm
18.113.100	Chrome-plated brass	100	125	153	12
18.114.100	Brass polished	100	125	153	12


PORTLIGHT



- With ornamental edge and plexiglas
- 2 locking devices
- For skin max 10mm

Art.no	Type	Glass Ø mm	Inner Ø mm	Outside Ø mm	Flange depth mm
18.113.125	Chrome-plated brass	125	152	182	12
18.113.150	Chrome-plated brass	150	175	207	12
18.114.125	Brass polished	125	152	182	12
18.114.150	Brass polished	150	175	207	12

SPARE GASKETS FOR PORTLIGHTS



Art.no	Colour	For Art.no
18.114.594	white	18.113.100 and 18.114.100
18.114.595	black	18.113.100 and 18.114.100
18.114.596	white	18.113.125 and 18.114.125
18.114.597	black	18.113.125 and 18.114.125
18.114.598	white	18.113.150 and 18.114.150
18.114.599	black	18.113.150 and 18.114.150

UNIQUELY CRAFTED CUSTOM CAST BOAT HATCHES

First focusing on the marketplace's need for a better commercial deck hatch, Freeman Marine today sells more styles, more sizes and more shapes of cast aluminum boat hatches than any other manufacturer in the world.



**VERSATILE
INSTALLATION**



LOW MAINTENANCE



WATERTIGHT



2400 CAST HATCHES

Our hatches are suitable for yachts, fishing boats, tugs, barges, research vessels, offshore tenders, rescue craft, and other work boats.

FREEMAN Hatches have more quick-acting flush hatch experience, models and features than any manufacturer

Proudly part of the **AdvanTec** family of brands

9 FREEMAN HATCHES

FREEMAN MARINE

FREEMAN
MARINE EQUIPMENT, INC.

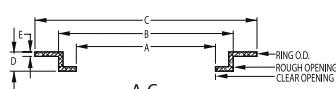


Every Freeman Marine hatch has a stainless steel handle and round bar shaft for trouble free operation. The cap is made of seawater resistant alloy or steel. For inside operation an escape handle is available.

For more info see www.freemanmarine.com.



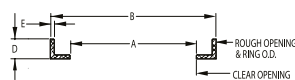
Compression Seal w/
Aluminum Deck Ring
A-C



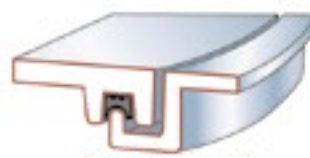
Aluminum Deck Ring, Compression Seal



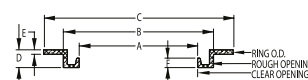
Compression Seal w/
Steel Deck Ring
S-C




Steel Deck Ring, Compression Seal



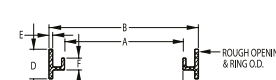
Knife Edge Seal w/
Aluminum Deck Ring
A-K



Aluminum Deck Ring, Knife Edge Seal



Knife Edge Seal w/
Steel Deck Ring
S-K



Steel Deck Ring, Knife Edge Seal

FREEMAN MARINE HATCH ROUND

FM FREEMAN
MARINE EQUIPMENT

Standard locking mechanism for models 8" -24" .



Standard compression seal.

Art.no	Man. no	Size	Ring	A mm	B mm	C mm	D mm	E mm	F mm	Weight kg
18.425.425	2401-0002	8"	A-C	201	262	305	25	8	-	3,6
18.425.018	2404-0002	18"	A-C	457	530	622	36	8	-	13,6
18.425.020	2406-0002	20"	A-C	503	579	673	33	8	-	16,3
18.425.022	2408-0002	22"	A-C	559	630	724	41	8	-	17,7
18.425.024	2411-0002	24"	A-C	592	676	775	36	8	-	23,6
18.425.118	2404-0003	18"	S-C	457	521	-	33	6	-	14,5
18.425.120	2406-0003	20"	S-C	503	569	-	33	6	-	16,8
18.429.005	2408-0003	22"	S-C	559	625	-	38	6	-	18,1
18.425.124	2411-0003	24"	S-C	592	673	-	38	6	-	24,5

Knife-Edge

Art.no	Man. no	Size	Ring	A mm	B mm	C mm	D mm	E mm	F mm	Weight kg
18.425.419	2405-0002	18"	A-K	457	508	607	38	10	20	17,2
18.425.520	2407-0002	20"	A-K	508	559	660	36	10	18	20,0
18.425.524	2412-0002	24"	A-K	612	663	777	41	10	15	29,5
18.425.418	2405-0003	18"	S-K	457	523	-	64	8	25	16,3
18.425.420	2407-0003	20"	S-K	508	574	-	64	8	25	18,6
18.425.424	2412-0003	24"	S-K	612	678	-	64	8	25	28,8
18.425.415	2405-0005	18"	RVS	457	523	-	64	8	25	16,3
18.425.426	2407-0005	20"	RVS	508	574	-	64	8	25	18,6
18.425.525	2412-0005	24"	RVS	612	678	-	64	8	25	26,8

FREEMAN MARINE HATCH SQUARE



Knife-Edge.



Art.no	Man. no	Size	Ring	A mm	B mm	C mm	D mm	E mm	F mm	Weight kg
18.436.000	2422-0002	20" x 20"	A-K	517 x 517	579 x 579	681 x 681	41	10	18	19,5
18.429.200	2423-0002	22" x 22"	A-K	559 x 559	622 x 622	724 x 724	41	10	18	20,4
18.429.201	2424-0002	24" x 24"	A-K	622 x 622	686 x 686	787 x 787	41	10	18	25,9
18.429.150	2421-0003	18" x 24"	S-K	457 x 610	521 x 673	-	64	8	23	27,7
18.429.202	2422-0003	20" x 20"	S-K	517 x 517	579 x 579	-	64	8	23	33,6
18.429.203	2423-0003	22" x 22"	S-K	559 x 559	622 x 622	-	64	8	23	41,7
18.429.204	2424-0003	24" x 24"	S-K	622 x 622	686 x 686	-	64	8	23	43,5

FREEMAN MARINE HATCH OVAL



Knife-Edge



Art.no	Man. no	Size	Ring	A mm	B mm	C mm	D mm	E mm	F mm	Weight kg
18.429.205	2434-0002	15" x 24"	A-K	386 x 615	455 x 684	533 x 762	41	8	15	15,9
18.429.000	2435-0002	19" x 26"	A-K	488 x 665	538 x 716	635 x 813	41	8	15	19,5
18.429.206	2434-0003	15" x 24"	S-K	386 x 615	450 x 678	-	64	8	6	24,5
18.429.100	2435-0003	19" x 26"	S-K	488 x 665	551 x 729	-	64	8	6	27,7

9 FREEMAN HATCHES

FREEMAN MARINE HATCH HINGED



Knife edge round

Art.no	Man. no	Size	Ring	A mm	B mm	C mm	D mm	E mm	F mm	Weight kg
18.429.207	2448-0002	24"	A-K	612	663	777	41	10	15	29,9
18.429.210	2448-0003	24"	S-K	612	678	-	64	8	25	29,5

Knife edge square

Art.no	Man. no	Size	Ring	A mm	B mm	C mm	D mm	E mm	F mm	Weight kg
18.429.208	2462-0002	20" x 20"	A-K	517 x 517	579 x 579	681 x 681	41	10	18	20,4
18.433.000	2464-0002	24" x 24"	A-K	622 x 622	686 x 686	787 x 787	41	10	18	26,3
18.432.100	2462-0003	20" x 20"	S-K	517 x 517	579 x 579	-	64	8	23	34,5
18.429.212	2464-0003	24" x 24"	S-K	622 x 622	686 x 686	-	64	8	23	44,0

Knife edge oval

Art.no	Man. no	Size	Ring	A mm	B mm	C mm	D mm	E mm	F mm	Weight kg
18.429.001	2474-0002	15" x 24"	A-K	388 x 615	437 x 665	533 x 762	41	8	15	15,9
18.437.000	2475-0002	19" x 26"	A-K	488 x 665	538 x 716	691 x 823	41	8	15	20,0
18.437.001	2474-0003	15" x 24"	S-K	388 x 615	454 x 678	-	64	8	6	27,2
18.437.100	2475-0003	19" x 26"	S-K	488 x 665	551 x 729	-	64	8	6	30,0

FREEMAN MARINE ESCAPE HANDLE FOR INSIDE OPERATION

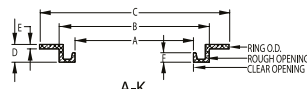
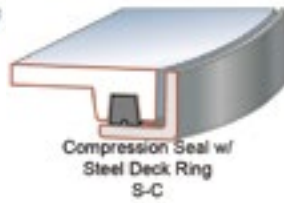

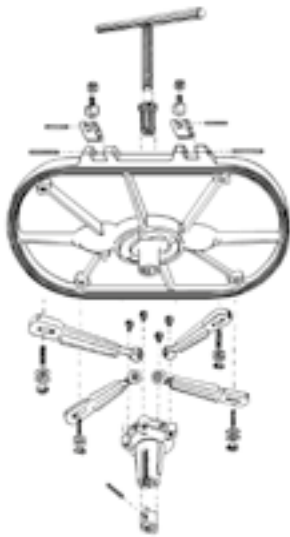


Art.no	Man. no	Description
18.430.000	0031-2065	Hand wheel
18.431.000	0031-2064	Handle

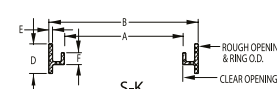
FREEMAN MARINE SPAREPARTS



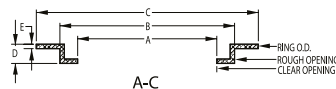
Please note: when ordering the spareparts also take into account the type of rubber (standard or knife edge, see sketches).



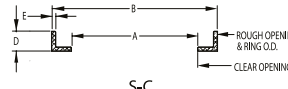
Aluminum Deck Ring, Knife Edge Seal



Steel Deck Ring, Knife Edge Seal



Aluminum Deck Ring, Compression Seal



Steel Deck Ring, Compression Seal

Art.no	Man. no	Description
18.438.018	9801-2006	Gasket 18" A-C + S-C
18.438.020	9801-2007	Gasket 20" A-C + S-C
18.438.025	9801-2009	Gasket 24" A-C + S-C
18.438.030	9813-2020	Gasket 18" A-K + S-K
18.438.031	9810-2008	Gasket 20" A-K
18.438.032	9812-2005	Gasket 20" S-K
18.438.033	9813-2016	Gasket 24" A-K
18.438.034	9812-2006	Gasket 24" S-K
18.438.035	0031-2203	Bushing kit + O Ring + sleeve & pin
18.438.036	0441-2006	O Ring only
18.432.001	0211-2005	Freeman dog 18"
18.432.002	0211-2008	Freeman dog 20"
18.432.003	0211-2012	Freeman dog 24"

PROTECTION CABLE

White plastic covered steel wire with stainless steel carbine hook for securing hatches.



Art.no	Length cm
75.456.010	60

INSPECTION HATCHES



- ISO 12216
- Colour: white



Art.no	Type	Outside Ø mm	Inner Ø mm	Hole Ø mm
17.800.530	RF530	148	106	122
17.800.531	O-Gasket for RF530	-	-	-

INSPECTION HATCHES "DE LUXE"



- Polypropylene inspection hatches with lid that covers the screw holes for a nicer look
- Waterproof
- M4 mounting holes with safety strap preventing the loss of the lid

Art.no	Colour	Inner Ø mm
17.801.020	white	102
17.801.021	black	102
17.801.022	white	127
17.801.023	black	127
17.801.024	white	152
17.801.025	black	152

WATERTIGHT LOCKER DOORS



- These doors are providing access to storage rooms
- The aluminum models TCL-2 are perfect for sandy rooms
- Diameter Ø 228mm
- Inner diameter Ø 179mm

Art.no	Man. no	Description
17.540.290	LD2000	Whale Locker Door TCL-2



- Plastic model TCL-4 with non-transparent cap

Art.no	Man. no	Description
17.540.291	LD4000	Whale Locker Door TCL-4



- Plastic model TCL-4 with transparent cap

Art.no	Man. no	Description
17.540.292	LD4002	Whale Locker Door TCL-4 Clear



Art.no	Man. no	Description
17.540.017	AK4010	Servicekit Henderson TCL4 + 2

TALAMEX INSPECTION HATCHES



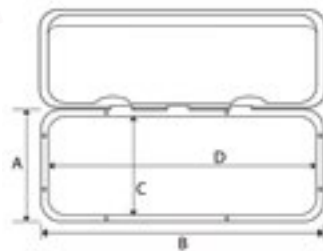
Polypropylene inspection hatches. In white or white with transparent lid. Waterproof. The transparent lid to be cleaned with mild soap and water only. Do avoid contact with acetone or strong solvents. M4 mounting holes with safetystrap preventing the loss of the lid.

Art.no	Colour	Inner Ø mm
17.801.001	White	102
17.801.002	White/Transparent	102
17.801.003	White	127
17.801.004	White/Transparent	127
17.801.005	White	152
17.801.006	White/Transparent	152
17.801.007	White	203
17.801.008	White/Transparent	203

HATCHES



- Made from ABS plastic
- Waterproof
- Lockable with a separate to order slot
- UV resistant



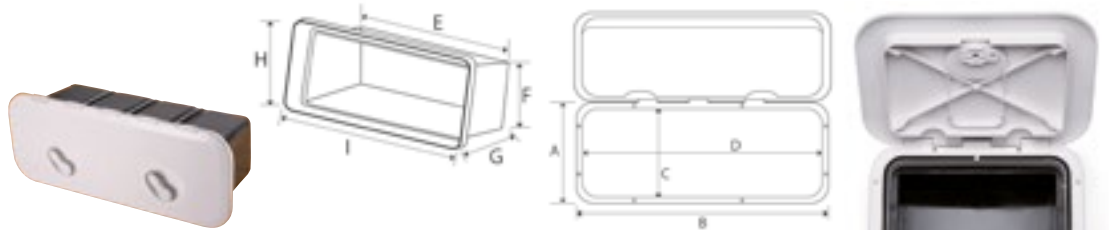
Art.no	Outside dimensions (A+B) mm	Inside dimensions (C+D) mm	Colour
17.900.073	243 x 607	162 x 521	white
17.900.074	460 x 510	373 x 433	white
17.900.075	270 x 375	183 x 289	white
17.900.076	370 x 375	283 x 289	white
17.900.077	606 x 353	266 x 520	white

Lock for hatch (comes with 2 keys)

Art.no	Length mm	Width mm	Height mm
17.900.078	135	72	30


HATCH WITH STORAGE

- Made from ABS
- Watertight
- Can be locked with the optional lock
- UV resistant




Art.no	A mm	B mm	C mm	D mm	E mm	F mm	G mm	H mm	I mm	Colour
17.900.080	243	607	162	521	513	151	182	177	542	white
17.900.081	270	375	183	289	270	170	160	210	305	white

ACCESSORIES HATCHES



Art.no	Description
17.900.061	Mobile or PDA netholder
17.900.062	Elastic net black
17.900.063	Elastic net white

BUILT-IN CASE



Art.no	Description
17.900.050	Open built-in box
17.900.051	Built-in box with lid
17.900.040	Built-in holder for side mounting

SHELL VENTS

- Anodized aluminium



Art.no	Length mm	Width mm	Height mm
78.223.135	135	72	30
78.223.160	160	90	35
78.223.200	200	110	40

SHELL VENTS

- Stainless steel



Art.no	Length mm	Width mm	Height mm
78.225.000	126	143	47

THROUGH-DECK CONNECTOR

- For 78.225.000
- Hard marine plastic



Art.no
78.225.001

VENTILATORS



- Stainless steel AISI 304 on plastic base
- Hose connection 75mm
- Dimensions 155mm x 110mm x 65mm



Art.no
78.520.000

SHELL VENTS



- Stainless steel AISI 304



Art.no	Length mm	Width mm	Height mm
78.224.000	170	148	57
78.521.001	140	115	52
78.521.002	190	170	72
78.521.003	105	97	35

SHELL VENTILATOR



- Stainless steel AISI 304

Art.no	Length mm	Width mm
78.243.000	41	41
78.521.100	54	57

DECK VENTILATORS



- With plastic ring
- Stainless steel with insect screen

Art.no	Ø mm	Cut out Ø mm	Height mm
78.414.075	115	85	67
78.414.100	150	123	60

DECK VENTILATOR



- Deck ventilator stainless steel AISI 304
- Up to 50mm deck thickness

Art.no	Ø mm	Cut out Ø mm	Height mm
78.428.200	200	99	60

DECK VENTILATOR



- Stainless steel, with perforated top cap
- To be closed watertight from the inside
- With fly-screen and mounting ring
- Height above deck 30mm

Art.no	Ø mm	Cut out Ø mm	Height mm
78.429.085	185	85	30
78.429.125	240	123	30

DECK VENTILATORS



- Deck fan made of stainless steel
- Easy installation
- Including mounting screws

Art.no	Ø mm	Cut out Ø mm	Height mm	With decklight
78.431.002	228	95	35	Transparent
78.431.003	228	95	35	White

DECKVENT SOLAR



Deckvent with stainless steel AISI 316 cover and solar panel fan (no on/off switch). The fan moves the air from the inside out when day-/sunlight is on the solar panel. Capacity approximately 0.2m³ per minute in full sunlight.

Art.no	Ø mm	Cut out Ø mm	Height mm
78.434.100	200	102	32

DECKVENT STAINLESS STEEL



- Deckvent with stainless steel AISI 316 cover without closing

Art.no	Ø mm	Cut out Ø mm	Height mm
78.434.102	200	102	32

DECKVENT WITH CLOSING



- Deckvent with closing opportunity from the inside
- With captive bung (can't be lost)

Art.no	Ø mm	Cut out Ø mm	Height mm	Cover
78.434.103	200	102	36	plastic
78.434.104	200	102	32	Stainless Steel

SOLAR MINI VENT 1000 VENTILATOR MARINCO



The mini vent is the most compact solar cell fan from the Marinco range with an overall diameter of approx. 18cm. The mini vent is only suitable for ventilating air outward. It is a very useful tool to keep the boat cool during the hot hours of the day. Under full sunlight the fan can process 19,8m³ per hour. At night the fan is passive. A built-in valve prevents water ingress.

- Hole Size 95mm, can be mounted over existing holes with a max of 15,25 cm
- No batteries or cabling required
- Whisper quiet fan
- Delivery including finisher inside & fastening Material

Art.no	Ø mm	Cut out Ø mm	Height mm	Type
78.434.105	180	95	45	white ABS
78.434.106	180	95	45	Stainless steel

SOLAR DAY & NIGHT VENTILATOR **MARINCO**



The fan comes with a rechargeable battery which allows this fan to be deployed day and night. The fan features an on/off switch, led illumination and in or outlet switch. The rechargeable battery (NIMH) can be fully charged during the whole night with the fan power. The fan is completely water-and air-tight from the inside. The fan is, if necessary, loosened from the outside deck-ring with wire (included).

- Height 68mm
- Battery 2500mAh, 4.8V included
- Delivery including surface finish, fastening material and mosquito netting

Art.no	Ø mm	Cut out Ø mm	m³/hour	Type
78.434.110	229	95,0	23	Stainless steel
78.434.111	229	95,0	23	white ABS
78.434.112	254	120,6	28	Stainless steel
78.434.113	254	120,6	28	white ABS

GRILL VENTILATORS



- Stainless steel AISI 304
- Diameter Ø 127mm

Art.no	Description
78.311.000	Grill ventilator



new LOUVRED VENT SS



- Stainless Steel AISI 316
- Polished

Art.no	Ø mm
78.311.010	102
78.311.012	121
78.311.016	126



GRILL VENTILATORS STAINLESS STEEL **Talamex**

- Stainless Steel AISI 304
- 3- inlets
- Dimensions 205mm x 114mm
- Inside 182mm x 90mm



Art.no	Description
78.334.003	Grill ventilators 3-inlets

- 5- inlets
- Dimensions 326mm x 114mm
- Inside 304mm x 90mm



Art.no	Description
78.334.005	Grill ventilators 5-inlets

GRILL VENTILATORS



- Stainless steel AISI 304



Dimensions 152mm x 76mm

Art.no	Description
78.338.152	Closable
78.339.152	Open with stainless insect screen

Dimensions 229 x 76mm

Art.no	Description
78.338.229	Closable
78.339.229	Open with stainless insect screen

VENTILATORS



- Stainless steel AISI 304



Art.no	Width mm	Height mm	Type
78.335.063	127	66	1 x 3
78.335.114	126	116	1 x 6
78.335.122	118	232	1 x 15
78.336.000	232	128	2 x 6

VENTILATORS MARINE GRADE PLASTIC



- Flat 92mm x 92mm
- With hose connection for hose Ø 76mm

Art.no	Colour
78.337.092	Black
78.337.093	White



Art.no	Colour
78.337.094	Black
78.337.095	White



SHELL VENTS



- Flat 201mm x 101mm

Art.no	Colour
78.337.201	Black



- Flat 261mm x 125mm

Art.no	Colour
78.337.261	Black



BLOWERS WITH FLANGEMOUNT

Ignition protected radial blower for water sports applications, such as ventilating engine rooms and bilge areas. Compact and strong design with motor integrated in the center of the fan.

- Very strong plastic, suitable for harsh conditions
- ISO 9097: 1991, ISO8846 1990 ISO 10133 2000, EN55014-1 2006 (2004 / 108EC)



Art.no	Man. no	Description	Voltage/Amp	Dim. H x W x L mm	Inlet Ø mm	Outlet mm	Capacity m ³ /min.
78.505.200	10-02-001	flange 280	12V/5A	195 x 165 x 200	75	92 x 80	4,7
78.505.201	10-02-002	flange 280	24V/5A	195 x 165 x 200	75	92 x 80	4,7
78.505.202	10-02-003	flange 500	12V/15A	150 x 257 x 290	100	146 x 118	8,3
78.505.203	10-02-004	flange 500	24V/10A	150 x 257 x 290	100	145 x 118	8,3
78.505.204	10-02-006	flange 750	12V/20A	170 x 257 x 290	150	146 x 118	12,5
78.505.205	10-02-006	flange 750	24V/15A	170 x 257 x 290	150	146 x 118	12,5

BLOWERS WITH FLEXMOUNT CONNECTION

Ignition protected radial blower for water sports applications, such as ventilating engine rooms and bilge areas. Blower is suited for connection with a flexible hose for the intake and discharge of air.

- Very strong plastic, suitable for harsh conditions
- ISO 9097:1991, ISO8846 1990 ISO 10133 2000 ,EN55014-1 2006 (2004/108EC)



Art.no	Man. no	Description	Voltage/Amp	Dim. H x W x L mm	Inlet Ø mm	Outlet mm	Capacity m ³ /min.
78.505.210	10-03-007	flexmount 500	12V/15A	150 x 257 x 290	100	110	8,3
78.505.211	10-03-008	flexmount 500	24V/10A	150 x 257 x 290	100	110	8,3
78.505.212	10-03-009	flexmount 750	12V/20A	170 x 257 x 290	150	110	12,5
78.505.213	10-03-010	flexmount 750	24V/15A	170 x 257 x 290	150	110	12,5

IN-LINE BLOWERS

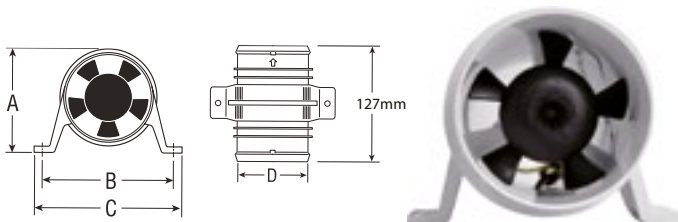
Blower for in-line mounting in water sports applications. These ignition protected blowers are ideal for ventilation of engine rooms, bilge space and other areas on your ship. Advanced 5-blade design for maximum air movement and performance. Very quiet and has a low power consumption. Suitable for continuous use.

- ISO 9097:1991, ISO8846 1990 ISO 10133 2000 ,EN55014-1 2006 (2004/108EC)



Art.no	Man. no	Description	Voltage/Amp	Dim. H x W x L mm	For hose mm	Capacity m ³ /min.
78.509.306	10-01-017	inline 750 250	12V/7,0A	178 x 220 x 250	178	12,5
78.509.307	10-01-018	inline 750 250	24V/3,5A	178 x 220 x 250	178	12,5
78.509.308	10-01-019	inline 750 165	12V/7,0A	178 x 220 x 165	178	12,5
78.509.309	10-010-20	inline 750 165	24V/7,0A	178 x 220 x 165	178	12,5
78.509.310	10-01-011	inline 1000 250	12V/7,0A	178 x 220 x 250	178	16,6
78.509.311	10-01-012	inline 1000 250	24V/3,5A	178 x 220 x 250	178	16,6
78.509.312	10-01-013	inline 1000 165	12V/7,0A	178 x 220 x 165	178	16,6
78.509.313	10-01-014	inline 1000 165	24V/3,5A	178 x 220 x 165	178	16,6

VENTILATORS



Allround in-line blower for fast and efficient air draining with minimal power consumption

- Suitable for e.g. bilge, galley, motor space, etc.
- Can be mounted horizontally or vertically.
- Spark free (ignition protected)
- Delivery including 2 cable ties for hose connection
- 12V

Art.no	A mm	B mm	C mm	D mm	Capacity m ³ /min.	Length mm
78.509.300	92	114	129	75	3,4	127
78.509.301	115	140	154	100	5,7	127

VENTILATION TAPE



- Seal joints in ventilation hoses & ducting
- Join foil faced insulation panels.
- Use in engine rooms
- With service temperature to 120°C
- Use as temporary exhaust bandage



Art.no	Colour	Width mm	Length m
34.321.128	silver	50	7

WINDOW WIPERS



- Manual
- Chrome plated brass with stainless steel wiper arm, length 170mm-280mm
- Blade length 280mm



Art.no	Description
83.505.000	Window wiper

WINDOW WIPER SET



- Complete set consisting of a windshield wiper motor, wiper arm and wiper blade
- Set is mass free and therefore suitable for all types of ships
- The wipe arc is adjustable to 80° or 110°
- Adjustable parking mode left or right
- Wiper arm adjustable from 280-355mm, wiper blade 280mm
- Voltage 12V DC

Art.no	Description
83.502.000	

WIPER ARM



- Suited for 5mm blade connection
- Without blade
- Stainless steel
- Suited for art. nr. 83.505.000




Art.no	Length
83.506.000	170 - 275

WIPER BLADES



- Stainless steel
- Arm connection 5mm
- For 83.506.000



Art.no	Length mm
83.504.280	280
83.504.356	355

9 WINDSCREEN WIPERS/ACCESSORIES

MULTIFUNCTIONAL WINDSHIELD WIPER SWITCH

MARINCO



An "intelligent" windshield wiper switch that performs all necessary circuits on the windshield wiper. Setting for 2 continuous speeds and 3 interval speeds (2, 4 or 8 sec delay). The switch can also be used for the nozzle. With LED indicator lights in the switch. Works with both 12 and 24V engines. The switch is a standard size which makes it easy to add to an existing range. (Required depth 67,5mm). Comes including 10 pin connector with female pins.

Art.no
85.501.120

WIPER MOTOR INTERVAL CONTROLLER

MARINCO



The controller can be used for 1 or 2 wiper motors and synchronized control of dual motors. The controller has the ability to set variable intervals & continuous values and also to connect the nozzle.

- IP67 Housing
- Protected against polarity reversal
- Works with 12V & 24V wiper motors

Art.no	Description
85.501.125	Controller dual speed
85.501.126	Controller single speed

ADJUSTABLE WIPER ARM

Talamex

- Stainless steel



Art.no	Length mm	For axle Ø mm
83.460.006	205 - 285	16
83.460.010	265 - 335	16

ADJUSTABLE WIPER ARM

Talamex

- Stainless steel, black epoxy coated



Art.no	Length mm	For axle Ø mm
83.461.010	265 - 335	16
83.461.014	335 - 495	16

PANTHOGRAPHIC WIPER ARM

Talamex

- Stainless steel, black epoxy coated
- 7mm blade connection



Art.no	Length mm	For axle Ø mm
83.462.018	457	16
83.462.019	540	16

WIPER BLADES

Talamex



- 7mm blade connection
- Black
- Stainless steel

Art.no	Length mm
83.471.120	292
83.471.121	356
83.471.122	406
83.471.123	457
83.471.124	508

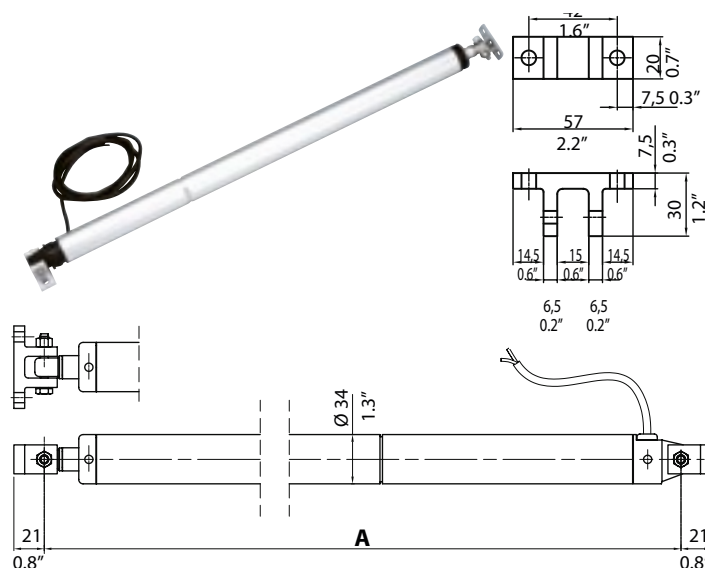
HATCH LIFTER ULYSSES ELECTRIC



The Ulysses is an electromechanic hatch lifter and especially developed for marine use on pleasure boats. They allow full or partial opening and closing of heavy engine hatches, peak tanks, hatch beams etc. By activating a switch, it is possible to lift the hatch to any desired position. The Ulysses is suitable for single installation only.

- Pull and Push with a maximum load of 650N (65kg-144lbs)
- Max. oscillation range 180°
- Ø 34mm
- Supplied with mounting hardware
- Supplied with circuitbreaker to stop accidental overloading
- Electronic stop at closed or full open position
- Aluminium ram arm
- IP65
- Speed:
 - 12V 5mm/sec no load, 4mm/sec max. load
 - 24V 8mm/sec no load, 6mm/sec max. Load
- Current absorption:
 - 12V 2A
 - 24V 1A
- Control box (relais) and switch can be ordered separately

To know whether the Ulysses series is suitable for your application, you need to know the Fmax (maximum load), which can be calculated with the formula on the next page. Of course, the stroke to be made must also be suitable.



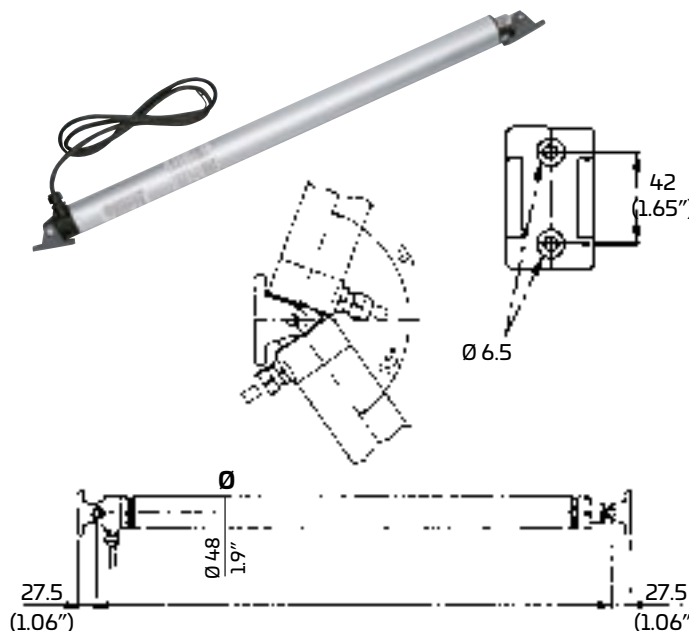
Art.no	Man. no	Stroke	Length in mm when fully closed	Volt
43.464.001	Ulysses 1812	180mm	515	12
43.464.002	Ulysses 1824	180mm	515	24
43.464.003	Ulysses 3012	300mm	635	12
43.464.004	Ulysses 3024	300mm	635	24

HATCH LIFTER AV ELECTRIC



The AV serie is a strong electromechanical hatch lifter that can be installed both single and twin cylinder. The AV serie is capable of handling higher loads on board of pleasure boats such as engine hatches, peak tanks, hatch beams etc.

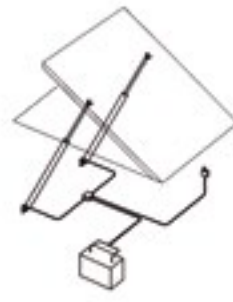
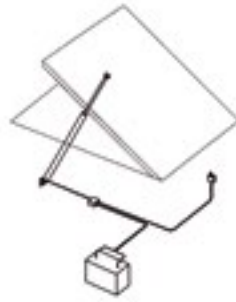
- Single or twin installation
- Maximum load:
 - single 1200N (120kg-265lbs)
 - twin 2400N (240kg-529lbs)
- Max. oscillation range 125°
- Ø 48mm
- Supplied with mounting hardware
- Supplied with circuit breaker to stop accidental overloading
- Electronic stop at closed or full open position
- Stainless steel ram arm
- Speed:
 - 25mm/sec no load
 - 17mm/sec max. load
- Current absorption:
 - 12V: 10A
 - 24V: 5A
- Control box (relais) and switch can be ordered separately
- 12V models are ignition protected according to ISO8846, UL1500



Art.no	Man. no	Stroke	Length in mm when fully closed	Volt
43.464.005	AV 3012	300mm (12")	677	12
43.464.006	AV 3024	300mm (12")	677	24
43.464.007	AV 4512	450mm (18")	827	12
43.464.008	AV 4524	450mm (18")	827	24
43.464.009	AV 6012	600mm (24")	977	12
43.464.010	AV 6024	600mm (24")	977	24

9 GAS SPRINGS

ACCESSORIES FOR HATCHLIFER ULYSSES AND AV SERIES



Art.no	Man. no	Description
43.464.011	RB 12	Controlbox (relais) for hatchlift 12V
43.464.012	RB 24	Controlbox (relais) for hatchlift 24V
43.464.013	SW20	3-way switch single pole, momentary

HATCHLIFT CALCULATION



The following equation will help you to calculate the maximum F_{max} (maximum load in Newtons) required from the hatch lifter to open your hatch, knowing the dimensions and weight of the hatch and the position of the mounting brackets.

$$F_{max} = \frac{P}{2} \times \frac{L}{b} \times \frac{X}{a} \times K^*$$

P = weight of the hatch in Newton (1kg = 9.8 Newton)

C, A, D, X, L and B: see drawing

K = result of table below

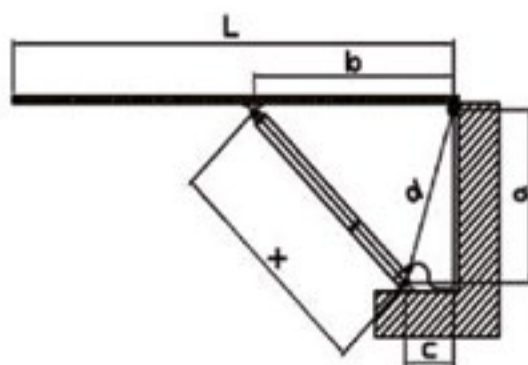
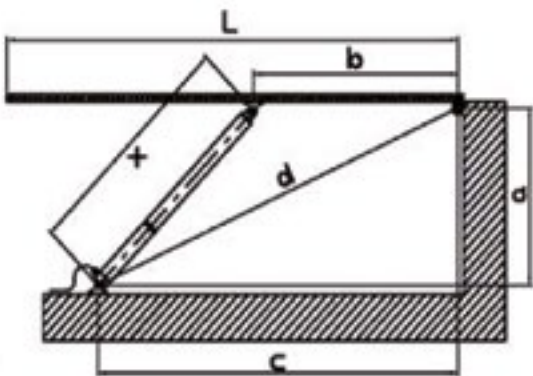


Table for calculation of K

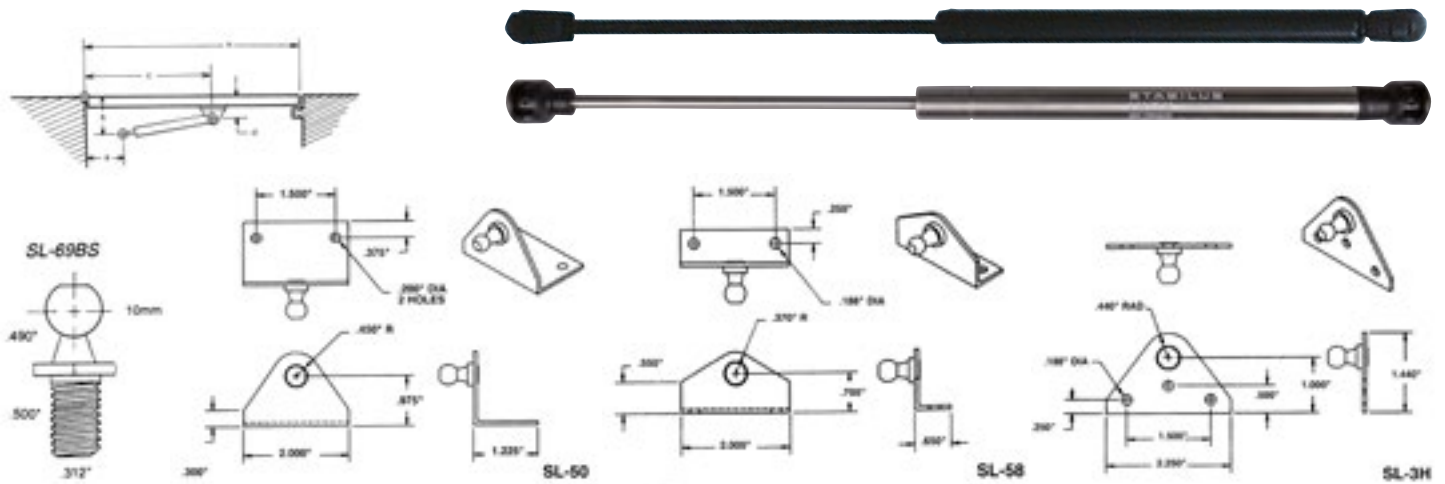
C/A	B/D															
	0.1	0.15	0.2	0.3	0.4	0.5	1.0	2.0	3.0	4.0	5.0	6.0	7.0	8.0	9.0	10.0
0.6	1.09	1.14	1.17	1.24	1.30	1.33	1.41	1.34	1.26	1.21	1.17	1.15	1.13	1.11	1.10	1.09
0.1	1.00	1.01	1.04	1.09	1.13	1.16	1.23	1.16	1.10	1.06	1.04	1.02	1.01	1.00	1.00	1.00
0.2	1.00	1.00	1.00	1.03	1.06	1.10	1.16	1.10	1.04	1.01	1.00	1.00	1.00	1.00	1.00	1.00
0.3	1.00	1.00	1.00	1.00	1.01	1.04	1.12	1.06	1.06	1.01	1.00	1.00	1.00	1.00	1.00	1.00
0.4	1.00	1.00	1.00	1.00	1.00	1.01	1.10	1.03	1.06	1.00	1.00	1.00	1.00	1.00	1.00	1.00
0.5	1.00	1.00	1.00	1.00	1.00	1.01	1.08	1.01	1.06	1.00	1.00	1.00	1.00	1.00	1.00	1.00

Values of K if the ratio c/a is included between 0 and 0.5 (if c/a > 0.5 use K=1)

GAS SPRINGS "POWERLIFT"



Equipped with polished chrome plated bar with bronze caps. Housing of deoxidised steel.



8 x 18 - 8mm rod x 18mm cylinder

Art.no	Length min mm	Length max mm	Pressure kg/n	Pressure lbs	Type
43.465.005	240	380	18/18	40	SL33
43.465.006	240	380	27/27	60	SL33
43.465.002	305	508	36/35	80	SL34
43.465.004	305	508	54/53	120	SL34
43.465.007	305	508	18/18	40	SL34
43.465.008	305	508	27/27	60	SL34

6 x 15 - 6mm rod x 15mm cylinder

Art.no	Length min mm	Length max mm	Pressure kg/n	Pressure lbs	Type
43.467.005	178	254	18/18	40	SL10
43.467.006	240	380	9/9	20	SL13
43.467.007	240	380	27/26	60	SL13
43.467.008	280	430	14/13	30	SL16
43.467.009	305	508	18/18	40	SL14
43.465.001	305	508	27/26	60	SL14

6 x 15 - 6mm rod x 15mm cylinder SS

Art.no	Length min mm	Length max mm	Pressure kg/n	Pressure lbs	Type
43.467.014	178	254	18/18	40	ST10
43.467.011	240	380	27/26	60	ST13
43.467.012	305	508	18/18	40	ST14
43.467.013	305	508	27/27	60	ST14

8 x 18 - 8mm rod x 18mm cylinder SS

Art.no	Length min mm	Length max mm	Pressure kg/n	Pressure lbs	Type
43.467.020	240	380	18/18	40	ST33
43.467.021	240	380	27/27	60	ST33
43.467.022	305	508	18/18	40	ST34
43.467.023	305	508	27/27	60	ST34
43.467.024	305	508	35/36	80	ST34

Stainless steel mounting brackets for gas springs

Art.no	Description
43.467.120	Ball bracket with thread SL69BS
43.467.121	L bracket SL50
43.467.122	L bracket SL58
43.467.123	Flat bracket SL-3H

9 HATCH HANDLES

VINYL GRAB HANDLES



Streamlined handles. The core of the handles is of strong polypropylene with around it a vinyl exterior that withstands the harsh conditions on the water. The mounting holes are covered with caps that are stuck to the trade.

Art.no	Colour
72.135.210	white
72.135.211	grey
72.135.212	black

FLEXIBLE GRAB HANDLE



Flexible handle that is conveniently applicable in many places. Thanks to the flexibility, it can also be mounted in hard to reach areas.

- UV Resistant
- Mould Resistant
- Complies with the ABYC H-41 standard
- Up to 180kg resilient
- Mounting by 4 screws

Art.no	Description
72.135.213	Flexible grab handle

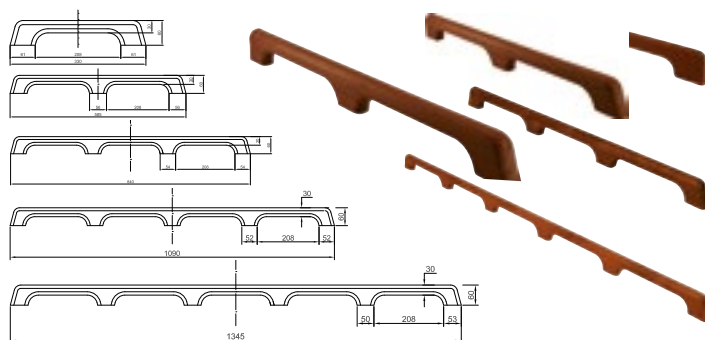
HATCH HANDLE PLASTIC



- Plastic slam latch for hatches and small doors
- UV and corrosion resistant
- The slam latch can also be opened from the inside
- The slam latch is supplied including two counter plates for different door thicknesses, screws and strike plate
- Maximum door thickness is 22mm
- Overall Ø 62mm, cut-out Ø 50mm

Art.no	Colour
43.457.005	white
43.457.006	black

HANDRAIL TEAK



Beautifully designed teak handrails.

- No screws included
- Produced from plantation teak

Art.no	Description	Length mm	Height mm
72.135.291	1-loop	330	60
72.135.292	2-loop	585	60
72.135.293	3-loop	840	60
72.135.294	4-loop	1090	60
72.135.295	5-loop	1345	60


HAND RAILS



- Handrailing with foot plate
- SS AISI 316
- Tube Ø 22mm

Art.no	Length mm	Height mm
72.135.220	200	75
72.135.230	300	75
72.135.250	500	75
72.135.280	800	75

new BOARDING SUPPORT



- Stainless steel AISI316 polished
- Double bracket kit (starboard and port mounting)
- Removable pole: length 1085mm, Ø 25mm, with sturdy grip

Art.no	Description
72.135.300	Boarding support

HATCH HANDLES




- Stainless steel AISI 316
- Hand polished
- Watertight

Art.no	Ø mm	Hole Ø mm	Lockable	Pcs
43.457.001	62	51	no	1
43.457.002	62	51	yes	1

HATCH HANDLE



- Stainless steel AISI 316



Art.no	Description	Pcs
43.601.255	55 x 77mm	1
43.601.260	56 x 48mm Heavy Duty	1

FLUSH LIFTING RING



- Stainless steel AISI 304

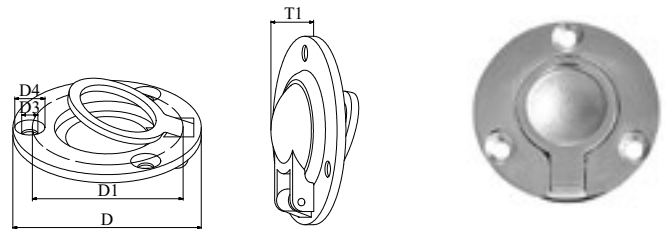


Art.no	Description	Pcs
43.615.000	55 x 66mm	5
43.615.001	38 x 45mm	1
43.615.002	76 x 57mm	1

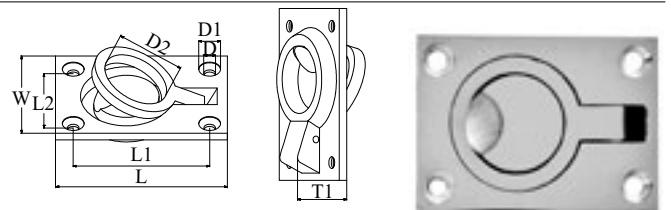
FLUSH LIFTING PULL



- SS AISI316 casted
- Mirror polished



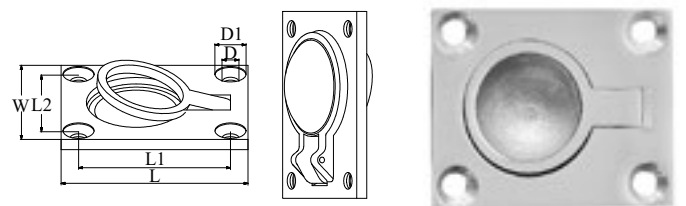
Art.no	D mm	D1 mm	D3 mm	D4 mm	T1 mm	Pcs
43.601.300	50	41	4,3	8	11	1



Art.no	L mm	D mm	D1 mm	D2 mm	L1 mm	L2 mm	T1 mm	W mm	Screw Ø	Pcs
43.601.301	63	4,3	8	25,5	50	31	12,5	44	M4	1



Art.nr.	L mm	W mm	D mm	D1 mm	H mm	H1 mm	T mm	W1 mm	Pcs
43.601.302	57	40	3,5	6	16	16	1,5	40	1



Art.no	L mm	D mm	D1 mm	L1 mm	L2 mm	W mm	Screw Ø	Pcs
43.601.303	48	4,3	8,0	39	29	38	M4	1

9 HATCH HANDLES/LOCKSETS

LEWMAR LOCKER LATCHES

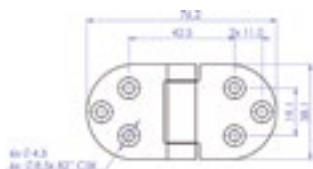


- Stainless steel lock
- Can be opened and closed by means of winch lever



Art.no	Description
89.400.061	Cockpit locker latch

HINGE "TORQUE"



Cast 316 SS hinge. Has constant torque to hold a light latch or cover in any desired position. The torque rating is 30kgf-cm (+/-15%) and will hold this approx. 20.000 cycles.

- Stainless steel AISI 316
- Material thickness 3mm

Art.no	Description
43.803.200	pin under
43.803.201	pin top

HATCH STAY



Universal hatch stays to be used e.g. hatches, storage locker lids, etc.. The hatch stays can be slid in and out continuously and are locked by means of a clamping system that is tightened with a button or cylinder. Hatch stays are made of STAINLESS STEEL with plastic fittings.

Art.no	Length mm	Locking
43.484.010	260 - 430	knob
43.484.011	340 - 590	knob
43.484.012	260 - 430	cylinder
43.484.013	340 - 590	cylinder

SPRING HATCH STAY



- Stainless steel spring
- For holding locker lids, hatches and doors
- Length 222mm



Art.no
43.485.000

WINDOW HOLDERS

- Adjustable from 30 to 51cm



Art.no	Material	Pcs
43.484.000	Chrome-plated brass	2

SNAP-LOCKS



- Brass or Chrome-plated brass with nylon rollers




Art.no	Material	Dimension
43.441.044	Brass	44mm
43.441.049	Brass	49mm
43.441.144	Chrome	44mm
43.441.149	Chrome	49mm

SNAP-LOCKS



- Plate size 32mm x 15mm



Art.no	Material	Pcs
43.442.000	Brass	10

RINGS



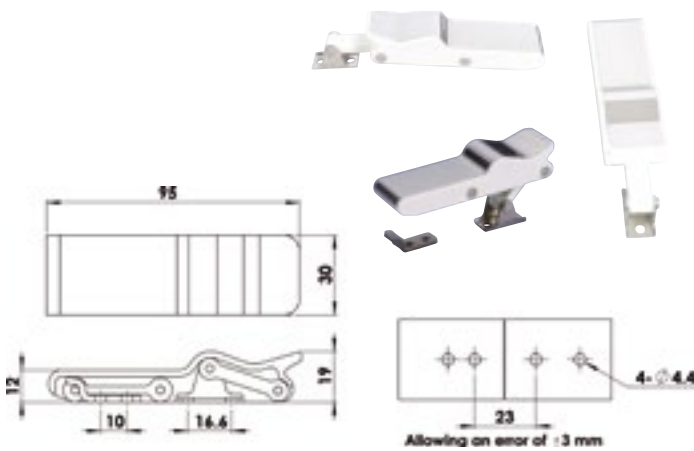
Rings for cabinets.

- Built-in height 13mm
- Hole: 38mm



Art.no	Description
43.457.000	Teak wood

FLEXIBLE LATCH AND CATCH LOCKS



Flexible locks that shuts doors, shutters and bricks securely. The flexible indoor-tendon allows the closure to bridge a distance of 6mm which makes it suitable for even the most difficult applications. Because of this, one is assured of a good solid closure and the sound by rattling/vibrating belongs to the past. Made of reinforced nylon with stainless steel.

Art.no
43.452.001

LATCH AND CATCH LOCKS



- Length 100mm



Art.no	Material	Pcs
43.452.000	Brass	5

HATCH HOLDER



- Dimensions 30mm x 100mm

Art.no	Material	Pcs
43.455.030	Brass	5



Art.no	Material	Pcs
43.455.100	Chrome-plated brass	5



Art.no	Material	Pcs
43.455.200	Brass	5



LOCKS

- 90° model
- Length 75mm

Art.no	Material	Pcs
43.454.000	Chrome-plated brass	5



DOOR LOCK

- Push-button brass
- Housing 70 x 45mm
- In brown or white



Art.no	Colour	Max. material thickness mm
43.168.001	brown	13
43.168.002	brown	16
43.168.003	brown	19
43.168.011	white	13
43.168.012	white	16
43.168.013	white	19

STUD CATCHES

- Chrome-plated brass
- Pin Ø 8mm



Art.no	Dimension mm
43.322.027	27 x 59
43.322.030	30 x 90

CABINET LATCHES



- Push button cabinet latches
- With a simple push of a button to lock or unlock
- The cabinet latches are for door thicknesses of 16-22mm
- Cutout diameter Ø 25,4mm

Art.no	Material	Type
14.543.020	Chrome plated plastic	round
14.543.021	Gold plated plastic	round
14.543.022	Chrome plated messing	round
14.543.023	Chrome plated plastic	convex
14.543.026	Cover plate straight	
14.543.027	Cover plate 90°	

SELF-LATCHING PUSH BUTTON CABINET LATCHES



- Selflatching cabinet latches
- Easy pushbutton opening and self-latching closing
- For doorthicknesses of 19mm/25mm
- Cutout diameter is Ø 25,4mm
- Supplied including strike and screws

Art.no	Material	Type
14.543.030	Chrome plated plastic	round
14.543.031	Stainless Steel	round
14.543.032	Chrome plated messing	round
14.543.033	Chrome plated plastic	convex
14.543.034	Stainless Steel	convex
14.543.035	Chrome plated plastic	rectangle
14.543.036	Stainless Steel	rectangle

CABINET/DRAWER LATCHES FLUSH DELUXE




- Stainless steel cabinet/drawer closures with brass chromeplated closing mechanism
- Opening by raising the button and closing by simply pushing the cabinet door or drawer
- Suitable for door/drawer thicknesses from 5mm 21mm
- Built-in diameter Ø 18mm
- Comes with lock plate

Art.no	Type
14.543.040	oval
14.543.041	rectangle

BARREL BOLTS



- Barrel bolts for closing doors, hatches etc.



Art.no	Material	Length mm
43.323.050	Brass	51
43.323.051	Brass chrome plated	51
43.323.052	Brass	76
43.323.053	Brass chrome plated	76

SAFETY HASPS AND STAPLES

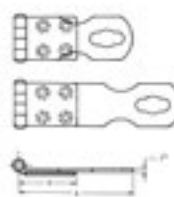


- Stainless steel AISI 304
- Polished

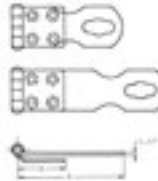


Fixed model

Art.no	Width mm	Length A mm	Length B mm	C mm
43.456.047	22,5	47,5	15,5	16

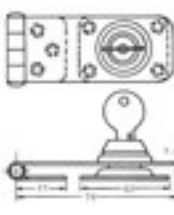


Art.no	Width mm	Length A mm	Length B mm	C mm
43.456.064	24	64	32	31,5
43.456.091	24	91	32	31,5



Turn model

Art.no	Width mm	Length A mm	Length B mm	C mm
43.456.164	24	64	29	31,5
43.456.191	24	91	29	31,5



With key lock. Size when closed: 30mm x 80mm.

Art.no	Width mm	Length A mm
43.456.030	30	80

SAFETY HASPS AND STAPLES



- Stainless hasp with eye (for padlock of max. 6mm.)
- Swivels to act as a quick latch
- LxW (closed): 57mm x 31mm



Art.no	Description
43.456.075	Straight model
43.456.175	90° model

CABIN HOOK



Art.no	Description
43.335.050	Chrome-plated brass, length: 62mm



Art.no	Description
43.335.075	Chrome-plated brass, length: 76mm



Art.no	Description
43.336.050	Brass, length: 62mm



Art.no	Description
43.336.075	Brass, length: 76mm

ROLL-LOCK



- Brass, chrome plated
- With nylon rollers



Art.no	Height mm
43.440.025	28
43.440.050	36

STAZO CABINLOCK



The Stazo Cabinlock is the ideal solution for securing the cabin entrance. Through a strong STAINLESS STEEL lock on the sliding hatch and a rod with fittings, the panels are connected with the sliding hatch which makes the opening up of a cabin entry many times more difficult. When you stay on board, the lock and the rod with fittings are easy to take off and to store. The system is easy adjustable to various heights. The Cabinlock comes with the necessary fittings and a clear installation instruction. The Cabinlock is recommended by the insurance companies.

Art.no	Description
42.117.003	Stazo Cabinlock

STAZO SMARTLOCK QL



- Thick walled locking device of stainless steel for clamp on outboard motors
- 2 years warranty
- International certified: SCM, VbV, ART
- Including a STAZO plus cylinder and key code card
- Easy installation, no tools required
- Lasso cable to obtain separately in 2,5m and 5m
- Art. nr. 42.117.001: VbV + SCM
- Art. nr. 42.117.005/006: VbV + SCM + ART 1



Art.no	Description
42.117.001	STAZO Smartlock QL
42.117.005	STAZO Smartlock QL + cable lasso 2,5m
42.117.006	STAZO Smartlock QL + cable lasso 5m

STAZO DECKLOCK QL



- Thickwalled locking device of stainless steel for deck- or wall installation
- 2 years warranty
- Including a STAZO plus cylinder and key code card
- Theft proof installation
- Available with a 2,5m and 5m lasso cable
- Art. nr. 42.117.051: VbV
- Art. nr. 42.117.025/050: VbV + ART 1



Art.no	Description
42.117.051	
42.117.025	STAZO Decklock QL + Cable Lasso 2,5m
42.117.050	STAZO Decklock QL + Cable Lasso 5m
42.117.364	STAZO Decklock QL bottom plate

STAZO LASSO CABLE QL



- Lasso cable of stainless steel 20mm diameter, including STAZO safety core and locking pen, for STAZO® smartlock QuickLink and STAZO® decklock QuickLink
- With polyethylene cover
- Available in 2,5m and 5m
- Vbv + ART 1



Art.no	Description
42.117.125	Stazo QL + Cable Lasso 2,5m
42.117.150	Stazo QL + Cable Lasso 5m

STAZO ART LOCK



- Padlock made of hardened steel
- With an all season- and chemical resistant rubber protective coating
- Incl. a lockable key hole to protect against pollution
- Incl. a STAZO®plus cylinder and key code card
- Art. nr. 42.117.360: VbV + ART 3
- Art. nr. 42.117.350/355: VbV + ART 1

Art.no	Description
42.117.360	STAZO lock
42.117.350	STAZO lock + eye cable 2,5m
42.117.355	STAZO lock + eye cable 5m

STAZO EYE CABLE



- Lasso cable, special woven, polyethylene coating
- With STAZO safety core
- Many applications
- Art. nr. 42.117.052/053: ART 1 + VbV
- Art. nr. 42.117.300/305: VbV



Art.no	Description
42.117.300	STAZO eye cable 3,0m, Ø 10mm
42.117.305	STAZO eye cable 5,0m, Ø 10mm
42.117.052	STAZO eye cable 2,5m, Ø 20mm
42.117.053	STAZO eye cable 5,0m, Ø 20mm

STAZO WALL/DOCK ANCHORPLATE



- Round type with 16mm (3/4") shackle
- Jetty- wall- and street anchor completely made of stainless steel AISI 316
- Type ap: incl. anchor plugs.
- Many applications possible

Art.no	Description
42.117.015	STAZO Wall/Dock Anchorplate Drop

STAZO YACHT/WALL ANCHOR



- Yacht- and wall anchor entirely manufactured of stainless steel
- 16mm ring
- Equipped with bolt with nut



Art.no	Description
42.117.330	STAZO Wall Anchor Rotterdam



Art.no	Description
42.117.335	STAZO Wall Anchor Amsterdam

STAZO NUTLOCK



- Thick walled lock of stainless steel for outboard motors with a bolt/nut installation
- 2 years warranty, intl. certified: SCM + VbV
- Including a STAZO plus cylinder and key code card.
- Easy installation



Art.no	Description
42.117.020	STAZO Nutlock

STAZO OUTBOARD LOCK



- Solid SS lock equipped with hardened anti grinding and sawing roller
- Dim.: 4cm x 4cm x 30cm



Art.no	Description
42.117.002	Stazo Outboard lock

STAZO SECURITY CHAIN



- Lasso security chain with square shackles
- Made of hardened steel
- Incl. STAZO protective cover
- As set with STAZO ART lock
- 2 years guarantee, intl. certified: ART3 + VbV



Art.no	Description
42.117.315	STAZO security chain 1,5m + STAZO lock
42.117.325	STAZO security chain 2,5m + STAZO lock

STAZO BRACKET NUT



- Stainless steel
- Sufficient theft protection
- Easy installation



Art.no	Size
42.117.361	M8
42.117.362	M16
42.117.363	M22

PADLOCKS CYLINDER ABUS TYPE T84MB



- Brass padlocks in marine plastic housing for extra protection
- With 2 keys



Art.no	Type	Body l mm	inner L mm	inner W mm	Bracket Ø mm	Pcs
42.110.025	T84MB/20	22	11	10,0	4,0	1
42.110.030	T84MB/30	32	14	14,5	5,0	1
42.110.040	T84MB/40	43	21	20,0	6,5	1

Art.no	Type	Description
42.110.130	T84MB/30	3 locks with 4 similar keys
42.110.140	T84MB/40	3 locks with 3 similar keys

PADLOCKS CHROMED



- Solid brass, chrome-plated
- Stainless steel bracket



Art.no	Type	Body l mm	inner L mm	inner W mm	Bracket Ø mm	Pcs
42.110.530	84IB/30	28,5	14	14,5	4,5	1
42.110.540	84IB/40	40,0	21	20,5	6,0	1
42.110.550	84IB/50	49,5	24	25,5	7,0	1
42.110.640	84IB/40HB40	40,0	40	20,5	6,0	1
42.110.650	84IB/50HB50	49,5	50	25,5	7,0	1

PADLOCKS CYLINDER ABUS



- Brass body and hardened steel brace



Art.no	Type	Body l mm	inner L mm	inner W mm	Bracket Ø mm	Pcs
42.111.030	85/30	30,0	17,0	17,0	5,0	6
42.111.040	85/40	40,0	22,0	23,0	6,5	6
42.111.050	85/50	50,0	28,0	29,0	8,0	6

PADLOCKS CYLINDER ABUS 85/40HB



- Brass body and hardened steel brace
- 2 keys



Art.no	Type	Body l mm	inner L mm	inner W mm	Bracket Ø mm	Pcs
42.112.040	85/40HB40	40	40	23	6,5	3
42.112.063	85/40HB63	40	63	23	6,5	3

PADLOCKS CYLINDER ABUS 85 IB



- Brass body and stainless steel brace
- 2 keys




Art.no	Type	Body l mm	inner L mm	inner W mm	Bracket Ø mm	Pcs
43.166.030	85IB/30	30	17	17	5,0	1
43.166.040	85IB/40	40	22	23	6,5	1
43.166.050	85IB/50	50	28	29	8,0	1

PADLOCKS BRASS KEYED ALIKE



- Solid brass, stainless steel bracket
- Set of 6 locks, keyed-alike (= 1 key for 6 locks)



Art.no	Type	Body l mm	inner L mm	inner W mm	Bracket Ø mm	Pcs
43.166.230	85IB/30	30	17	17	5,0	6
43.166.240	85IB/40	40	22	23	6,5	6
43.166.250	85IB/50	50	28	29	8,0	6

PADLOCK CYLINDER



- Brass body and stainless steel brace
- 2 keys



Art.no	Body length mm	Inner length mm	Outer width mm	Bracket Ø mm	Pcs
42.115.030	30	18	18	5	1
42.115.040	40	22	24	6	1
42.115.050	50	30	30	7	1

BRASS PADLOCK



- Brass padlock with stainless steel brace
- Body and brace with plastic cover and cap



Art.no	Type	Body l mm	inner L mm	inner W mm	Bracket Ø mm	Pcs
42.116.000	70IB/45	49	25	21	8	6

ABUS COMBINATION LOCKS



- Brass padlock with hardened steel brace
- 3-6 pins lock depending of size
- All parts are stainless



Art.no	Type	Body l mm	inner L mm	inner W mm	Bracket Ø mm	Pcs
42.113.020	165/20	23	22	9	3	1
42.113.030	165/30	32	25	14	5	1
42.113.040	165/40	42	27	22	6	1

ABUS COMBINATION LOCKS



- Brass



Art.no	Type	Body l mm	inner L mm	inner W mm	Bracket Ø mm	Pcs
42.113.250	180IB/50	53	25	25	8	1
42.113.350	180IB/50HB63	53	63	25	8	1

TALAMEX DISCUS LOCK



- Stainless steel lock with hardened steel



Art.no	Dimensions	Pcs
43.167.170	Ø 70mm, bracket 10mm	1

ABUS CHAIN BLACK LOOP MARINE



- Hardened steel chain with fabric cover
- Colour black



Art.no	Length cm
42.114.502	200
42.114.503	140
42.114.504	100

ABUS COBRA EYE CABLE



- Stable steel cables with plastic mantle
- For use with a bracket or padlock
- Ideal for the trailer, boat, surfboard, etc.



Art.no	Length cm
42.116.602	200
42.114.605	500
42.114.610	1000

9 HINGES

NYLON HINGES



- Nylon hinges with s/s pin
- Colour black
- Thickness 4mm



Art.no	Length mm	Width mm
43.800.039	38	35



Art.no	Length mm	Width mm
43.800.057	56	35



Art.no	Length mm	Width mm
43.800.075	74	35



Art.no	Length mm	Width mm
43.800.083	84	26,5

PIANO HINGES

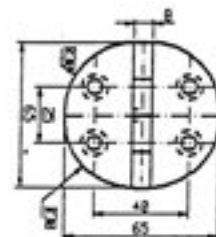


- Stainless steel AISI 304
- Holes already drilled



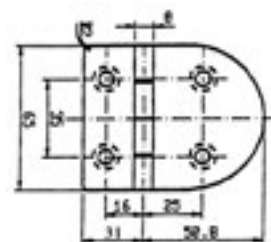
Art.no	Length mm	Width mm
43.799.091	91	32

HINGES

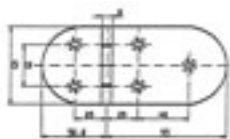


- Stainless steel AISI 316
- High-polish finish

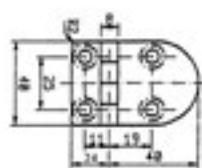
Art.no	Ø mm	Degrees
43.804.065	65	90°
43.804.265	65	180°



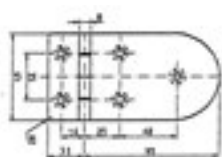
Art.no	L x W mm	Degrees
43.804.076	81,8 x 65	90°
43.804.276	81,8 x 65	180°



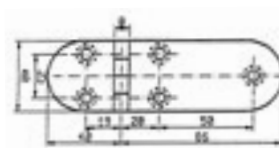
Art.no	L x W mm	Degrees
43.804.145	145,8 x 65	90°
43.804.345	145,8 x 65	180°



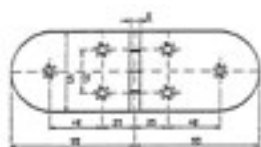
Art.no	L x W mm	Degrees
43.804.057	64 x 40	90°
43.804.257	64 x 40	180°



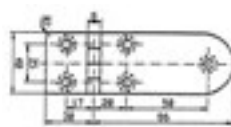
Art.no	L x W mm	Degrees
43.804.120	126 x 65	90°
43.804.320	126 x 65	180°



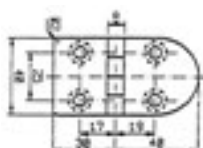
Art.no	L x W mm	Degrees
43.804.126	126 x 40	90°
43.804.326	126 x 40	180°



Art.no	L x W mm	Degrees
43.804.190	190 x 65	90°
43.804.390	190 x 65	180°



Art.no	L x W mm	Degrees
43.804.116	116 x 40	90°
43.804.316	116 x 40	180°



Art.no	L x W mm	Degrees
43.804.070	70 x 40	90°
43.804.270	70 x 40	180°



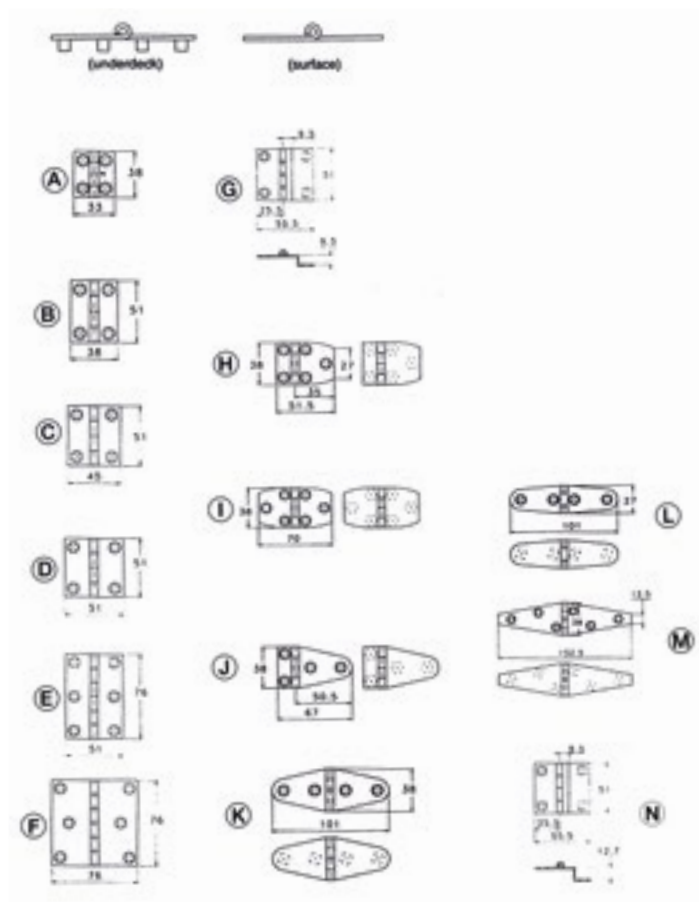
Art.no	L x W mm	Degrees
43.804.141	141,5 x 29	90°
43.804.341	141,5 x 29	180°

9 HINGES

HAND-POLISHED HINGES



- Stainless steel AISI 304
- With 6mm screw holes
- Hinges are 1,2mm thick

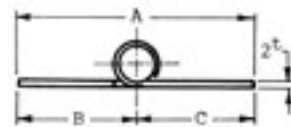
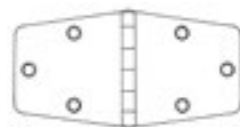


Art.no	L x W mm	Drawing
43.802.033	38 x 33	A
43.802.038	51 x 38	B
43.802.045	51 x 45	C
43.802.051	51 x 51	D
43.802.049	76 x 51	E
43.802.076	76 x 76	F
43.802.052	38 x 51,5	H
43.802.069	38 x 70	I
43.802.067	38 x 67	J
43.802.101	38 x 101	K
43.802.102	27 x 101	L
43.802.153	38 x 152,5	M
43.802.055	51 x 55,5	G
43.802.053	55,5 x 51	N

HINGES



- Stainless steel AISI 304
- Highly polished



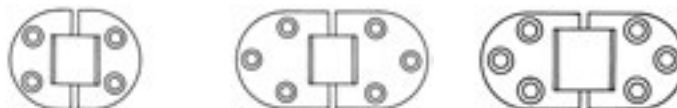
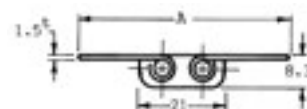
- Thickness 2mm

Art.no	Width mm	Length A mm	Length B mm	Length C mm
43.803.151	74,5	151	75,5	75,5



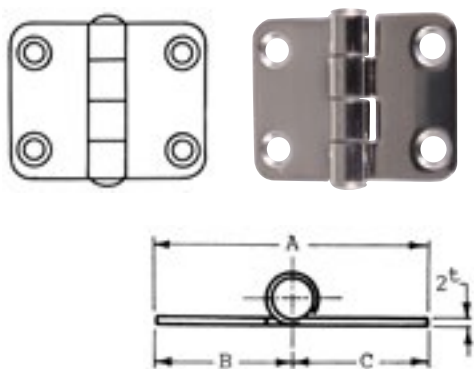
- Thickness 2mm

Art.no	Width mm	Length A mm	Length B mm	Length C mm
43.803.101	27,5	101,0	50,5	50,5
43.803.126	27,5	126,5	76,0	50,5
43.803.152	27,5	152,0	76,0	76,0



- Thickness 1,5mm

Art.no	Width mm	Length A mm
43.803.051	38	51
43.803.065	30	82
43.803.076	38	76



• Thickness 2mm

Art.no	Width mm	Length A mm	Length B mm	Length C mm
43.803.046	37,0	46,0	23,0	23,0
43.803.137	38,5	37,0	18,5	18,5
43.803.054	38,5	54,0	27,0	27,0

HINGES



- Stainless steel
- Thickness 4mm



Art.no	Dim. W x H mm
43.833.250	152 x 29



Art.no	Dim. W x H mm
43.835.038	38 x 38
43.835.050	50 x 50



Art.no	Dim. W x H mm
43.835.075	75 x 38
43.835.105	105 x 38



Art.no	Dim. W x H mm
43.835.057	57 x 38
43.835.072	76 x 38



Art.no	Dim. W x H mm
43.835.054	54 x 38

HATCH HINGES



- Stainless steel with removable pin
- Thickness 6mm



Art.no	Type	Dim. W x H mm
43.834.067	Standard	67 x 73



Art.no	Type	Dim. W x H mm
43.834.167	Angle	67 x 73



Art.no	Type	Dim. W x H mm
43.834.088	Long	88 x 73

9 HINGES

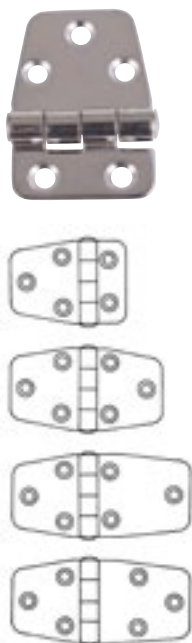
HINGES REMOVABLE



- Thickness 4mm

Art.no	Type	Dim. W x H mm
43.835.089	left	89 x 50
43.835.189	right	89 x 50

HINGES HIGH POLISHED



- Stainless steel AISI 304
- Thickness 2mm

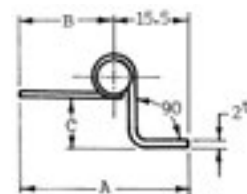
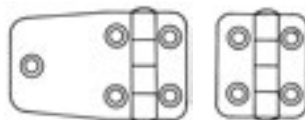


Art.no	Width mm	Length A mm	Length B mm	Length C mm
43.803.154	38,5	54,5	36,0	18,5
43.803.072	38,5	72,0	36,0	36,0
43.803.084	38,5	84,0	36,0	48,0
43.803.184	38,5	84,0	36,0	48,0

OFFSET HINGES



- Stainless steel AISI 304, polished
- Thickness 2mm

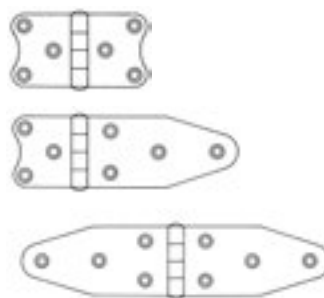


Art.no	Width mm	Length A mm	Length B mm	Length C mm
43.803.063	38,5	64,0	48,5	20
43.803.163	38,5	64,0	48,5	9
43.803.034	38,5	34,0	18,5	9

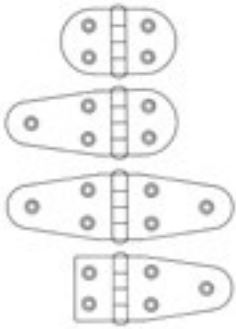
HINGES



- Stainless steel AISI 304
- High polished
- Thickness 2mm



Art.no	Width mm	Length A mm	Length B mm	Length C mm
43.803.075	40	75,0	37,5	37,5
43.803.127	40	127,5	37,5	90,0
43.803.180	40	180,0	90,0	90,0



Art.no	Width mm	Length A mm	Length B mm	Length C mm
43.803.070	38,5	70	35	35
43.803.103	38,5	103	68	35
43.803.136	38,5	136	68	68
43.803.095	38,5	95	27	68

ALUMINIUM HINGES

Pfeiffer
Marine

- Anodized
- Bolt M5
- For fasteners Ø 5mm
- Per piece



Art.no	Length mm	Width mm	Screwholes	Weight g
43.840.058	58	40	4	23



Art.no	Length mm	Width mm	Screwholes	Weight g
43.840.065	65	40	4	25



Art.no	Length mm	Width mm	Screwholes	Weight g
43.840.074	75	40	4	30



Art.no	Length mm	Width mm	Screwholes	Weight g
43.840.095	95	40	5	38



Art.no	Length mm	Width mm	Screwholes	Weight g
43.840.107	107	40	5	40



Art.no	Length mm	Width mm	Screwholes	Weight g
43.840.140	140	40	6	50

COUNTERSUNK (FLAT) HEAD SCREW DIN 963

Talamex[®]

- Stainless steel AISI 316



Art.no	Dim. mm	Content per blister	Blister per package
40.101.060	M4 x 20	14	6
40.101.061	M4 x 30	12	6
40.101.062	M4 x 40	10	6
40.101.063	M4 x 50	6	6
40.101.064	M4 x 60	3	6
40.101.065	M4 x 70	3	6
40.101.066	M5 x 20	8	6
40.101.067	M5 x 30	6	6
40.101.068	M5 x 40	6	6
40.101.069	M5 x 50	4	6
40.101.070	M5 x 60	4	6
40.101.071	M5 x 70	2	6
40.101.072	M6 x 20	6	6
40.101.073	M6 x 30	4	6
40.101.074	M6 x 40	4	6
40.101.075	M6 x 50	3	6
40.101.076	M6 x 60	2	6
40.101.077	M6 x 70	2	6
40.101.078	M8 x 30	3	6
40.101.079	M8 x 40	3	6
40.101.080	M8 x 50	2	6
40.101.081	M8 x 60	2	6
40.101.082	M8 x 70	2	6

BOLT LENS COUNTERHEAD DIN 964

• Stainless steel AISI 316

Art.no	Dim. mm	Content per blister	Blister per package
40.101.091	M4 x 20	8	6
40.101.092	M4 x 30	8	6
40.101.093	M4 x 40	6	6
40.101.094	M4 x 50	5	6
40.101.095	M4 x 60	5	6
40.101.096	M4 x 70	4	6
40.101.097	M5 x 20	6	6
40.101.098	M5 x 30	4	6
40.101.099	M5 x 40	4	6
40.101.100	M5 x 50	3	6
40.101.101	M5 x 60	3	6
40.101.102	M5 x 70	3	6
40.101.103	M6 x 20	6	6
40.101.104	M6 x 30	4	6
40.101.105	M6 x 40	3	6
40.101.106	M6 x 50	2	6
40.101.107	M6 x 60	2	6
40.101.108	M6 x 70	2	6
40.101.109	M8 x 30	2	6
40.101.110	M8 x 40	1	6
40.101.111	M8 x 50	1	6
40.101.112	M8 x 60	1	6
40.101.113	M8 x 70	1	6



BOLT FLAT RECESSED HEXAGON DIN 7991

• Stainless steel AISI 316

Art.no	Dim. mm	Content per blister	Blister per package
40.101.460	M4x20	12	6
40.101.461	M4x30	12	6
40.101.462	M4x40	10	6
40.101.463	M4x50	6	6
40.101.464	M4x60	6	6
40.101.465	M5x20	12	6
40.101.466	M5x30	8	6
40.101.467	M5x40	6	6
40.101.468	M5x50	5	6
40.101.469	M5x60	4	6
40.101.470	M6x20	10	6
40.101.471	M6x30	6	6
40.101.472	M6x40	5	6
40.101.473	M6x50	4	6
40.101.474	M6x60	3	6
40.101.475	M8x20	5	6
40.101.476	M8x30	4	6
40.101.477	M8x40	3	6
40.101.478	M8x50	2	6
40.101.479	M8x60	2	6
40.101.480	M8x70	1	6
40.101.481	M8x80	1	6
40.101.482	M10x30	2	6
40.101.483	M10x40	2	6
40.101.484	M10x50	1	6
40.101.485	M10x60	1	6
40.101.486	M10x100	1	6



BOLT FLAT COUNTERSUNK PHILIPSHEAD DIN 965

• Stainless steel AISI 316

Art.no	Dim. mm	Content per blister	Blister per package
40.101.115	M4 x 20	14	6
40.101.116	M4 x 30	10	6
40.101.117	M4 x 40	10	6
40.101.118	M4 x 50	8	6
40.101.119	M4 x 60	6	6
40.101.120	M4 x 70	4	6
40.101.121	M5 x 20	12	6
40.101.122	M5 x 30	8	6
40.101.123	M5 x 40	6	6
40.101.124	M5 x 50	4	6
40.101.125	M5 x 60	4	6
40.101.126	M5 x 70	4	6
40.101.127	M6 x 20	8	6
40.101.128	M6 x 30	6	6
40.101.129	M6 x 40	4	6
40.101.130	M6 x 50	3	6
40.101.131	M6 x 60	2	6
40.101.132	M6 x 70	2	6
40.101.133	M8 x 30	3	6
40.101.134	M8 x 40	2	6
40.101.135	M8 x 50	2	6
40.101.136	M8 x 60	1	6
40.101.137	M8 x 70	1	6



HEXAGON LOCK NUT DIN 985

• Stainless steel AISI 316

Art.no	Dim. mm	Content per blister	Blister per package
40.100.050	M4	18	6
40.100.051	M5	14	6
40.100.052	M6	10	6
40.100.053	M8	5	6
40.100.054	M10	2	6
40.100.055	M12	1	6



HEXAGON BOLT INCL. HEXAGON NUT DIN 933



• Stainless steel AISI 316

Art.no	Dim. mm	Content per blister	Blister per package
40.101.030	M4 x 30	8	6
40.101.031	M4 x 40	6	6
40.101.032	M4 x 50	5	6
40.101.033	M4 x 60	4	6
40.101.034	M4 x 70	1	6
40.101.035	M5 x 20	8	6
40.101.036	M5 x 30	6	6
40.101.037	M5 x 40	5	6
40.101.038	M5 x 50	4	6
40.101.039	M5 x 60	4	6
40.101.040	M5 x 70	2	6
40.101.041	M6 x 20	5	6
40.101.042	M6 x 30	4	6
40.101.043	M6 x 40	4	6
40.101.044	M6 x 50	3	6
40.101.045	M6 x 60	3	6
40.101.046	M6 x 70	2	6
40.101.047	M8 x 20	3	6
40.101.048	M8 x 30	2	6
40.101.049	M8 x 40	2	6
40.101.050	M8 x 50	2	6
40.101.051	M8 x 60	1	6
40.101.052	M8 x 70	1	6
40.101.053	M8 x 80	1	6
40.101.054	M10 x 30	2	6
40.101.055	M10 x 40	1	6
40.101.056	M10 x 50	1	6
40.101.057	M10 x 60	1	6
40.101.058	M10 x 100	1	6



BOLT LENS PHILIPSHEAD DIN 966



• Stainless steel AISI 316

Art.no	Dim. mm	Content per blister	Blister per package
40.101.140	M4 x 20	12	6
40.101.141	M4 x 30	8	6
40.101.142	M4 x 40	4	6
40.101.143	M4 x 50	4	6
40.101.144	M4 x 60	3	6
40.101.145	M5 x 20	8	6
40.101.146	M5 x 30	6	6
40.101.147	M5 x 40	4	6
40.101.148	M5 x 50	4	6
40.101.149	M5 x 60	3	6
40.101.150	M5 x 70	2	6
40.101.151	M6 x 20	6	6
40.101.152	M6 x 30	4	6
40.101.153	M6 x 40	4	6
40.101.154	M6 x 50	3	6
40.101.155	M6 x 60	2	6
40.101.156	M6 x 70	2	6
40.101.157	M8 x 30	2	6
40.101.158	M8 x 40	2	6
40.101.159	M8 x 50	1	6
40.101.160	M8 x 60	1	6
40.101.161	M8 x 70	1	6



WING NUT DIN 315



• Stainless steel AISI 316

Art.no	Dim. mm	Content per blister	Blister per package
40.100.070	M4	3	6
40.100.071	M5	2	6
40.100.072	M6	2	6
40.100.073	M8	2	6
40.100.074	M10	1	6



HEXAGON-BOLT DIN 84



• Stainless steel AISI 316

Art.no	Dim. mm	Content per blister	Blister per package
40.101.001	M4 x 20	10	6
40.101.002	M4 x 30	10	6
40.101.003	M4 x 40	8	6
40.101.004	M4 x 50	6	6
40.101.005	M4 x 60	4	6
40.101.006	M4 x 70	4	6
40.101.007	M5 x 20	8	6
40.101.008	M5 x 30	6	6
40.101.009	M5 x 40	6	6
40.101.010	M5 x 50	4	6
40.101.011	M5 x 60	3	6
40.101.012	M5 x 70	2	6
40.101.013	M6 x 20	6	6
40.101.014	M6 x 30	4	6
40.101.015	M6 x 40	4	6
40.101.016	M6 x 50	4	6
40.101.017	M6 x 60	2	6
40.101.018	M6 x 70	2	6
40.101.019	M8 x 30	3	6
40.101.020	M8 x 40	2	6
40.101.021	M8 x 50	2	6
40.101.022	M8 x 60	1	6
40.101.023	M8 x 70	1	6



HEXAGON NUT DIN 934



• Stainless steel AISI 316

Art.no	Dim. mm	Content per blister	Blister per package
40.100.040	M3	24	6
40.100.041	M4	18	6
40.100.042	M5	16	6
40.100.043	M6	12	6
40.100.044	M8	6	6
40.100.045	M10	2	6
40.100.046	M12	1	6



HEXAGON DOME NUT DIN 1587



• Stainless steel AISI 316

Art.no	Dim. mm	Content per blister	Blister per package
40.100.060	M4	6	6
40.100.061	M5	6	6
40.100.062	M6	4	6
40.100.063	M8	2	6
40.100.064	M10	2	6
40.100.065	M12	1	6



SPRING WASHER DIN 127



• Stainless steel AISI 316

Art.no	Dim. mm	Content per blister	Blister per package
40.100.010	M4	30	6
40.100.011	M5	20	6
40.100.012	M6	10	6
40.100.013	M8	8	6
40.100.014	M10	6	6
40.100.015	M12	4	6



WASHER DIN 125



• Stainless steel AISI 316

Art.no	Dim. mm	Content per blister	Blister per package
40.100.001	M4	30	6
40.100.002	M5	20	6
40.100.003	M6	10	6
40.100.004	M8	8	6
40.100.005	M10	6	6
40.100.006	M12	4	6



TOOTHED SPRING WASHER



• Stainless steel AISI 316

Art.no	Dim. mm	Content per blister	Blister per package
40.100.020	M4	30	6
40.100.021	M5	20	6
40.100.022	M6	10	6
40.100.023	M8	8	6
40.100.024	M10	6	6
40.100.025	M12	4	6



WASHER DIN 9021



• Stainless steel AISI 316

Art.no	Dim. mm	Content per blister	Blister per package
40.100.031	M4	20	6
40.100.032	M5	16	6
40.100.033	M6	8	6
40.100.034	M8	4	6
40.100.035	M10	2	6
40.100.036	M13	1	6



BRASS WOOD SCREW COUNTERSUNK DIN 97



• Brass

Art.no	Dim. mm	Content per blister	Blister per package
40.101.425	3,0 x 12	6	6
40.101.426	3,0 x 16	6	6
40.101.427	3,5 x 20	6	6
40.101.428	4,0 x 20	6	6
40.101.429	4,0 x 25	6	6
40.101.430	4,0 x 30	4	6
40.101.431	5,0 x 40	2	6
40.101.432	5,0 x 50	2	6



BRASS WOOD SCREW COUNTER RAISED HEAD DIN 96



Art.no	Dim. mm	Content per blister	Blister per package
40.101.415	2,0 x 10	6	6
40.101.416	2,5 x 10	6	6
40.101.417	2,5 x 12	6	6
40.101.418	2,5 x 16	6	6
40.101.419	3,0 x 20	6	6
40.101.420	3,5 x 25	6	6

• Brass



BRASS WOOD SCREW COUNTER HEAD DIN 95



Art.no	Dim. mm	Content per blister	Blister per package
40.101.400	2,5 x 12	6	6
40.101.401	3,0 x 16	6	6
40.101.402	3,5 x 20	6	6
40.101.403	4,0 x 25	4	6
40.101.404	5,0 x 40	2	6

• Brass



PLATE SCREW CYLINDER PHILIPSHEAD DIN 7981



Art.no	Dim. mm	Content per blister	Blister per package
40.101.195	2,9 x 9,5	24	6
40.101.196	2,9 x 13	20	6
40.101.197	2,9 x 19	16	6
40.101.198	2,9 x 25	12	6
40.101.199	3,5 x 9,5	12	6
40.101.200	3,5 x 13	12	6
40.101.201	3,5 x 19	10	6
40.101.202	3,5 x 25	10	6
40.101.203	3,5 x 32	8	6
40.101.204	3,5 x 38	6	6
40.101.205	3,9 x 13	12	6
40.101.206	3,9 x 16	10	6
40.101.207	3,9 x 19	10	6
40.101.208	3,9 x 25	8	6
40.101.209	3,9 x 32	8	6
40.101.210	3,9 x 38	6	6
40.101.211	4,2 x 9,5	12	6
40.101.212	4,2 x 13	10	6
40.101.213	4,2 x 16	8	6
40.101.214	4,2 x 19	8	6
40.101.215	4,2 x 25	8	6
40.101.216	4,2 x 32	8	6
40.101.217	4,2 x 38	6	6
40.101.218	4,2 x 50	4	6
40.101.219	4,8 x 19	6	6
40.101.220	4,8 x 25	5	6
40.101.221	4,8 x 38	4	6
40.101.222	4,8 x 50	4	6
40.101.223	5,5 x 16	4	6
40.101.224	5,5 x 19	4	6
40.101.225	5,5 x 25	3	6
40.101.226	5,5 x 32	3	6
40.101.227	5,5 x 38	3	6
40.101.228	5,5 x 50	2	6

• Stainless steel AISI 304



PLATE SCREW FLAT PHILIPSHEAD DIN 7982



Art.no	Dim. mm	Content per blister	Blister per package
40.101.230	2,9 x 13	20	6
40.101.231	2,9 x 16	20	6
40.101.232	2,9 x 19	18	6
40.101.233	2,9 x 25	16	6
40.101.234	2,9 x 9,5	20	6
40.101.235	3,5 x 13	20	6
40.101.236	3,5 x 19	18	6
40.101.237	3,5 x 25	12	6
40.101.238	3,5 x 32	10	6
40.101.239	3,9 x 13	18	6
40.101.240	3,9 x 19	14	6
40.101.241	3,9 x 25	12	6
40.101.242	3,9 x 32	8	6
40.101.243	3,9 x 38	6	6
40.101.244	4,2 x 13	14	6
40.101.245	4,2 x 16	12	6
40.101.246	4,2 x 19	10	6
40.101.247	4,2 x 25	8	6
40.101.248	4,2 x 32	8	6
40.101.249	4,2 x 38	6	6
40.101.250	4,2 x 50	6	6
40.101.251	4,8 x 19	10	6
40.101.252	4,8 x 25	8	6
40.101.253	4,8 x 32	6	6
40.101.254	4,8 x 38	4	6
40.101.255	4,8 x 50	4	6
40.101.256	5,5 x 19	6	6
40.101.257	5,5 x 25	6	6
40.101.258	5,5 x 32	4	6
40.101.259	5,5 x 38	4	6
40.101.260	5,5 x 45	4	6
40.101.261	5,5 x 50	4	6

• Stainless steel AISI 316



9 SCREWS ETC./ANTISLIP DECKCOUR

PLATE SCREW LENS PHILIPSHEAD DIN 7983



• Stainless steel AISI 316

Art.no	Dim. mm	Content per blister	Blister per package
40.101.265	2,9 x 13	18	6
40.101.266	2,9 x 19	18	6
40.101.267	2,9 x 25	18	6
40.101.268	2,9 x 9,5	24	6
40.101.269	3,5 x 9,5	24	6
40.101.270	3,5 x 13	16	6
40.101.271	3,5 x 16	14	6
40.101.272	3,5 x 19	12	6
40.101.273	3,5 x 25	12	6
40.101.274	3,5 x 32	12	6
40.101.275	3,9 x 13	18	6
40.101.276	3,9 x 19	12	6
40.101.277	3,9 x 25	10	6
40.101.278	3,9 x 38	6	6
40.101.279	4,2 x 13	16	6
40.101.280	4,2 x 19	12	6
40.101.281	4,2 x 25	8	6
40.101.282	4,2 x 32	8	6
40.101.283	4,2 x 38	8	6
40.101.284	4,2 x 50	6	6
40.101.285	4,8 x 19	8	6
40.101.286	4,8 x 25	8	6
40.101.287	4,8 x 32	6	6
40.101.288	4,8 x 38	4	6
40.101.289	4,8 x 50	3	6
40.101.290	5,5 x 19	6	6
40.101.291	5,5 x 25	5	6
40.101.292	5,5 x 32	5	6
40.101.293	5,5 x 38	3	6
40.101.294	5,5 x 50	2	6



CHIPBOARD SCREW PHILLIPS-HEAD POZIDRIVE



• Stainless steel AISI 304

Art.no	Dim. mm	Content per blister	Blister per package
40.101.170	3,0 x 12	18	6
40.101.171	3,0 x 20	18	6
40.101.172	3,0 x 30	16	6
40.101.173	3,5 x 16	18	6
40.101.174	3,5 x 20	18	6
40.101.175	3,5 x 30	12	6
40.101.176	3,5 x 40	10	6
40.101.177	4,0 x 16	14	6
40.101.178	4,0 x 20	12	6
40.101.179	4,0 x 30	10	6
40.101.180	4,0 x 40	8	6
40.101.181	4,0 x 50	8	6
40.101.182	4,0 x 60	6	6
40.101.183	4,5 x 30	8	6
40.101.184	4,5 x 40	6	6
40.101.185	4,5 x 50	6	6
40.101.186	5,0 x 30	6	6
40.101.187	5,0 x 40	6	6
40.101.188	5,0 x 50	5	6
40.101.189	5,0 x 60	4	6



SECUTRED



Anti slip of high quality compressed cork composites for ship decks and any other wet and outdoor applications.

- Easy to place yourself
- Excellent price/quality ratio
- Excellent anti-slip features
- Stays feeling cool
- Resistant to any climate
- Easy to keep clean
- 100% natural and sustainable produced

Comes in a set containing:

- Secutred plate
- Bedding compound kit
- Template material

Art.no	Description
82.105.005	Stazo Secutred 1880 x 500 x 2,5mm

ANTI-SLIDING TAPE



Self-adhesive anti-slip tape for use on deck, steps etc.



Art.no	Colour	Width mm	Length m
84.109.101	white	100	20
84.109.125	white	25	5
84.109.150	white	50	5
84.109.225	black	25	5
84.109.250	black	50	5

DECKSTRIP



Packed per 10 strips.



Art.no	Colour	Width mm	Length mm
84.109.254	frosted	19	300
84.109.255	white	19	300
84.109.256	black	19	300

ANTI-SLID



• Dimensions 360cm x 30cm



Art.no	Colour
84.113.600	beige
84.113.601	blue

ANTI-SLID (TBS)

A polyerthane Resin, added together with granulated material, forms a strong, but still flexible product. This product is: anti-slip, water resistant, impact-resistant and maintenance friendly. The material is available in two versions: self-adhesive rolls, and pads for fixing with a separate adhesive system.

TBS IS SUITABLE FOR MANY APPLICATIONS THANKS TO THE FOLLOWING ADVANTAGES AND CHARACTERISTICS.

ANTI-SLID TBS keeps its anti-slip character under all circumstances, wet as well as dry.

WEAR RESISTANT. The specific surface structure of TBS is not hard or rough so consequently pleasant to walk or to sit on. This will save your garment and your skin.

WATER RESISTANT TBS does not absorb any liquid and is seawater resistant. Moreover TBS is sound-deadening and heat shielding.

IMPACT-RESISTANT TBS resists bumps, sharp objects, and even burning cigarettes. Work on deck (e.g. anchor) will be completely absorbed by the elastic TBS and will not leave any marks. Moreover TBS has a great breaking strength.

WEATHER RESISTANT. Temperature changes do not have any influence on TBS whatsoever. It will keep its specific characteristics at temperatures form -40° to +80°C. All colours are UV-stabilised.

EASY TO MAINTAIN Oil, lubricants, grease or diesel fuel will not influence the structure or composition of TBS. Stains can be removed with household soap. The same soap can be used for cleaning.

SIMPLY LAYABLE TBS can be laid as easy as a carpet. The material does not need to be treated like some other deck coverings.



9 ANTISLIP DECKCOUR

NON-SLID DECK COVERING SELF-ADHESIVE TBS 16



Rolls 10m x 2,5cm. Thick: 1,6mm.

Art.no	Colour
84.106.101	Grey C01
84.106.103	Brown C09
84.106.107	Beige C04
84.106.108	White C11
84.106.109	Express Grey C10

Rolls 10m x 4cm. Thick: 1,6mm.

Art.no	Colour
84.106.201	Grey C01
84.106.203	Brown C09
84.106.207	Beige C04
84.106.208	White C11
84.106.209	Express Grey C10


Rolls 10m x 10cm. Thick: 1,6mm.

Art.no	Colour
84.106.501	Grey C01
84.106.508	White C11
84.106.509	Express Grey C10

NON-SLID DECK COVERING TBS 21 (NON SELF-ADHESIVE)



Can be glued with Sikaflex 291.



Plates of 0,9m x 1,28m Thick: 2,1mm. Price per plate.

Art.no	Colour
84.102.101	Grey C01
84.102.102	Ivory C06
84.102.107	Beige C04
84.102.108	White C11
84.102.109	Express Grey C10

Rolls length: 5m. Width: 1,28m. Thick: 2,1mm.

Art.no	Colour
84.102.201	Grey C01
84.102.202	Ivory C06
84.102.208	White C11
84.102.209	Express Grey C10

Rolls length: 10m. Width: 1,28m. Thick: 2,1mm.

Art.no	Colour
84.102.301	Grey C01
84.102.302	Ivory C06
84.102.308	Express Grey C10



10



Refrigerating/ Cooking



MARINE COOKER - EXTREM 1 (was Atoll)



Accessories

Art.no	Description
90.241.110	Cardanic support for 90.241.101
90.243.001	Panholder right
90.243.002	Panholder left
90.240.003	Knob for panholder

- Stainless steel, thermally protected one burner with panholder
- Burner capacity 2kW
- Working pressure 30mBar
- Dimensions H x D x L 121mm x 290mm x 352mm
- Dimensions with gimbal H x D x L 250mm x 290mm x 352mm

Attention: Standard delivery without gimbal

MARINE COOKER EXTREM 2 (was Duo)



- 2-burner, thermally protected, with one panholder, stainless steel.
- Burner capacity 1,75kW - 2,5kW
- Working pressure 30mBar
- Dimensions H x D x L 246mm x 334mm x 511mm

Art.no	Description
90.243.101	Cooker with gimbal suspension
90.243.201	Cooker without gimbal suspension
90.243.001	Panholder right
90.243.002	Panholder left
90.240.003	Knob for panholder

COOKER BUILT-IN TYPE MASTER 3 (was Kos)



- 3-burner, thermally protected built in cooker excl. panholders
- Burner capacity 1,0kW - 1,75kW - 2,5kW
- Working pressure 30mBar
- Dimensions H x D x L 77mm x 388mm x 468mm
- Built-in dimensions H x D x L 35mm x 370mm x 450mm

Art.no	Description
90.418.230	Built in cooker

Accessories

Art.no	Description
90.418.001	Glass lid
90.418.080	2 sets panholders with bracket for cooker Master 3
90.418.081	Clamps pans rack

COOKER BUILT-IN TYPE MASTER 2 (was Hydra)



- 2-burner built in cooker, thermocouple safety
- Burner capacity 1,75kW - 2,5kW
- Working pressure 30mBar
- Dimensions H x D x L 77mm x 342mm x 472mm
- Built-in dimensions H x D x L 73mm x 338mm x 468mm

Art.no	Description
90.417.230	Master 2 2-burner built in cooker without ignition
90.417.231	Master 2 2burner built in cooker with ignition

Accessories

Art.no	Description
90.417.001	Glass lid
90.417.080	2 sets panholders with bracket for cooker Master 2
90.418.081	Clamps pans rack

INFINITE 2 HOBS HOT PLATE (was Grenade)



- Hot-plate with 2 hobs can be adapted to most types of boats fitted with an electric generator
- Output 2 x 1200W
- Ø 14cm
- Regulation manual
- Safety residual heat indicator
- Electricity connection 220V-240V/50-60Hz, 10,5A
- Material vitroceram table, galvanised case
- Colour black
- Dimensions H x D x L 135mm x 305mm x 533mm
- Built-in dimensions H x D x L 103mm x 265mm x 490mm
- Weight 5,2kg

Art.no	Description
90.416.002	Infinite 2 hobs hot plate

BUILT-IN MILLESIME (was *Flush line*)



- Hot plate 30mBar, thermally secured
- High-efficiency burners saves energy
- Retractable buttons for flame control
- Flat aluminium frame and Stainless Steel AISI 304L



Art.no	Type	Electronic ignition	Burner capacity	Dim. HxDxL mm	Built-in dim. HxDxL mm	Weight kg
90.244.005	1 Burner	1,5V	2,2kW	110 x 390 x 320	110 x 380 x 305	4,0
90.244.006	2 Burners	1,5V	3,2kW	110 x 422 x 570	110 x 410 x 550	5,5
90.244.008	3 Burners	1,5V	5,4kW	110 x 389 x 700	110 x 380 x 685	7,0

INFINITE 3 HOBS HOT PLATE (was *Trinidad*)



- 3-hobs cook-top
- Output 3 x 1,2kW
- Ø 14cm
- Regulation manual
- Safety anti overheating system, residual heat indicator
- Electricity connection 220V-240V/50Hz, 16A
- Material vitroceram table, galvanised case
- Colour black
- Dimensions H x D x L 135mm x 457mm x 533mm
- Built-in dimensions H x D x L 103mm x 435mm x 512mm
- Weight 9kg



Art.no	Description
90.416.003	Infinite 3 hobs hot plate

ORIGIN (was *One*)



- 2-burner Cooker with stainless steel oven
- Working pressure 30mBar
- Burner capacity 1,75kW, 2,5kW
- Oven capacity 1,8kW, 25l
- Dimensions H x D x L 470mm x 432mm x 515mm
- Built-in dimensions H x D x L 523mm x 548mm x 530mm
- Weight 21,1kg



Art.no	Description
90.240.010	Origin

GRAND LARGE 2 BURNER



- Working pressure 30mBar
- Stainless steel oven with panholder kit, door locking system, anti-rolling bar and side plates
- With gimballing and stabilising kit
- Electronic ignition
- Burner capacity 1,75kW - 2,5kW
- Oven content 26l
- Dimensions H x D x L 470mm x 447mm x 515mm
- Built-in dimensions H x D x L 523mm x 548mm x 530mm
- Oven capacity 1,8kW, 24l
- Weight 24,2kg



Art.no	Description
90.240.230	Grand Large 2 burner oven without grill

- Oven/grill capacity 1,5kW/1,35kW, 19l
- Weight 23,9kg

Art.no	Description
90.244.060	Grand Large 2 burner oven with grill

GRAND LARGE 3 BURNER



- Working pressure 30mBar
- Stainless steel oven with panholder kit, door locking system, anti-rolling bar and side plates
- With gimbaling and stabilising kit
- Electronic ignition
- Burner capacity 1,0kW - 1,75kW - 2,5kW
- Dimensions H x D x L 470mm x 447mm x 515mm
- Built-in dimensions H x D x L 523mm x 548mm x 530mm
- Weight 24,2kg
- Oven capacity 1,8kW, 24l

Art.no	Description
90.244.070	Grand Large 3 burner oven without grill

- Oven/grill capacity 1,5kW/1,35kW, 19l

Art.no	Description
90.244.071	Grand Large 3 burner oven with grill

GOURMET (was Perigord)



- Working pressure 30mBar
- STAINLESS STEEL burner (manually adjustable) with thermocouple
- Enamelled inside
- Electronic ignition
- Dimensions H x D x L 430mm x 490mm x 540mm
- Built-in dimensions H x D x L 415mm x 470mm x 520mm
- Oven capacity 1,5kW, 24l
- Weight 20,5kg

Art.no	Description
90.239.220	Gourmet without grill

- Oven/Grill capacity 1,5kW/1,35kW, 19l
- Weight 22,5kg

Art.no	Description
90.239.221	Gourmet with grill

ALLURE 2-BURNER (was Gascogne)



- Gimballed cooker with oven. Gas with flame safety, double glassed door with wooden grip
- With pan holder
- Electronic ignition (batt. 1,5V R6) for all burners and oven
- Working pressure 30mBar
- Burner capacity 1,75kW and 2,5kW
- Dimensions H x D x L 470mm x 446mm x 515mm
- Built-in dimensions H x D x L 523mm x 548mm x 530mm
- Oven capacity 1,8kW, 24l
- Weight 24,2kg

Art.no	Description
90.244.001	Allure 2-burner without grill

- Oven/Grill capacity 1,5kW/1,35kW, 19l
- Weight 23,9kg

Art.no	Description
90.244.002	Allure 2-burner with grill

ALLURE 3-BURNER (was Gascogne)



- Cooker with oven, gas with thermocouple-safety
- Working pressure 30mBar
- Double glassed door with wooden grip
- Incl. panholders
- Electronic ignition
- Burner capacity 1kW, 1,75kW and 2,5kW
- Dimensions H x D x L 470mm x 446mm x 515mm
- Built-in dimensions H x D x L 523mm x 548mm x 530mm
- Oven capacity 1,8kW, 24l
- Weight 24,5kg

Art.no	Description
90.244.003	Allure 3-burner without grill

- Oven/Grill capacity 1,5kW/1,35kW, 19l
- Weight 24,2kg

Art.no	Description
90.244.004	Allure 3-burner with grill

new **ULTIM 3-BURNER**



- Stainless steel oven with panholder kit, door locking system, antirolling bar and side plates
- With gimbaling and stabilising kit
- Electronic ignition
- Burner capacity 1,75kW, 1,75kW, 2,7kW
- Oven/grill capacity 1,5kW/1,35kW, 19l
- Dimensions H x D x L 480mm x 563mm x 515mm
- Built-in dimensions H x D x L 523mm x 660mm x 530mm
- Weight 30,5kg



Art.no	Description
90.244.080	Ultim 3-burner with oven/grill

PAN HOLDERS



- Panholders 90.240.001/002 are for 90.417.330, 90.240.*** and 90.244.***
- Panholders 90.243.001/002 are for 90.243.***, 90.418.***, 90.245.001 and 90.246.000
- A button for every panholder is needed

Art.no	Description
90.240.001	Panholder right
90.240.002	Panholder left
90.243.001	Panholder right
90.243.002	Panholder left
90.240.003	Knob for panholder
90.417.080	2 sets panholders with bracket for cooker Hydra
90.418.080	2 sets panholders with bracket for cooker Kos

new **GRILL TRIBU COMPACT**



Electric grill with doublesided grill plate. A smooth side and a ribbed side.

- Power 1800W
- Connection 230V
- 16A
- Dimensions (H x D x L) 130 x 310 x 520mm
- Built-in dimensions (H x D x L) 92 x 298 x 509mm



Art.no	Description
90.415.050	Electric grill Tribu

CIRCULATING COOKER HOOD **↔ DOMETIC**

Cooker hood with innovative air recirculation system with a carbon filter.

- No fan on the roof necessary
- Washable filter grid
- 2 x 12V/10W halogen lighting
- 2 x powerful fan
- Power 38/45m³/h
- Motor 12V/5W
- Dimension H x W x D 56mm x 400mm x 280mm
- Weight 2,2kg



Art.no	Description
90.250.000	CK 2000
90.251.000	Carbon filter CK 2000 Duo Pack

OVEN WITH GRILL **↔ DOMETIC**

- Thermostat
- Indoor lighting
- Electronic 12V-inflammation
- Safety ignition system
- Grill
- At the bottom hinged door
- Smoke drain connection
- Carousel
- Layered glass door with safety lock



	OG 2000	OG 3000
Voltage	12V DC	12V DC
Power oven	1,2kW	1,2kW
Power grill	1,6kW	1,6kW
Gas consumption oven	87g/h	87g/h
Gas consumption grill	116g/h	116g/h
Working pressure	30mBar	30mBar
Oven capacity	20l	30l
Dimensions W x H x D mm	530 x 310 x 410	530 x 430 x 415
Built-in dimensions	504 x 283 x 460	500 x 410 x 460
Weight	13,2kg	19,5kg
Art.no.	90.300.281	90.300.282

COOKER STARLIGHT



Gas oven with grill and 2-burner hob, equipped with thermostat, interior lighting, safety ignition system and panholder.

- Power 1 x 2,2kW - 1 x 1,8kW
- Power oven 1,1kW
- Power grill 1,3kW
- Gas consumption hob 160g/h + 131g/h
- Gas consumption oven 80g/h
- Gas consumption grill 100g/h
- Working pressure 30mBar
- Oven capacity 28l
- Grill capacity 15l
- Dimensions W x H x D 507,5mm x 356,9mm x 448,6mm
- Incl. single sided gimbals W x H x D 479mm x 539,5mm x 356,9mm
- Weight 23kg
- Label CE

Art.no	Description
90.300.277	2-hob burner

COOKER SUNLIGHT



Gas oven with 2-burner hob, equipped with thermostat, safety ignition system and panholder.

- Power 1 x 2,2kW - 1 x 1,8kW
- Power oven 1,1kW
- Gas consumption hob 160g/h + 131g/h
- Gas consumption oven 80g/h
- Working pressure 30mBar
- Oven capacity 28l
- Dimensions W x H x D 448,6mm x 397,5mm x 356,9mm
- Incl. single sided gimbals W x H x D 475mm x 429,5mm x 356,9mm
- Weight 20kg
- Label CE

Art.no	Description
90.300.278	2-hob burner


ALCOHOL FUEL 96% 1 LTR



Very pure burn alcohol (96%), for a clean and odourless combustion in for example Dometic (Origo) cookers.

Art.no	Description	Pcs
93.852.010	Alcohol fuel 96%	6 x 1l

GASTAP CAMPINGGAS



Gas tap to plug on camping gas tank with output DIN/KOMBI for connection of regular gas pressure regulators.

Art.no	Description
90.500.490	Gas tap camping gas with pressure relief valve
90.500.491	Gas tap camping gas

GAS PRESSURE REGULATOR



- Pressure regulator with camping gas tank connection
- Flow capacity 1,5 kg/h
- Working pressure 30mBar

Art.no	Description
90.500.492	with 8mm hose tail
90.500.493	with threaded 1/4" left outside thread

UNIVERSAL GAS PRESSURE REGULATOR



- Universal gas pressure regulator with pressure relief security
- Flow capacity 1,5kg/h
- Working pressure 30mBar
- Output connection 1/4" male thread
- Input connection Shell/Combi

Art.no	Description
90.500.494	without pressure gauge
90.500.495	with pressure gauge

GOK GASPRESSURE REGULATORS STRAIGHT 30MBAR



- Gas pressure regulator marine executed coated
- Corrosion resistance to DIN EN 12864 Annex M
- For gas installations according to DIN EN ISO 10239 (with pressure gauge)
- Access in Shell/combination (1/2" left inside thread)
- Connection 1/4" left outside thread
- Flow capacity 1,5 kg/h
- Working pressure 30mBar



Art.no	Description
90.500.501	without manometer
90.500.503	with manometer

GOK GASPRESSURE REGULATORS STRAIGHT 50MBAR



- Gas pressure regulator marine executed coated
- Corrosion resistance to DIN EN 12864 Annex M
- For gas installations according to DIN EN ISO 10239 (with pressure gauge)
- Access in Shell/combination (1/2" left inside thread)
- Connection 1/4" left outside thread
- Flow capacity 1,5kg/h
- Working pressure 50mBar



Art.no	Description
90.500.502	without manometer
90.500.504	with manometer

GOK GAS PRESSURE REGULATOR RIGHT-ANGLE



- Gas pressure regulator marine executed coated
- Corrosion resistance to DIN EN 12864 Annex M
- For gas installations according to DIN EN ISO 10239 (with pressure gauge)
- Access in Shell/Combi (1/2" left thread inside)
- Connection 1/4" left outside, 90° angled
- Flow capacity 0,8 kg/h
- Working pressure 30mBar



Art.no	Description
90.500.511	30 mBar 90° connection with manometer

GOK LEAKTESTER FOR BOTTLED GAS



With a simple push of the button, quick check for leaks in the gas installation is possible at all times. Due to the use of Glycol in the sight glass, it can also be used below freezing.



- Bubbles appear in the sight glass in the event of a leak
- Maximum operating pressure 2Bar
- Pressure loss <1mbar
- Connection 8 x 8mm

Art.no	Description
90.500.514	Leaktester

GAS HOSE 1/4" LEFT-HANDED THREAD X 8MM COMPRESSION



Rubber gas hose with brass cable glands and stainless steel clamp tubes.



- Brass nuts with G 1/4" left thread and 1 x 8mm SS jamring connection
- Working pressure 20Bar

Art.no	Length mm
90.500.521	400
90.500.522	600
90.500.538	800

GAS HOSE 8MM HOSE TAIL SMOOTH X 8MM HOSE TAIL SMOOTH



Gas hose 8mm hose tail smooth x 8mm hose tail smooth



Rubber gas hose with brass cable glands and stainless steel clamp tubes.

- 8mm hose tail smooth x 8mm hose tail smooth
- Working pressure 20Bar

Art.no	Length mm
90.500.570	400
90.500.571	600
90.500.572	800
90.500.573	1000

GAS HOSE 1/4" LEFT-HANDED THREAD X 8MM LEFT HOSE TAIL SMOOTH



Rubber gas hose with brass cable glands and stainless steel clamp tubes.

- Brass nut with G 1/4" left thread and 8 mm SS tube connection
- Working pressure 20Bar

Art.no	Length mm
90.500.524	400
90.500.525	600
90.500.537	800

GAS HOSE 8MM COMPRESSION X 8MM HOSE TAIL SMOOTH



Rubber gas hose with brass cable glands and stainless steel clamp tubes.

- 8mm jam compression x 8mm hose tail smooth
- Working pressure 20Bar

Art.no	Length mm
90.500.531	400
90.500.532	600
90.500.539	800

GAS HOSE 8MM COMPRESSION X 8MM COMPRESSION



Rubber gas hose with brass cable glands and stainless steel clamp tubes.

- Brass nuts with 2 x 8 mm jamring connection
- Working pressure 20Bar

Art.no	Length mm
90.500.534	400
90.500.535	600
90.500.536	800

GAS HOSE 1/4" LEFT-HANDED THREAD X 1/4" / LEFT-HANDED THREAD



Rubber gas hose with brass cable glands and stainless steel clamp tubes.

- Gas hose 1/4" left-handed thread x 1/4" left-handed thread
- Working pressure 20Bar

Art.no	Length mm
90.500.526	400
90.500.527	600
90.500.528	800
90.500.529	1000

GAS TAP




Gas taps in brass version with brass swivels. Suitable for 8mm copper pipe

Art.no	Description
90.500.546	With 1 valve
90.500.540	With 2 valves
90.500.541	With 3 valves
90.500.542	Wall bracket for gas taps

GAS GAS FITTINGS

Brass Gas fittings couplings for 8mm copper pipe



Art.no	Description	Ref.
90.500.554	straight	1
90.500.555	90°	2
90.500.556	T-piece	3
90.500.557	wall connection straight	4
90.500.558	wall connection 90°	5
90.500.560	straight with 1/4" left-handed thread	6
90.500.561	wallplate with 8mm hosetail	7
90.500.562	straight with 8mm hosetail	8
90.500.549	end stop	9

GASFITTING ACCESSORIES

Bras gasfitting accessories



Art.no	Description	Ref.
90.500.563	1/4" left-handed thread x 8mm hosetail	1
90.500.564	1/4" right-handed thread x 8mm hosetail	1
90.500.565	Nut 1/4" righthanded and compression ring with German breast 8mm	2
90.500.550	end stop for in 8 mm compression fitting	3
90.500.548	reinforcement-bus for copper pipe (2pcs)	4
87.500.548	reinforcementbus for copper pipe (100 pcs)	4
90.500.559	compression ring with German breast 8 mm (2pcs)	5
90.500.586	SS P-clips with rubber for copper pipe (4pcs)	6

GAS PIPELINE



Copper pipe 8mm

- Flexible
- CU-DHP/R220 6 x 8mm



Art.no	Length m
90.500.580	5
90.500.581	10

GAS HOSE



- Rubber gas hose 8 x 15mm
- Working pressure 20Bar
- ISO 3821 approved
- Suitable for recreational use



Art.no	Length m
90.500.582	25
90.500.583	50

GAS HOSE WITH STAINLESS STEEL HOSE CLAMPS



- Rubber gas hose 8 x 15mm with 2 stainless steel hose clamps
- Working pressure 20Bar
- ISO 3821 approved
- Suitable for recreational use




Art.no	Length cm
90.500.584	100
90.500.585	150

UNIVERSAL THERMOCOUPLE



Universal thermocouple with M8 screw thread including 4 adapters with passage to M9 or M10 screw thread.



Art.no	Length cm
90.500.590	90

UNIVERSAL THERMOCOUPLES



Universal thermocouples with M8 screw thread.



Art.no	Length cm
90.500.591	25
90.500.592	32
90.500.593	45
90.500.594	60

UNIVERSAL BRACKET FOR GAS CYLINDERS



Art.no	Description
90.500.601	Universal bracket for gas cylinders

COOLING SYSTEM CU-55 + VD-01 ↗ DOMETIC

Complete system, aggregate and evaporator in retail packaging.

For info about aggregate, please refer to CU 55 No. 90.155.055

- Dimensions W x H x D
220mm x 160mm x 220mm

For info and dimensions about evaporator, please refer to nr. 90.155.001



Art.no	Description
90.155.155	Cooling system CU-55 + VD-01

COOLING SYSTEM CU-55 + VD-07 ↔ DOMETIC



Complete system, aggregate and evaporator in retail packaging. For info about aggregate, please refer to CU 55 No. 90.155.055

- Dimensions W x H x D
220mm x 160mm x 220mm

For info and dimensions about evaporator, please refer to no. 90.155.007



Art.no	Description
90.155.156	Cooling system CU-55 + VD-07

BUILT-IN COOLING SYSTEM 50 ↔ DOMETIC SERIES

The 50- series are entry level units existing out of 2 air-cooled units in different body shapes.

Designed for all refrigerator capacities (130l. max.) and for use in cool water areas.

Equipped with the strong Danfoss DB35F compressor. Choice out of 3 evaporators and 1 cold accumulator, each designed to exactly match the compressor performance. Suited for 12V and 24V DC.



- Dimensions W x H x D 386mm x 165mm x 130mm

Art.no	Description
90.180.054	Built-in cooling system Type CU 54



- Dimensions W x H x D 220mm x 160mm x 220mm

Art.no	Description
90.155.055	Built-in cooling system Type CU 55

L-EVAPORATOR VD-01 FOR SERIES 50 ↔ DOMETIC



- 35W
- Cooling volume
 - Max. 80l at 35mm PU-isolation
 - Max. 100l at 50mm PU-isolation
- Dimensions W x H x D
300mm x 270mm x 110mm

Art.no	Description
90.155.001	VD-01

PLATE-EVAPORATOR VD-02 FOR SERIES 50 ↔ DOMETIC



- 35 Watt
- Cooling volume
 - Max. 30 liter at 35mm PU-isolation
 - Max. 50 liter at 50mm PU-isolation
- Dimensions W x H x D
275mm x 240mm x 25mm

Art.no	Description
90.180.002	VD-02

O - EVAPORATER VD-07 FOR SERIES 50 ↔ DOMETIC



- 35W
- Cooling volume
 - Max. 100l at 35mm PU-insulation
 - Max. 130l at 50mm PU-insulation
- Dimensions W x H x D
255mm x 210mm x 90mm

Art.no	Description
90.155.007	VD-07

COOLING SYSTEM BUILT-IN SERIES 80

↔ DOMETIC

With Danfoss BD 35 F compressor. Danfoss BD 35 F compressor automatically adjusts to the required power capacity of the Coolmatic evaporator. Exceptionally high yield, superstill, effortless connection to 12/24 Volt with automatic switchover. Power consumption: 45 to 60 watts, depending on the evaporator type. With a self-sealing valve couplings.

- Protection electronic reverse pole protection
- Cooling volume max. 250 l normal refrigeration with direct evaporators
- Maximum 70l by freezing
- Cooling unit fully hermetic Danfoss BD35F compressor with control electronics and integrated low-voltage protection
- Brushless DC fan, one-time self-sealing valve couplings



- For floor mounting
- Dimensions W x H x D 386mm x 160mm x 130mm
- Weight 6kg

Art.no	Description
90.180.084	Built-in cooling system CU 84



- For floor mounting
- Dimensions W x H x D 220mm x 160mm x 220mm
- Weight 6kg

Art.no	Description
90.180.085	Built-in cooling system CU 85



- For floor or bulkhead mounting
- Dimensions W x H x D 220mm x 230mm x 177mm
- Weight 6,5kg

Art.no	Description
90.180.086	Built-in cooling system CU 86

L-EVAPORATOR VD-03 FOR SERIES 80

↔ DOMETIC

- 50W
- Cooling volume
 - Max. 170l at 35mm PU-insulation
 - Max. 200l at 50mm PU-insulation
- Dimensions W x H x D
380mm x 230mm x 82mm



Art.no	Description
90.180.003	VD-03

L-EVAPORATOR VD-04 FOR SERIES 80

↔ DOMETIC

- 45W
- Cooling volume
 - Max. 130l at 35mm PU-insulation
 - Max. 170l at 50mm PU-insulation
- Dimensions W x H x D
375mm x 285mm x 120mm



Art.no	Description
90.180.004	VD-04

L-EVAPORATOR VD-05 FOR SERIES 80

↔ DOMETIC

- 45W
- Cooling volume
 - Max. 130l at 35mm PU-insulation
 - Max. 170l at 50mm PU-insulation
- Dimensions W x H x D
375mm x 350mm x 25mm



Art.no	Description
90.180.005	VD-05

L-EVAPORATOR VD-18 FOR SERIES 80

↔ DOMETIC

- 45W
- Cooling volume
 - Max. 100l at 35mm PU-insulation
 - Max. 150l at 50mm PU-insulation
- Dimensions W x H x D
350mm x 250mm x 25mm



Art.no	Description
90.180.018	VD-18



ON THE TO NEW AD

With the Dometic

GO FURTHER, STAY LONGER

We all want so badly to experience that feeling, get away from it all. And preferably safe and healthy, of course!

Dometic's cooling solutions ensure that your customer can enjoy that ice-cold drink and delicious snack on board. Out and about, with family or friends, relaxing on the water. Enjoy while creating lasting memories.

For the full range of coolers and fridges and other solutions, visit [dometic.com](https://www.dometic.com)



Built-in cooling drawers.
For the small spaces.

Built-in fridges and cooling drawers.
For freezing and cooling.

Mobile living made easy.



WAY VENTURES

cooling solutions



CFX3 series compressor coolers.
Ice and iccold drinks and food, everywhere, anytime.



PLB40 mobile battery.
Power anytime, anywhere.



CFF series compressor coolers.
Can be opened on both sides.

90° EVAPORATOR VD-08 FOR SERIES 80



- 60W
- Cooling volume
 - Max. 160l at 35mm PU-insulation
 - Max. 180l at 50mm PU-insulation
- Dimensions W x H x D
465mm x 270mm x 360mm

Art.no	Description
90.180.008	VD-08

BOX EVAPORATOR VD-09 FOR SERIES 80



- 60W
- Cooling volume
 - Max. 160l at 35mm PU-insulation
 - Max. 180l at 50mm PU-insulation
- Dimensions W x H x D
365mm x 141mm x 270mm

Art.no	Description
90.180.009	VD-09

RECIRCULATION EVAPORATOR VD-15 FOR SERIES 80



- 60W
- Cooling volume
 - Max. 200l at 35mm PU-insulation
 - Max. 250l at 50mm PU-insulation
- Dimensions W x H x D
220mm x 275mm x 80mm

Art.no	Description
90.180.115	VD-15

BUILT-IN COOLING SYSTEM CU 96



- Voltage 12-24V
- Power 60-100W, depending on evaporator type
- Protection against reversed polarity
- Cooling volume max. 400l with direct evaporators, max. 250l with cold buffer, max 200l for deep freezing
- System Fully closed Danfoss BD35F-compressor with integrated control electronics, low voltage protection
- Brush less DC-ventilator, lamella condenser, one-way self-locking valve connections
- Weight app. 8,5kg
- For floor or wall mounting
- Dimensions W x H x D 220mm x 230mm x 17mm



Art.no	Description
90.180.096	Built-in cooling system CU-96

L-EVAPORATOR VD-21 FOR SERIES 90



- 60W
- Cooling volume
 - Max. 250l cooling/100l freezing at 35mm PU-insulation
 - Max. 300l cooling/150l freezing at 50mm PU-insulation
- Dimensions W x H x D 1373mm x 305mm x 10mm

Art.no	Description
90.180.098	L-evaporator VD-21 for series 90

RECIRCULATION EVAPORATOR VD-14N FOR SERIES 90

↔ DOMETIC

- 80W
- Cooling volume
 - Max. 300l at 35mm PU-insulation
 - Max. 400l at 50mm PU-insulation
- Dimensions W x H x D
250mm x 310mm x 90mm



Art.no	Description
90.180.014	VD-14N

RECIRCULATION EVAPORATOR VD-16 FOR SERIES 90

↔ DOMETIC

- 60W
- Cooling volume
 - Max. 130l at 50mm PU-insulation
 - Max. 200l at 100mm PU-insulation
- Dimensions W x H x D
330mm x 280mm x 145mm



Art.no	Description
90.180.016	VD-16

COLDMACHINE CS-NC15

↔ DOMETIC

Compact cooler with stainless steel grid and recirculation vaporiser.

- Capacity
 - max. 200l at 35mm PU-insulation
 - max. 250l at 50mm PU insulation
- Voltage 12/24V
- Power consumption approx. 60W
- Running time 40% at 35mm PU insulation and 30% at 50mm PU insulation
- At 5°C inside and 32°C outside temperature with average cooling capacity
- Dimensions W x H x D
258mm x 363mm x 227mm
- Colour white




Art.no	Description
90.180.030	CS-NC15

DRAWER FRIDGE COOLMATIC CD-20

↔ DOMETIC

Compact cooling drawer equipped with powerful compressor that can be mounted separately. The drawer runs on smooth roller bearings in a metal case. Temperature control with continuously variable thermostat, unlock and open it in one single move. The ideal cooling drawer for on the bridge of the ship. Low-voltage protection/electronic fuse.

- Weight (approx.) 16,1kg
- Storage space (approx.) 20l
- Supply voltage 12/24V DC
- Temperature range + 15°C to 0°C
- Dimensions W x H x D 438mm x 250mm x 575mm



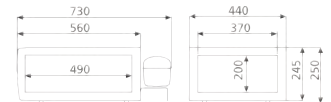
Art.no	Description
90.123.442	Type CD-20 Black
90.123.443	Type CD-20 White
90.123.441	Type CD-20 Stainless Steel
90.123.447	Built-in frame

DRAWER FRIDGE COOLMATIC CD-30

↔ DOMETIC

Drawer fridge with Danfoss compressor. Can easily be pulled out because of the ball bearings. Cooling opening can be reached easily. Thermostat continuously variable. Switching on/off in one movement. Safety lock.

- 12/24V DC, 40W
- Dimensions W x H x D: 440mm x 250mm x 730mm
- Content 30l
- Weight 18kg



Art.no	Description
90.123.445	Type CD30 White
90.123.446	Type CD30 Black
90.123.448	Type CD-30 Stainless Steel
90.123.447	Built-in frame

10 DOMETIC COOL BOXES

DRAWER FRIDGE COOLMATIC CRD-50



Who doesn't like chilled snacks and drinks in reach? With the new CRD 50 cooling drawer the beverages practically slide towards you. You can now safely place the bottles thanks to two bottle racks. This keeps them firmly in place, even when you are on open water. The freezer compartment can be removed so that you have more space to keep your food cool. By means of a recessed frame, the CRD 50 can be quickly built in - inside or outside on the flybridge.

- Capacity approx. 50l
- Freezer approx. 4l
- Connections 12/24V
- Temperature range + 10°C to -15°C
- Power consumption 40W
- Power consumption, both at + 5°C interior temperature
 - 1,5Ah/h at + 25°C ambient temperature
 - 1,8Ah/h at + 32°C ambient temperature
- Dimensions W x H x D 380mm x 534mm x 500mm



Art.no	Description
90.173.150	Coolmatic CRD-50
90.173.151	Coolmatic CRD-50 SS
90.173.250	Flush-mount frame for CRD-50
90.173.260	Standard built-in frame CRD-50
90.174.250	Flush-mount frame for CR/CRD-50 SS
90.174.260	Standard built-in frame for CRD-50 SS



Art.no	Description
14.651.340	Converter MPS35 110/220V --> 12/24V

DRAWER FRIDGE COOLMATIC CRX-65D



- Capacity approx. 57l
- Freezer approx. 7l
- Connections 12/24V
- Temperature range + 12°C to -12°C
- Power consumption 45W
- Power consumption, both at + 5°C interior temperature:
 - 1,3Ah/h at + 25°C ambient temperature
 - 2,3Ah/h at + 32°C ambient temperature
- Dimensions W x H x D 448mm x 575mm x 545 mm (D = incl door)

Removable freezer

- Temperature range without freezer + 12°C to -8°C

Art.no	Description
90.173.165	Coolmatic CRX-65D
90.173.251	Flush-mount frame
90.173.261	Standard frame
90.174.251	Flush mount frame for CR-65 SS
90.174.261	Standard frame CR-65 SS

COMPRESSOR FRIDGE COOLMATIC CRP-40



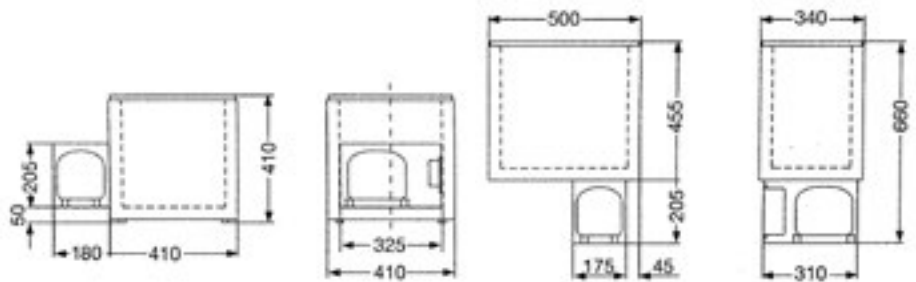
- Capacity approx. 39l
- Freezer approx. 5.3l
- Connections 12/24V
- Temperature range + 12°C to -12°C
- Power consumption 45W
- Power consumption, both at + 5°C interior temperature:
 - 1,3Ah/h at + 25°C ambient temperature
 - 2,3Ah/h at + 32°C ambient temperature
- Dimensions W x H x D 380mm x 536mm x 545mm

Art.no	Description
90.173.265	Coolmatic CRP-40 12/24V

BUILT-IN COOLING BOX COOLMATIC CB

↔ DOMETIC

- 12/24V
- Average power consumption approx. 45W
- Detachable cooling unit with 1,50 m supply cable
- System fully hermetic Danfoss BD35F compressor with integrated control electronics, low voltage protection via a slider for consumer or starter battery, electronic fuse automatic reverse pole protection, foamed pipe coil evaporator (invisible), mounted dreiseitiger statically ventilated wire tube condenser on a base plate
- Material galvanized steel outer container, liner stainless steel, base shock-resistant plastic, separate inner cover with seal and 40mm PU foam insulation
- Weight 20kg



Art.no	Type	Gross contents	Connection	Average use	Procentual running time
90.135.312	CB-036	36 l	12/24V	45W	15% at 20°C 25% at 32°C
90.135.412	CB-040	40 l	12/24V	45W	17% at 20°C 27% at 32°C

Mobile living made easy.

 **DOMETIC** **OUTDOOR**



ON THE WAY TO NEW ADVENTURES

With Dometic cooling solutions

For the full range of coolers and fridges and other solutions, visit [dometic.com](https://www.dometic.com)

BUILT-IN COMPRESSOR REFRIGERATOR COOLMATIC CRX/CRX-S



The new generation CRX refrigerators with 3 in 1 functionality *. This series can be used as fridge freezer, fridge (only cooling) and freezer (only frozen to -8°C). For this last application the freezer compartment has to be removed and be put in the 'snowflake' mode.

Intelligence electronics saves 25% energy by adjusting the compressor speed to the required cooling. The fan automatically adjusts its speed to the ambient temperature for a minimum of sound (* 50,65 and 80 models).

- 'Softtouch' LED control panel with touch controls
- Temperature display m.b.v. infrared sensor
- 5 different temperature settings
- Removable freezer compartment
- 2-stage battery protection
- Dual locking mechanism
- Easy installation
- The CRX-50 and CRX-65 feature a cut-out design, so that the refrigerator against the hull of the ship can be mounted
- Fits where other refrigerators do not fit thanks to limited depth



	CRX 50/50S	CRX 65/65S	CRX 80/80S	CRX 110/110S	CRX 140/140S
Gross contents	47l	60l	81l	109l	136l
Content fridge/freezer	41,2l/4,4l	50l/7l	70,6/7,5l	98l/9,5l	124l/11l
Voltage	12/24V DC	12/24V DC	12/24V DC	12/24V DC	12/24V DC
Average use	40 Watt	45 Watt	48 Watt	50 Watt	65 Watt
Power consumption at 5°C cooling	1.1 Ah/25°C	1.14 Ah/25°C	1.19 Ah/25°C	1.8 Ah/25°C	1.9 Ah/25°C
Power consumption at -18°C freezing	1.7 Ah/32°C	1.8 Ah/32°C	2.0 Ah/32°C	2.4 Ah/32°C	2.5 Ah/32°C
Built-in dimensions W x H x D mm	380 x 534 x 500	448 x 525 x 545	475 x 640 x 528	520 x 745 x 558	525 x 812 x 620
With standard frame W x H x D mm	384 x 536 x 447	452 x 527 x 492	479 x 642 x 475	524 x 747 x 505	529 x 807 x 569
With flushmount frame W x H x D mm	406 x 536 x 495	474 x 527 x 540	501 x 642 x 523	546 x 747 x 553	551 x 807 x 619
Weight kg	17	19	21	27,6	30,6
Art.no. fridge	90.176.050	90.176.065	90.176.080	90.176.110	90.176.140
Art. no. fridge SS	90.177.050	90.177.065	90.177.080	90.177.110	90.177.140
Art.no. built-in frame flushmount	90.173.250	90.173.251	90.173.252	90.173.253	90.173.254
Art.no. built-in frame standard	90.173.260	90.173.261	90.173.262	90.173.263	90.173.264
Art.no. built-in frame flushmount for SS	90.174.250	90.174.251	90.174.252	90.174.253	90.174.254
Art.no. built-in frame standard for SS	90.174.260	90.174.261	90.174.262	90.174.263	90.174.264
Waeco converter MPS-35 110/220>24V DC	14.651.340	14.651.340	14.651.340	14.651.340	14.651.340

10 DOMETIC COOL BOXES

BUILT-IN COMPRESSOR REFRIGERATOR COOLMATIC CRE



The Dometic CRE compressor cooling fridge is because of the renewed technology extreme energy-efficient and silence. The Coolmatic CRE has a patented removable freezer concept. The 2in1 refrigerator can be used as fridge only or as a fridge/freezer combination.

- 3-speed compressor system adjusts level against the required cooling demand
- Ambient temperature driven fan for minimization of noise
- 1-stage battery protection
- Hull-cut at 50 and 65L version for optimized installation at boats
- 4 different settings of temperature
- Touch LED thermostat
- Diagnostic LED for fast failure detection
- Drainage plug at the bottom

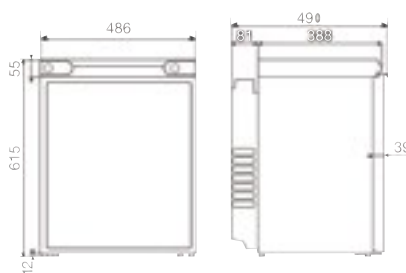


	CRE 50	CRE 65	CRE 80
Gross contents	47l	60l	81l
Content fridge/freezer	41,2l/4,4l	50l/7l	70,6l/7,5l
Voltage	12/24V DC	12/24V DC	12/24V DC
Rated current @ 12V DC	5,2A	5,8A	6,5A
Rated current @ 24V DC	2,5A	2,8A	3,1A
Built-in dimensions W x H x D mm	380 x 534 x 500	448 x 525 x 545	475 x 640 x 528
With standard frame W x H x D mm	384 x 536 x 447	452 x 527 x 492	479 x 642 x 475
With flushmount frame W x H x D mm	406 x 536 x 495	474 x 527 x 540	501 x 642 x 523
Weight kg	17	19	21
Art.no. fridge	90.177.201	90.177.202	90.177.203
Art.no. built-in frame standard	90.173.260	90.173.261	90.173.262
Art.no. built-in frame flushmount	90.173.250	90.173.251	90.173.252
Converter MPS-35 110/220>24V DC	14.651.340	14.651.340	14.651.340

STAND ALONE ABSORPTION REFRIGERATOR COMBICOOL RF 60



- Gross volume approx. 60l
- Connections 230V AC - 12V DC
- Drops 230V/12V 110W
- Gas 13,6g/h
- Consumption
 - at 230V - 1,9kW/24h
 - at 12V - 220Ah/24h
- Gas min. 325/375g/24h
- Cooling capacity up to 30°C below ambient temperature
- Insulation CFC-free polyurethane foam
- System absorption cooling
- Material coated sheet steel, door casing of high-quality plastic
- Quality characteristics piezo ignition, thermostatic control when used on 230V and gas, two in the inside door, adjustable inlays, timesheets, flame indication, door locking with vent option
- European gas consumption according to direction 90/396/EEC
- With hose, only permitted for connecting to the gas supply (local link)
- Dimensions W x H x D: 486mm x 615mm x 490mm
- Weight 26kg



Beware! This refrigerator is developed for the camping market and therefore very limited applicable for water sports.

Art.no	Description
90.180.760	Combicool RF-60

BUILT-IN ABSORPTION REFRIGERATOR RM5310



- Absorption refrigerator 220/12V and gas
- Built-in fridge with double door lock and ventilation mode
- Flexible adjustment grate
- Door with magnetic seal and can be turned around
- Equipped with interior lighting
- Content 60l, freezer compartment 5l
- Cooling + 7°C and frozen at -12°C external temperature of 32°C (class SN)

Connection values

- 22V - 12,5W
- 12V - 120W
- Gas 18,3g/24h

Consumption

- 220V - 2,3kW/24h
- 12V - 2,3kW/24h
- Gas 310g/24hr
- Dimensions W x H x D 486mm x 618mm x 474mm
- Meets gas directives 90/396/EEC
- Weight 20kg



Beware! This refrigerator is developed for the camping market and therefore very limited applicable for water sports.

Art.no	Description
90.154.912	RM5310

BUILT-IN COMPRESSOR REFRIGERATOR RC 10.4T



This new compressor fridge with its exclusive Dometic 10-series features make it fit for all adventures: a double-hinged door that opens left and right, a removable freezer compartment and a powerful cooling unit you can rely on.

- Double-hinged door - opens left and right without the need to change the hinge
- Patented removable freezer compartment (opens to the bottom)
- Ease of use with intuitive TFT colour display and turn/push button
- Reliable cooling and deep-freezing - even at extreme ambient temperatures up to 43 °C
- Elegant aluminum door handles extend over the complete fridge height
- Internal ventilation system - no further ventilation grills required
- Pleasantly quiet operation in night mode, fast cool-down with boost function



	RC 10.4T 70	RC10.4T 90
Gross contents	69 liter	90 liter
Freezer	7.5 liter	7.5 liter
Voltage	12V	12V
Power consumption at 5°C cooling temp.	0,40kWh/24h at 25°C	0,43kWh/24h at 25°C
Dimensions W x H x D in mm	420 x 821 x 450	420 x 975 x 485
Weight	19,5kg	21,4kg
Art.no.	90.154.300	90.154.301

10 DOMETIC COOL BOXES

CONVERTERS



- Rectifier for 12/24V cooling devices on 110/240V current
- Suitable for all appliances with a Danfoss BD35F compressor
- Output 110W at 25V DC, 2,5A
- Dimensions W x H x D 115mm x 55mm x 160mm
- Weight 0,7kg



Not for compressor

Art.no	Description
14.651.817	Converter EPS817-U 230V --> 12V



Also for compressor

Art.no	Description
14.651.340	Converter MPS35 110/220V --> 12/24V



For compressor

Art.no	Description
14.651.500	EPS 100W

COMPRESSOR COOLBOX CFF



Domestic's versatile addition to the portable powered cool box range comes with a stylish design, a double hinged lid and is complemented by an efficient interior storage layout that will suit all types of outdoor enthusiasts. The generous insulation built in to the CFF 35 ensures excellent cooling performance.



	CFF-35	CFF-45
Gross contents	35 liters	45 liters
Connections	12/24V DC 100-240V AC	12/24V DC 100-240V AC
Energy class	D	C
Average consumption	53W	53W
Power consumption at 5°C inside temp.	1.03Ah/h at 32°C	1.07Ah/h at 32°C
Temperature range	+10°C up to -18°C	+10°C up to -18°C
Height	1,5l bottle	2l bottle
Dimensions W x H x D mm	590 x 407 x 398	590 x 475 x 398
Weight	17.2 kg	18.6 kg
Art. no.	90.138.035	90.138.045

COMPRESSOR COOLBOX COOLFREEZE CFX3



The Dometic CFX3 is for adventurers, watersporters, picknickers and even professionals.

Stay with your way of living that you are used to and take the comfort from home, with you on your way. Because of the used cooling technology, the Dometic CFX3 freezes till -22°C while it is using less then a 60W lightbulb. Connect the cooler to the 12/24V circuit of your boat. The CFX3 is actively checking the level of your battery and will turn off automatically when the voltage is running low.

The Dometic CFX3 has a strong ExoFrame, stainless steel hinges and aluminium handle bars.

It is tested in the Australian desert and performs perfectly in though conditions. The soft touch control panel, is clear and easy to read. There even is a mobile app so you can control your CFX3 on a distance.

CFX3-35



CFX3-45



CFX3-55



CFX3-55IM



CFX3-75DZ



CFX3-95DZ



CFX3-100

	CFX3-35	CFX3-45	CFX3-55	CFX3-55IM	CFX3-75DZ	CFX3-95DZ	CFX3-100
Contents	36 liters	46 liters	55 liters	55 liters	75 liters	94 liters	99 liters
Connections	12/24V DC / 100-240V AC	12/24V DC / 100-240V AC	12/24V DC / 100-240V AC	12/24V DC / 100-240V AC	12/24V DC / 100-240V AC	12/24V DC / 100-240V AC	12/24V DC / 100-240V AC
Energyclass	C	C	C	C	D	D	D
Power consumption 5°C inside temp.	0.98 Ah/h at 32°C	1.03 Ah/h at 32°C	1.10 Ah/h at 32°C	1.11 Ah/h at 32°C	3.04 Ah/h at 32°C	3.29 Ah/h at 32°C	1.56 Ah/h at 32°C
Temperature range	+10°C up to -22°C	+10°C up to -22°C	+10°C up to -22°C	+10°C up to -22°C	+10°C up to -22°C	+10°C up to -22°C	+10°C up to -22°C
Dimensions W x H x D mm	398 x 407 x 694	398 x 476 x 694	720 x 480 x 455	720 x 480 x 450	892 x 472 x 495	962 x 472 x 530	962 x 472 x 530
Weight	16.9 kg	18.7 kg	20.4 kg	21.3 kg	27.8 kg	29.8 kg	29.6 kg
Art. no.	90.137.081	90.137.082	90.137.083	90.137.084	90.137.085	90.137.086	90.137.087

10 DOMETIC COOL BOXES

ABSORPTION COOLBOX TROPICOOOL TCX 12/24/230V



Tropicool coolboxes can cool till 30°C below the ambient temperature and heat till 50°C - 65°C. All are adjustable in 7 steps with the soft touch controlpanel incl. memory. Insulation PU foam.

These coolers are easy to use.

- Energy consumption 46/50/64W



Art.no	Type	Storage volume ltr.	Size W x H x D mm	Volt	Weight kg	Energy class
90.123.456	TCX 14	14	303 x 328 x 450	12/24V / 230V	5	E
90.123.457	TCX 21	20	303 x 420 x 450	12/24V / 230V	6	E
90.123.458	TCX 35	35	376 x 460 x 550	12/24V / 230V	10	F

COOLBOX COOL-ICE



High outside temperatures, bumpy terrain, rough water, salt water, dust and mud? The indestructible ICEBOXES of specialist Dometic are able to fight these conditions. One of the characteristics is the extremely low heat absorption, the high insulation value and the clever closing. With ice or cooling elements, the cooler keeps the content fresh for several days. The top quality enclosure, hinges and trade are designed for the toughest conditions. A 5-year factory warranty says enough. The available drain plug, makes cleaning and removal of melt water easy.



Art.no	Capacity ltr	Dimensions mm	Weight kg
90.123.113	13	241 x 306 x 386	2,8
90.123.122	22	363 x 314 x 386	4,2
90.123.142	42	640 x 355 x 418	7,5
90.123.155	56	570 x 432 x 515	10,6
90.123.168	71	690 x 432 x 515	11,8
90.123.186	87	840 x 432 x 525	14,0
90.123.211	111	1055 x 442 x 535	18,1

COMPLETE CLIMATE SYSTEM



Combines cooling, dehumidification and heating system

- Complete package, including seawater components, air duct and fixing materials, space-saving compact air conditioning, high-quality, corrosion resistant materials
- Content package: air conditioning, electronic control and seawater pump, filter, Control Panel, seawater, air and exhaust air guides in-grille, sea water hose, transit elements of Board wall, mounting materials, fittings, valves

* Deliverable on demand



Type	MCS T6*	MCS T12*	MCS T16*
Cooling capacity	6.000 BTU/h	12.000 BTU/h	16.000BTU/h
Heating capacity	1750W	3500W	4700W
Power consumption cooling/heating mode	621W/851W	759W/989W	1035W/1357W
Input voltage	230V /50Hz	230V/50Hz	230V/50Hz
Power consumption cooling/heating mode	2,7A/3,7A	3,3A/4,3A	4,5A/5,9A
Required circuit protection (harbour)	min. 6A/max. 10A delay fuse	min. 8A/max. 10A delay fuse	min. 11A/max. 15A delay fuse
Starting current	max. 11A	max. 22A	max. 32A
Number of blower speeds	6 / automatic	6 / automatic	6 / automatic
Temperature range (preset)	18°C to 30°C	18°C to 30°C	18°C to 30°C
Therm. temperature control	yes	yes	yes
Refrigerant	R417a	R417a	R417a
Dimensions W x H x D mm			
A/C unit	451 x 298 x 241	552 x 343 x 248	552 x 343 x 279
Electronic control	165 x 222 x 67	165 x 222 x 67	165 x 222 x 67
Weight	18kg	26kg	28kg
Article number	90.180.501	90.180.502	90.180.503

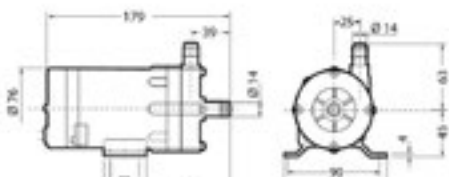
new AIR CONDITIONING SYSTEM COMPACT



Velair's air conditioning units offer a solution for cooling, heating, and dehumidifying. Specially designed for use in boats. The Compact series is an independent system suitable for all types of boats. Its compact size makes it easy to integrate into a new or existing boat. Operation with touch panel possible. Unique is the possibility to control the air conditioning with a special app. On board, the app connects directly to the air conditioning. Outside, the air conditioning can be controlled and monitored via the internet. Ideal to activate the air conditioning before you come on board. This does require an internet connection on board, via WiFi in the port, or a router connection.

Characteristics:

- High efficiency, low noise brushless fan
- Variable fan speeds
- Possibility to install up to three air ducts
- Wired touch panel suitable for wall mounting
- Reverse operation for heating
- High quality materials stainless steel and aluminium used
- Remote control possible with app



Model	COMPACT 7
Art. nr.	90.180.600
Man.nr.	20379UW
Cooling capacity range	7000 BTU/hr
Power supply voltage	230V/50Hz
Power consumption cooling (start peak)	3,0A/12A
Fuse	10A
Cable (min.)	2,5mm ²
Maximum air flow	350m ³ /hr
Flange diameter Ø	2 x 100mm
Min. opening for return air grill	360cm ²
Min. opening for supply air grill	150cm ²
Min. capacity water pump	8l/min
Advice for single unit installation below the waterline	90.180.630
Advice for single unit installation above the waterline	90.180.640
Refrigerant	R410A
Dimensions (W x H x D) mm	433 x 280 x 260
Weight	23kg

*Available on request

new AIR CONDITIONING SYSTEM INVERTER COMPACT



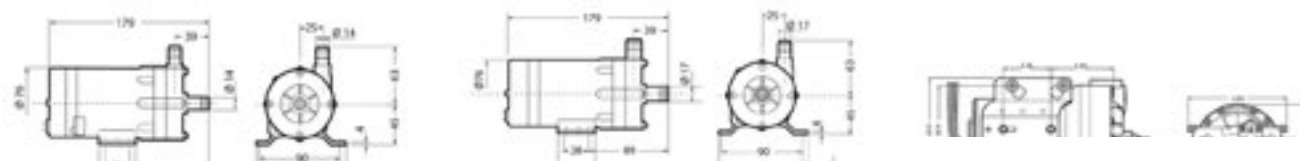


Velair's inverter compact air conditioning systems combine the latest technology with a compact unit for highly efficient cooling, heating and dehumidification of your yacht or ship. This air conditioning system has a compressor with brushless motor that constantly regulates the cooling of the air conditioning. This ensures the most efficient, constant, and pleasant way of cooling. Operation with touch panel possible. Unique is the possibility to control the air conditioning with a special app. On board, the app connects directly to the air conditioning. Outside, the air conditioning can be controlled and monitored via the internet. Ideal to activate the air conditioning before you come on board. This does require an internet connection on board, via WiFi in the port, or a router connection.

Advantages Inverter technology:

- No power peaks when switched on and lower power consumption (-40%)
- Constant regulation of temperature
- More suitable in combination with the use of an inverter

Characteristics:

- High efficiency, low noise brushless fan
- Wired touch panel suitable for wall mounting
- Reverse operation of the heat pump for heating
- High quality materials stainless steel and aluminum
- Remote control possible with app

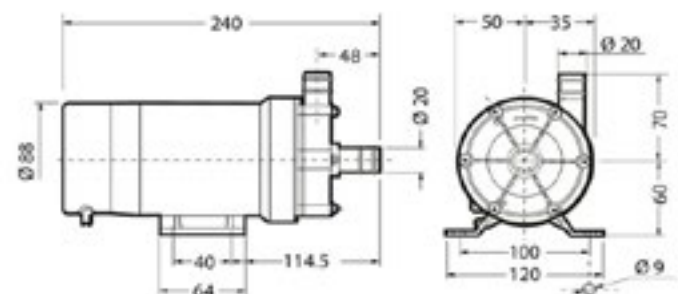
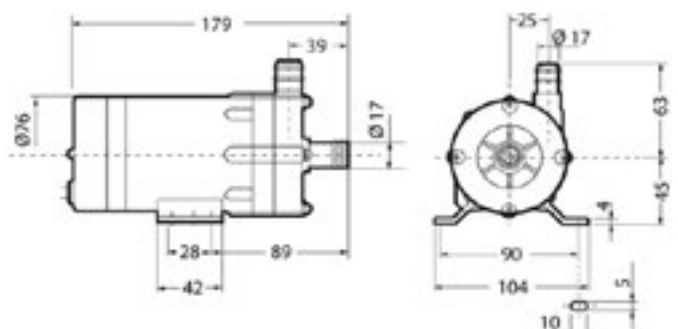
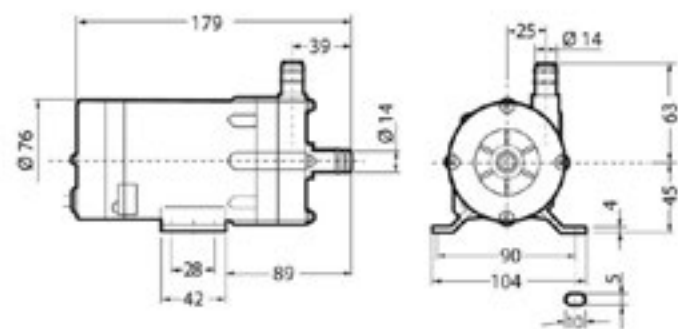


Model	COMPACT i10 VSD SMART	COMPACT i16 VSD COMPACT i10 VSD SMART*	COMPACT i21 VSD*
Art. nr.	90.180.611	90.180.612	90.180.613
Man.nr.	24831GW	24832JW	24765WW
Cooling capacity range	4.000 - 10.000 BTU/hr	6.000 - 16.000 BTU/hr	7.000 - 21.000 BTU/hr
Power supply voltage	230V/50-60Hz	230V/50-60Hz	230V/50-60Hz
Power consumption cooling (max./eco)	2,9A /0,95A	4,1A/1,35A	6,1A/2,1A
Fuse	10A	10A	10A
Cable (min.)	2,5mm ²	2,5mm ²	4mm ²
Maximum air flow	400m ³ /hr	550m ³ /hr	800m ³ /hr
Flange diameter Ø	2 x 125mm	2 x 150mm	3 x 150mm
Min. opening for return air grill	400cm ²	600cm ²	800cm ²
Min. opening for supply air grill	250cm ²	300cm ²	400cm ²
Min. capacity water pump	12l/min	15l/min	20l/min
Advice for single unit installation below the waterline	90.180.630	90.180.631	90.180.631
Advice for single unit installation above the waterline	90.180.640	90.180.640	On request
Refrigerant	R32	R32	R32
Dimensions (W x H x D) mm	559 x 319 x 306	616 x 347 x 306	653 x 457 x 322
Weight	27kg	30kg	40kg

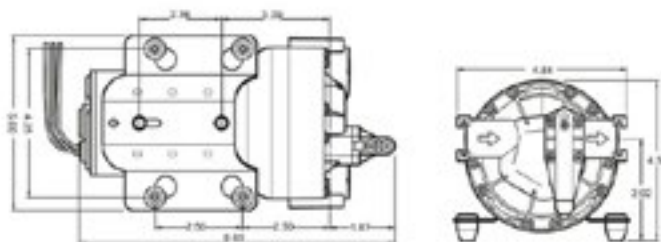
*Available on request

10 HEATERS AND DEFROSTERS

new WATERPUMPS FOR AIR CONDITIONING



One of the elements of a complete air conditioning installation is a water pump. The water pump is connected to the air conditioning. The air conditioning takes care of switching the pump on and off. Self priming is advised when the pump above the waterline, or will be placed above the waterline when cruising, for example with a fastmoving boat. Centrifugal can be used when the pump is always situated under the waterline.



Art.no	Man. no	Model	Max. capacity l/min	Watt	Self priming up to (meter)	Max Head m	For hose	Weight
90.180.630	69886M	centrifugal	15	31	-	2,6	19mm (3/4")	1,7kg
90.180.631	63570A	centrifugal	25	43	-	3,1	17mm	1,7kg
90.180.632	69696G	centrifugal	35	75	-	4,0	19mm 3/4"	1,7kg
90.180.640	63799K	self priming	5-20	200	3	4,0	13mm (1/2")	3,6kg

Makes it possible to supply two air conditioning units with water with a pump.

Art.no	Man. no	Description
90.180.650	23391ZV	Relay box 1 pump/2 units 230V

new ACCESSORIES FOR AIR CONDITIONING



Bulkhead kit. Includes: Seacock, on/off valve, water strainer, hose fittings, through hull.

Art.no	Man. no	Description	Connection
90.180.700	69475P	Bulkhead kit	13mm (1/2")
90.180.705	69532Z	Hose reinforced	16mm

new AIR DUCT ACCESSORIES FOR AIR CONDITIONING



Art.no	Man. no	Description	Dimensions
90.180.660	62876W	Y-splitter air duct	1x Ø100mm 2x Ø100mm
90.180.661	62220R	Y-splitter air duct	1x Ø125mm 2x Ø100mm
90.180.667	62224Z	Y-splitter air duct	1x Ø150mm 2x Ø125mm



Art.no	Man. no	Description	Dimensions
90.180.670	64254V	Transition box	Ø100mm > 200x100mm
90.180.671	64255X	Transition box	Ø125mm > 200x100mm
90.180.672	64256Z	Transition box	Ø125mm > 250x100mm



Art.no	Man. no	Description	Dimensions
90.180.680	67112P	Flexible air duct insulated	Ø100mm
90.180.681	69139X	Flexible air duct insulated	Ø125mm
90.180.682	67113S	Flexible air duct insulated	Ø150mm



Art.no	Man. no	Description	Dimensions
90.180.683	62210M	Supply air grill round white (closable)	100mm



Art.no	Man. no	Description	Dimensions
90.180.684	69428E	Supply air grill round white (not closable)	100mm



Art.no	Man. no	Description	Dimensions
90.180.694	69023B	Supply grill Aluminum	200x100mm(200cm²)
90.180.695	69021X	Supply grill Aluminum 4-way	250x100mm (250cm²)



Art.no	Man. no	Description	Dimensions
90.180.690	69490K	Return air grill Aluminum	250x150mm (375cm²)
90.180.691	69422S	Return air grill Aluminum	300x200mm (600cm²)
90.180.692	61380Z	Return air grill Aluminum	300x300mm (900cm²)
90.180.693	69423U	Return air grill Aluminum	400x250mm (1000cm²)



HEATERS/DEFROSTERS

The air heater is designed to quickly and efficiently defrost/defog windows and windscreens. The air heater is connected to the engine with a fresh water cooling system. The cooling water of the engine heats the air heater which distributes the heat with a strong blower to the window(s) and/or into the room. The air heater is available in a kit or stand alone. The complete kit exists of: air heater with one or more outlets (depending on capacity), wiring harness of 5 meter and a control panel. The 2kW version has an on/off control panel, the 4kW, 9kW and 12kW have a 4-step control panel.

- Water connection 16mm (5/8") copper pipe according to DIN71550
- Maximum pressure 2,5Bar (36PSI)



Art.no	Man. no	Type	Capacity	Max Air Flow m³/h	Outlet	Volt	Set/Stand alone	Fuse	Dim. H x W x D mm	Weight kg
90.181.003	09-01-035	Leisure	6kW	200	3	12V	Set	15A	136 x 440 x 218	5,5
90.181.004	09-01-036	Leisure	6kW	200	3	24V	Set	10A	136 x 440 x 218	5,5



Art.no	Man. no	Type	Capacity	Max Air Flow m³/h	Outlet	Volt	Set/Stand alone	Fuse	Dim. H x W x D mm	Weight kg
90.181.005	09-01-037	Leisure	6kW	200	3	12V	Stand alone	15A	136 x 440 x 218	5,5
90.181.006	09-01-038	Leisure	6kW	200	3	24V	Stand alone	10A	136 x 440 x 218	5,5



Art.no	Man. no	Type	Capacity	Max Air Flow m³/h	Outlet	Volt	Set/Stand alone	Fuse	Dim. H x W x D mm	Weight kg
90.181.010	09-02-005	Commercial	9kW	350	4	12V	Set	15A	136 x 440 x 218	5,0
90.181.011	09-02-006	Commercial	9kW	350	4	24V	Set	10A	136 x 440 x 218	5,0



Art.no	Man. no	Type	Capacity	Max Air Flow m³/h	Outlet	Volt	Set/Stand alone	Fuse	Dim. H x W x D mm	Weight kg
90.181.012	09-02-017	Commercial	9kW	350	6	12V	Set	15A	136 x 440 x 218	5,5
90.181.013	09-02-018	Commercial	9kW	350	6	24V	Set	10A	136 x 440 x 218	5,5



Art.no	Man. no	Type	Capacity	Max Air Flow m³/h	Outlet	Volt	Set/Stand alone	Fuse	Dim. H x W x D mm	Weight kg
90.181.014	09-02-011	Commercial	9kW	350	4	12V	Stand alone	15A	136 x 440 x 218	5,0
90.181.015	09-02-012	Commercial	9kW	350	4	24V	Stand alone	10A	136 x 440 x 218	5,0



Art.no	Man. no	Type	Capacity	Max Air Flow m³/h	Outlet	Volt	Set/Stand alone	Fuse	Dim. H x W x D mm	Weight kg
90.181.016	09-02-015	Commercial	9kW	350	6	12V	Stand alone	15A	136 x 440 x 218	5,5
90.181.017	09-02-016	Commercial	9kW	350	6	24V	Stand alone	10A	136 x 440 x 218	5,5



Art.no	Man. no	Type	Capacity	Max Air Flow m³/h	Outlet	Volt	Set/Stand alone	Fuse	Dim. H x W x D mm	Weight kg
90.181.018	09-02-007	Commercial	12kW	680	4	12V	Set	15A	176 x 403 x 244	5,2
90.181.019	09-02-008	Commercial	12kW	680	4	24V	Set	10A	176 x 403 x 244	5,2



Art.no	Man. no	Type	Capacity	Max Air Flow m³/h	Outlet	Volt	Set/Stand alone	Fuse	Dim. H x W x D mm	Weight kg
90.181.020	09-02-013	Commercial	12kW	680	4	12V	Stand alone	15A	176 x 403 x 244	5,2
90.181.021	09-02-014	Commercial	12kW	680	4	24V	Stand alone	10A	176 x 403 x 244	5,2



Art.no	Man. no	Description
90.181.027	09-66-017	Control panel 6/9/12KW 12/24V

PERFECT COFFEE



Coffee maker for 5 cups (625 ml)

- Swivel filter
- Transport lock for glass jug
- Hotplate with thermostat
- Fixing Kit for wall or bottom mounting
- Color black/silver
- Dimensions W x H x D
240mm x 270mm x 155mm
- Weight 1,1kg

Performance:

- 12V - 170W
- 24V - 300W

Art.no	Description
90.200.312	MC052 12V
90.200.324	MC054 24V

PERFECT COFFEE MC-01



- 1-cup Coffee-Maker, 150ml
- 12V-15A
- Average power 180W
- Colour silver/black, including 12V plug

Art.no	Description
90.201.112	MC01

PERFECT KITCHEN WATERCOOKER MCK-750



- Dimensions incl. mounting bracket W x H x D
190mm x 205mm x 125mm
- Connection cigarette lighter
- Colour White/Blue
- Weight 750g
- Approx. 0,75l

Power input:

- 12V - 200W

Art.no	Description
90.201.012	12V MCK-750-12

POWERVAC WET/DRY VACUUM CLEANER



With 12V battery. With the Dometic PowerVac battery you can vacuum up to 18 minutes. After that, you can recharge this machine with the adaptor, which is also supplied. That will take approx. 10 to 14 hours and will be automatically ended by means of the built-in electronics. The vacuum cleaner has a contents of 3,8l and a reusable filter. Just remove these parts to empty and clean the vacuum cleaner.

- Rechargeable 12 and 230V
- Power consumption approx. 90W
- Water column approx. 400mm (±10 %)
- Dimensions W x H x D
320mm x 270mm x 198mm
- Weight 2,15kg



Art.no	Description
90.203.000	Powervac

HANDHELD VACUUM CLEANER



For batteries and chargers, see page 727.

Art.no	Description
33.322.233	Handheld vacuum cleaner 18V (without battery and charger)

GAS ALARM MAGICSAFE MSG 150



- Reacts on all usual intoxicated gasses
- Acoustic and optical signal in case of alarm
- Automatic adaption to air in the environment
- Automatic and manual testing
- Self-cleaning gassensor
- Voltage 12/24V
- Power consumption approx. 80mA
- Exits 1
- Capacity 10A



Art.no	Description
21.448.010	MSG 150

11



Running and Care and Paint

MAINTENANCE 3 STEP MAP

MAINTENANCE 3 STEP MAP

After the winter storage or also right before the winter storage, your precious ship deserves the right treatment to look tip-top again, therefore the following tips:

Step 1

Clean your ship thoroughly with water and Talamex boatshampoo, so that all the dirt and sand is removed.

45.720.006 - TALAMEX BOATSHAMPOO

Step 2

Clean and polish weathered and dull spots with Talamex boatcleaner. Apply thoroughly, moving rotatingly, to not too big surfaces, with soft cloth. Polish with soft cloth before cleaner is totally dry.

45.720.007 - TALAMEX BOATCLEANER

Step 3

Preserve your ship by affixing Talamex boatwax with a soft cloth and polish it before it is completely dry. This can be done with a soft cloth or polishing machine.

45.720.008 - TALAMEX BOATWAX

BOAT SHAMPOO



Talamex boatshampoo is a universal phosphate-free and biodegradable cleaning detergent, that is very suitable for the cleaning of, among others, boats and caravans. Talamex Boatshampoo gives a particularly good cleaning of plastic and painted surfaces and removes almost all kinds of dirt. The product can be added to both cold and hot water and - depending on the pollution - can be diluted. Wash the area to be treated using a sponge, brush or machine wash and rinse with clean water.

Art.no	Description	Content ml	Pcs
45.720.006	Boatshampoo	500	1

BOAT CLEANER



Talamex boatcleaner is a cleanser for all types of boats. Cleans plastics and painted surfaces deeply and thoroughly. It gently removes blemishes and all types of impurities of your boat while in the mean time it smoothens the surface of the boat.

Art.no	Description	Content ml	Pcs
45.720.007	Boat cleaner	500	1

BOAT WAX



Talamex boatwax contains carnauba wax for a dirt-repellent effect, lower friction resistance and a brilliant shine. Suitable for polyester and painted boats. Not suitable for wooden boats. Silicone-free.

Art.no	Description	Content ml	Pcs
45.720.008	Boat wax	500	1

ALL-IN-ONE MAINTENANCE SET



Low-cost maintenance set with 1 shampoo, 1 cleaner and 1 boatwax

Art.no	Description	Content ml	Pcs
45.720.009	All-in-one maintenance set	3 x 500	1

SHIPCLEAN



1 litre package. Ideal for deck cleaning. Can be used in concentrated form, or thinned with water. Removes rust, yellow and grey remnants, scale, tar and oil without damaging the gel coat. Shipclean is phosphate- and solvent-free. Biologically degradable.



Art.no	Description	Content ml	Pcs
45.717.000	Shipclean	1000	6

PTFE SPRAY



High quality multi-purpose lubricant based on PTFE. Low viscosity multipurpose lubricant with strong adhesive, restorative and lubricating properties. Suitable for the lubrication of metals and plastics that under long-standing and high load such as (roller) bearings, pulleys, machines, hinges, tools, chains and derailleurs.



Art.no	Description	Content ml	Pcs
45.600.111	Aerosol PTFE Spray	200	1

RADBOUD



With year long experience you can protect and maintain your ship safe and well with Radboud maintenance products. The Radboud products are leading and manufactured under the strictest requirements. The factory is ISO-certified and has its own laboratory, where the products are under a constant quality control.

The result: stunning clean and realized in "no time" .

NEBULIZER



Art.no	Description
45.300.050	Radboud nebulizer for 1 liter bottle

FRESH CLEAN BOATSHAMPOO



Biodegradable, phosphate-free shampoo. Saves existing wax.

This specially for the boat developed shampoo dries shiny and flawless and makes rinse and drying superfluous. In addition, Fresh Clean is environment friendly, fully biodegradable and phosphate free.



Art.no	Content l	Pcs
45.300.001	1	12

QUICK CLEAN



Removes brown-yellow stains and leaves a shiny clean surface behind. Biodegradable.

These spots are caused by effects of silicone in combination with water and sun. Therefore it is recommended to use a silicone-free wax after cleaning. The treatment of these spots is sufficient with the degreasing of the hull with Bilge Clean (silicone be removed) and then with Quickclean (stains disappear).



Art.no	Content l	Pcs
45.300.005	1	12
45.300.006	10	1
45.300.007	25	1

BILG ALL CLEAN



Environmentally friendly degreaser for engines, bilges. Also removes old wax layers (silicone). Biodegradable.

For cleaning oily spaces such as the bilge, Bilg Clean is the ideal product. Bilg Clean is environmentally friendly and biodegradable, therefore, this product is also excellent to use as degreaser of the fuselage.

Also suitable to thoroughly clean.

Art.no	Content l	Pcs
45.300.010	1	12
45.300.011	10	1

TEAK CLEAN



Removes the grey of unvarnished teak surfaces and brings back the original teak colour.

Teak is a soft wood species that "works". Teak presses chalk to the surface making it grey of color. In addition, the chalk is a good breeding ground for algae. To remove this grey layer Teak Clean can be applied. Do not use a hard brush for this application hard brush, etc. otherwise the structure of the teak can be damaged.

Art.no	Content l	Pcs
45.300.015	1	12
45.300.016	10	1

BIO CLEAN



Removes limescale on the water line and on tail pieces of outboard engines.

Above the waterline, splashing water evaporates creates strong limestone. By using Bio Clean, the limestone will be removed.

Not suitable for use on aluminum.

Art.no	Content l	Pcs
45.300.020	1	12
45.300.021	10	1
45.300.022	25	1

AQUA TOLET



As soon as a frost period occurs, the toilet must be filled with a frost free liquid. Aqua Tolet is frost protective down to -22 °C, and in addition, it has a lubricating effect and prevents the petrification of hoses and rubbers. Aqua Tolet is absolutely harmless and may be pumped overboard after the frost period.

Aqua Tolet prevents unpleasant odors in the on-board toilet. Lubricates the pump. Protects seals and hoses against lime. Environment friendly, pH value 7, may be discarded in open water.

Art.no	Content l	Pcs
45.300.025	1	12
45.300.026	10	1

DINGHY CLEAN



Powerful water-soluble cleanser for a fast and efficient removal of various stubborn dirt on rubber boats. Add a cap (depending on the degree of pollution) to a bucket of water (lukewarm). Then wash the boat with a sponge and rinse with clean water. Biodegradable.

Art.no	Content l	Pcs
45.300.030	1	12
45.300.031	10	1

TWO COMPOUND SHIP COATING



A very protective 2-compound wax in 1 bottle. Protects your ship for years against daily environmental influences and also gives a spectacular gloss. Suitable for aluminum, Stainless Steel, painted or varnished parts and plastic. Shake the bottle before use for at least 1 minute (repeat this act every 30 minutes). Rub the cleaned surfaces thin with sponge or cloth. Rub after about 20 minutes with a dry cloth. Shake the bottle well again after use.

Art.no	Content l	Pcs
45.300.035	1	12
45.300.036	10	1

ANTI FREEZE



- Anti-freeze for drinking water systems, toilet, heating and motor
- Protects down to -45°C
- Copper and plastic pipes to -25°C w.r.t. burst
- Color: pink
- Ready to use
- Biodegradable

Art.no	Description	Content l	Pcs
45.300.505	Can	5	1
45.300.520	Barell	60	4
45.300.521	Barell	210	1
45.300.522	IBC	1000	1



www.talamex.com

SILICON SPRAY HR 260



Colourless silicon liquid for lubricating:

- rails
- slides
- hinges
- locks
- zippers
- etc.
- Not to be used on glass

Art.no	Content ml	Pcs
45.551.550	300	1

PTFE SPRAY TF 089



- Unique anti-static PTFE-based lubricant
- Long lasting and for heavy loading
- Colourless and does not effect plastics

Art.no	Content ml	Pcs
45.551.560	300	1

LUBRIT-ALL



- Multi functional colourless lubricant with Teflon
- Cleans and protects
- Removes old rust easily
- Active water removing capacity

Art.no	Content ml	Pcs
45.551.530	300	1

GALVATEC ZINCSPRAY



- Cathodic protection of iron and steel
- Rust-prevention on welding seams
- Self-mending after small damages
- Performs a cold-galvanisation process
- Can be painted-over after 24-48 hours
- Heat resistant to about 425°C

Art.no	Content ml	Pcs
45.551.500	400	1

GAS LEAK DETECTOR SPRAY



- For tracing leaks in gas or pressure pipes
- For all kinds of gas (also oxygen and freon)
- Acc. to DIN-DVGW Reg.nr 93.01 and 940

Art.no	Content ml	Pcs
45.551.520	200	12

CONTACT SPRAY CS 90



- Universal cleaning spray for electric circuits

Art.no	Content ml	Pcs
45.551.345	200	12

MILDEW CONTROL AGENT



- Kills mould, alga and moss
- Suitable for cleaning all damp areas on board where mold and/or algae occur

Art.no	Content ml	Pcs
45.551.280	500	1

HANDCLEANER



- Removes oil, grease, tar, bitumen, ink, alkyd and nitro varnishes, even from pores
- Does not degrease the skin
- pH neutral
- Biodegradable

Art.no	Content ml	Pcs
45.551.275	500	1

CLEAN SHIP CLOTH



Very high absorbing capacities, made of cotton.

- Size 37cm x 37cm



Art.no	Content
33.350.000	Packed per 10 bags of 10 pcs each.

CLEANING CLOTH PRIMP



Soft cloth with very high absorbing powers.

- Silicon- and scratch-free
- Ideal for working with wax and cleaning of SS
- Size 33cm x 40cm



Art.no	Content
33.350.005	Packed per 10

CLEANING CLOTH SUPREME



Washable micro fibre cloth of the latest generation.

- Super strong "all-in-one" cloth
- Absolutely fluff-free
- Very suitable for cleaning smooth surfaces, like glass and SS
- Size 40cm x 34cm



Art.no	Content
33.350.010	Packed per 3

OIL-ABSORPTION SWAB



Bilge oil buffer (B.O.B.) Restricts dirty mess by absorbing oil. When full capacity is used the b.o.b. is easy to clean/replace.



- Absorption capacity 7,5l
- Ø 10cm
- Own weight 500g
- Length 55cm

Art.no
45.726.100

OIL ABSORPTION CLOTHS



Fully absorbs oil, petrol, grease and chemicals. Can be used several times.

- Environmental friendly
- High flash point
- Insensitive to water
- Absorption capacity 1l
- Size 46cm x 46cm



Art.no	Content
45.726.200	Packed per 3

SPONGE



This high absorbing sponge is suitable for all kinds of cleaning. F.e.: boat, caravan or car cleaning.

- Size 22cm x 11cm x 5cm
- Material Polyurethane



Art.no
33.350.100

SPONGE MICROFIBER



Large microfiber sponge with high absorption. Sponge takes away dirt without causing scratches to the surface.

- Size 22cm x 11cm x 6cm
- Material
 - outside coral fleece, 100% polyester
 - inside polyurethane



Art.no
33.350.101

MICROFIBER WASH MITT



Microfiber wash mitt for cleaning of boats, cars, caravans etc. The microfiber mitt is perfect for dry or wet cleaning. Also suitable to polish larger surfaces.


- Size 23cm x 17cm
- Material coral fleece 100% polyester



Art.no
33.350.105

11 SPUNGES AND WASH MITTS

SPONGE MESH & MICROFIBER CHENILLE



Ideal sponge to clean a boat, car or caravan. The mesh side cleans difficult to remove dirt such as mosquitos easily, while the micro fiber chenille are ideal to clean and wash the shiny parts. The sponge has a elastic webbing on the mesh side for an even better grip while cleaning.


- Size 22cm x 11cm x 6cm
- Material
 - outside chenille 80% polyester 20% polyamide, mesh 100% polyester
 - inside polyurethaan
- Material inside: polyurethane



Art.no

33.350.102

MESH & MICROFIBER CHENILLE WASH MITT



Ideal wash mitt to clean a boat, car or caravan. The mesh side cleans difficult to remove dirt such as mosquitos easily, while the micro fiber dreads are ideal to clean and wash the shiny parts. The chenille takes up the dirt without leaving scratches to the surface.

- Size 23cm x 17cm mesh side, 26cm x 21cm chenille side
- Material chenille 80% polyester 20% polyamide, mesh 100% polyester



Art.no

33.350.106

MICROFIBER TOWEL SET



Knitted microfibers of top quality make these towels useful for many applications. The wooly soft structure of the microfiber towel cleans easily dirt and moisture from every surface.

- Size 30cm x 30cm
- Material microfiber 80% polyester 20% polyamide
- Set of 3 pcs

Art.no

33.350.110

MICROFIBER CHAMOIS



This microfiber chamois is a unique towel to dry both windows and boat, caravan or car. The microfiber chamois has a high absorbing capacity en will give a spotless result. The soft structure makes it safe to use on your paintwork or coating.

- Size 45cm x 46cm
- Material PU 100% microfiber chamois

Art.no

33.350.115

FLEXI BLADE WINDOW WIPER



This flexi blade with silicone blade follows perfectly the contours of the surface. It will give a spotless result on all smooth surfaces. One of the other advantages of the silicone blade is that it will not dry out and therefore remains flexible and easy to use.

- Size 30cm
- Material blade PP Silicone

Art.no

33.350.120

BUCKET PVC



Unique 100% PVC puts.

Very strong and hardwearing. Gives no stripes on deck and because of the lack of metals, damage to your boat will most likely not happen.

- Content 7l



Art.no	Colour
36.106.100	Black
36.106.101	White
36.106.102	Navy



Art.no	Colour
36.106.103	Grey
36.106.104	Orange
36.106.105	Anthracite

FOLDABLE BUCKET



Foldable bucket with content of 9 liters. Bucket comes with pouch for storage.

Art.no	Description
35.106.001	Foldable bucket

DECK BRUSHES DELUXE



All-round series deck brushes for various surfaces and spaces by a wide choice of models including two widths and three hardnesses. The brushes are easy to click on the Talamex deluxe broomstick series. The brushes have a plastic tendon (bumper) around to prevent damage.



Art.no	Colour	Width	Hardness
33.103.020	blue	20cm	soft
33.103.021	yellow	20cm	medium
33.103.022	white	20cm	firm
33.103.025	blue	25cm	soft
33.103.026	yellow	25cm	medium
33.103.027	white	25cm	firm

BROOM STICKS DELUXE



Broom stick series for the Talamex deluxe series brushes. The telescopic shanks are simply set in four different lengths.



Art.no	Type	Length
33.103.031	fixed	150cm
33.103.032	telescopic	106-180cm
33.103.034	telescopic	120-220cm

new BEND ADAPTER DELUXE



The aluminum bend adapter for use with deluxe series of brushes is very easy to fit between the pole and the brush, by using the snap lock system. The angle of 35° makes it easier to reach hard to reach places.



Art.No.	Description
33.103.035	Bend adapter 35°

HAND BRUSH



Practical hand brush with handle for the smaller cleaning jobs and the places that can not be reached with a deck brush.



Art.no	Description
33.103.040	Hand brush



www.talamex.com

DECK BRUSHES MARINE PLASTIC

White block with locking device for shaft handles of Ø 22mm-25mm.



- Soft nylon Rilsan fibre
- 24 cm

Art.no	Description
33.104.000	Deck brush
33.104.024	Deck brush with beard



- Hard fibre
- 24cm

Art.no	Description
33.105.000	Deck brush
33.105.024	Deck brush with beard

DECK BRUSHES WOOD



High polished block with marine plastic locking device. For broomsticks with Ø 22mm-25mm. With clip for display.



Hard fibre, 24 cm.

Art.no	Description
33.106.024	Deck brush
33.106.025	Deck brush with beard
33.106.100	Extra heavy fibre filled type, 24 cm

- Rilsan fibre
- 24cm
- Soft nylon



Art.no	Description
33.107.000	Deck brush "Anchor" with beard
33.107.100	Extra heavy fibre filled type

BROOMSTICK



Metal coated with thread for double connection and locking device for Talamex® brushes.



Art.no	Size cm	Pcs
33.104.001	120 x 2,5	1

BROOM HANDLES



- Without water flow
- Paranapine



Art.no	Size cm	Pcs
33.333.000	120 x 2,5	10
33.202.170	150 x 2,5	10

11 BRUSHES AND ACCESSORIES

DECK BRUSH SET



Deck brush set consisting of±

- an aluminum anodized telescopic handle
- a stiff brush
- a soft brush and a screw-on bare boat hook

Due to the rounded and compact size of the brushes, they are also very good to use in the gangways. The stick is adjustable from 65cm - 122cm.



Art.no
33.103.000

DECK BRUSH SET WITH WATERFLOW



Deck brush set consisting of:

- an aluminum anodized telescopic handle with soft grip
- a soft brush and a screw-on boat hook

The steel and brush are equipped with a water flow, a quick-connect hose connection and a valve. The steel is adjustable from 640mm - 1030mm.

Art.no
33.103.010

new BORSTEL



- All-round innovative brush with water connection
- W x L x H: 30cm x 15cm x 9,5cm
- 360° rotatable
- 2 integrated nozzles
- Quick coupling system for compatible poles
- Including hose connector, compatible with the wellknown hose connector systems
- Rubber protective edge around the brush to prevent damage
- 50% less water consumption compared to other models

Art.no.	Size/Type	Brush hair	Use for
33.322.101	ultra soft	50% natural hair	scratch sensitive surfaces



Art.no.	Size/Type	Brush hair	Use for
33.322.102	soft	plastic split open ends	allround ends



Art.no.	Size/Type	Brush hair	Use for
33.322.103	hard plastic	rigid	jetties, underwater hull, nonslip deck

new POLE BRUSH



- Equipped with direct water connection
- Equipped with ergonomic handlebar
- Including hose connector, compatible with the wellknown hose connector systems
- Adjustable water pressure
- Quick connect system for compatible brushes
- Equipped with a special opening for the use of soap sticks

Art.no.	Length cm
33.322.111	150

Art.no.	Length cm
33.322.112	80-150

Art.no.	Length cm
33.322.113	160-300

new SOAP STICKS



Special soap sticks that can be easily slid into the Weyer poles. This system ensures the correct ratio of soap and water that comes out of the brushes. Depending on the hardness of the water, 1 or 2 sticks can be pushed into the handle at the same time.



Art.no.	Package pcs
33.322.121	12

new HAND BRUSH



- Allround innovative hand brush with water connection
- W x L x H: 32cm x 18cm x 6cm
- 360° rotatable
- 2 integrated nozzles
- Including hose connector, compatible with the wellknown hose connector systems
- Rubber protective edge around the brush to prevent damage
- 50% less water consumption compared to other models



Art.no.	Description
33.322.131	Soft hand brush

new HOSE SET



Hose set compatible with the poles, brushes, and the hand brush.

- Equipped with quick coupling with water stop
- Kink resistant
- Length 20m



Art.no.	Package pcs
17.807.210	Hose set 20m

PVC HOSE



- 12mm x 17mm in white PVC till 15BAR
- Including connections and spray water gun
- Length 15m



Art.no
17.807.200

TALAMEX ADAPTOR



- 25mm male thread
- For hose 16mm



Art.no	Description	Pcs
17.805.825	Hose adapter	5

ADAPTOR



Art.no	Description
17.807.001	1/2" tap connection.
17.807.002	3/4" tap connection.
17.807.003	1" tap connection

new COUPLING



To connect hose to hose 13mm (1/2").



Art.no.	Description
17.807.031	Gardena Coupling

ADAPTOR



For 13mm (1/2") hoses.



Art.no
17.807.010

ADAPTOR WITH ADJUSTABLE VALVE



For 13mm (1/2") hoses.



Art.no
17.807.015

WATER STOP



For 13mm (1/2") hoses.



Art.no
17.807.020

11 BRUSHES AND ACCESSORIES

NIPPLE



3/4" thread. For hose 13mm.
Nipple with 3/4" outer thread for the connection of devices with an inner thread connection.

Art.no
17.807.030

NIPPLE



Nipple for the connection of e.g. sprinklers without the Gardena connection nipple. 1/4" outer thread.

Art.no
17.807.040

EXTENSION



For 13mm (1/2") hose.

Art.no
17.807.050

WATER THIEF



- Flexible hose connector
- Normal, diameter Ø 1/2"

Art.no
17.807.004

NOZZLE



Adjustable water flow and nozzle, continuously variable. Long shaft and integrated valve.

Art.no
17.807.060

TRIGGER NOZZLE 8100



Adjustable waterflow and nozzle, continuously variable.

Art.no
17.807.066

HOSE BOX



With hose 16,5m (15+1,5m) Dia hose 11mm. Pressure over 15Bar. With fittings and nozzle.

Art.no
17.807.100

ROLL-FIX HOSE



Hose, flat, 20m

Art.no
17.807.105

TEXTILE HOSE LIANO LIFE



Textile hose Liano consists of a very flexible inner hose that is covered with a robust textile outer hose that offers very good protection against damage. Very strong, yet very easy to pull around corners without kinking and easy to store. Comes with cleaning nozzle and two connectors.

- 15 year warranty
- Frost and UV resistant
- Can also be rolled up on a reel
- Ø 13mm hose



Art.no:	Description	Length m
17.807.112	Textile hose set Liano Life	20
17.807.113	Textile hose set Liano Life	30

COMBI SYSTEM WATER HANDLE



High grade aluminium, light and stable. With optional water stop or adapter in handle. Protects against interruption of waterflow.



- Length 150cm
- 125°
- Adjustable water inlet and water stop

Art.no
17.807.135



- Length 160-265cm
- Adjustable water inlet and water stop

Art.no
17.807.136

COMBI SCRUB + SCRAPER



- Width: 30cm



Art.no
17.807.145

COMBI SWIVEL SCRUB



- Swivels to 70°, rotation 360°
- Width 30cm



Art.no
17.807.147

DECK BRUSH



- Flexible and light weight
- With control and closing valve



Art.no
17.807.150

SHAMPOO



- Advised for varnish and plastics
- Biodegradable



Art.no
17.807.160

new Twin brush

The Batavia Twin Brush, the latest cleaning innovation.



The Batavia Twin Brush, the latest cleaning innovation. The Twin Brush is a powerful 18V scrubber, which is perfect for cleaning boats, caravans, campers and more. What makes the Twin Brush special, are the patented counter rotating brushes. This gives you more control over the scrubber, and you can clean surfaces faster, easier, and better. This patented feature also gives you the opportunity to choose between a fixed or a moveable brush head, between an angle of -15° and 90°. This, combined with a second handle and a strong and long aluminium steel, creates a better and more comfortable working position and enables intensive usage. For an even better cleaning performance, you can add a water hose to the Twin Brush. This water hose connection provides a secured auto-water feed, which sprays the water within the brush. This creates the best possible cleaning results. The Twin Brush also has a IPX7 rating, thanks to the waterproof design and the battery cover. This way you can even use Twin Brush underwater.

Specifications:

- Product weight without accessories 3,1kg
- Sizes (L x W x H) 92,5cm x 21,5cm x 29cm
- Battery voltage 18V Li-Ion
- No load speed outer disk 200 rpm
- No load speed inner disk 400 rpm
- Classification IPX7
- Size outer disk 180 mm
- Size inner disk 90 mm
- Brush head angle adjustment (-) 15° and 90°



Art. nr. Description

33.322.201	Twin Brush brush incl. blue brush (no battery and charger)
33.322.202	Twin Brush brush incl. blue, black & red brush (no battery and charger)
33.322.203	Twin Brush brush set incl. blue brush , 2Ah battery & 2.4Ah charger
33.322.204	Twin Brush brush set incl. blue brush , 4Ah battery & 4Ah charger

Twin brush brush accessories

Available spares and accessories for the twin brush.



Art. nr. Description

33.322.208	Twin Brush extension pole 80cm
------------	--------------------------------



Art. nr. Description

33.322.211	Twin Brush medium (blue)
------------	--------------------------



Art. nr. Description

33.322.210	Twin Brush soft (black)
------------	-------------------------



Art. nr. Description

33.322.212	Twin Brush stiff (red)
------------	------------------------

new Batteries and chargers



The Maxxpack batteries and chargers all work with the 18V platform on which up to 30 machines from Batavia can run. The batteries are available in three capacities. The charges are also available in different models, from standard to fast chargers but also a charger with a 12V power supply, handy on board of boats without 220V power or shore power options.

Batteries



Art. nr.	Description
33.322.215	Maxxpack 18V battery 2Ah
33.322.216	Maxxpack 18V battery 4Ah
33.322.217	Maxxpack 18V battery 5Ah

new Chargers



Art. nr.	Description
33.322.220	Maxxpack 18V charger 2.4Ah
33.322.221	Maxxpack 18V charger 2.2Ah (12V power supply)
33.322.222	Maxxpack 18V fast-charger 4Ah
33.322.223	Maxxpack 18V duo-charger 2 x 3.5Ah

new Water/bilge pump battery



This water pump is a unique battery powered water pump and a great way to move water without effort. It's the perfect machine for draining your boat. The pump is easy to connect to a garden hose. This pump is also very useful in combination with the Twin brush. Delivered including hose kit. The pump uses the 18V Maxxpack platform.

Specifications:

- Product weight without accessories 2.14kg
- Dimensions (L x W x H: 35cm x 14cm x 15cm)
- Battery voltage 18V Li-Ion (Maxxpack)
- Rated power 80 Watt
- Connector size G 3/4"
- Maximum water flow rate 1800 L/h
- Pipe diameter 16mm
- Maximum pump height: 17.5m
- Maximum immersion depth 2m
- Maximum particle size 0.5 mm
- Maximum water temperature 35°C

Art. nr.	Description
33.322.231	Water-/bilge pump (without battery and charger)



new Multi blower



In addition to blowing sawdust, dirt, leaves and grass, the battery multifunctional blower is also suitable as a volume pump for inflating and deflating inflatable products. This blower can therefore be used all year round; in the fall as a blower, in the winter as a snow blower, in the spring and summer as a compressor to inflate and vacuum air mattresses, swimming pools, and water toys. This blower saves space and money, and is a real asset to any boat!

Specifications:

- Product weight without battery 1.25kg
- Product dimensions (L x W x H) 29cm x 12cm x 14.5cm
- Battery voltage 18V Li-Ion (Maxxpack)
- Airflow 70m/s
- Suction power 5 kPa

Art. nr.	Description
33.322.232	Multi-blower 18V (without battery and charger)



new Handheld vacuum cleaner Maxxpack 

The cordless handheld vacuum cleaner has a powerful motor and superior suction power. The dust buster is ideal for multifunctional and quick cleaning. Imagine that you have dropped something in the boat, with the handheld vacuum cleaner you quickly suck up the mess again. Thanks to the battery, you clean the entire boat at a fast pace, without worrying about outlet locations. You also never have to push the annoying cable aside because it's in the way. The dust buster has a highly efficient, removable, and easy to clean filter, and is easy to empty. Supplied including: Extension wand, crevice nozzle, brush nozzle and floor nozzle.

Specifications:

- Product weight without battery 915g
- Product dimensions (L x W x H) 43cm x 13cm x 13cm
- Battery voltage 18V Li-Ion (Maxxpack)
- Suction power 4.1kPa
- Dust container capacity 0.5l

Art. nr.	Description
33.322.233	Handheld vacuum cleaner 18V (without battery and rger)

new Caulking gun Maxxpack



The cordless caulking gun ensures a perfect finish thanks to the constant automatic feed. The caulking gun works on a battery, which means that manual pumping is no longer necessary. The variable speed setting and variable speed switch allow you to fine-tune the material flow. In addition, you can always check your work with the LED work lighting. Thanks to the anti-drip function, you only kit where you want.

Specifications:

- Product weight without battery 1.95kg
- Product dimensions (L x W x H) 48.2cm x 27cm x 7.4cm
- Battery voltage 18V Li-Ion (Maxxpack)
- Extrusion speed max. 0.8 - 9.3 mm/s
- Extrusion force 2000 Nm
- Cartridge size max. 300ml



Art. nr.	Description
33.322.234	Caulking gun 18V (without battery and charger)

new Work Light LED Maxxpack



Thanks to the LED Work Light, you never have to work in the dark again. Whether you need a light in your boat, workshop, house, garage, or anywhere else, this 18V Battery Powered Work Light is all you need. The Work Floodlight can be used in four different brightness settings. You can use this light on 25%, 50%, 75%, and 100%. This way, you use a less bright setting when it is not completely dark yet, and provide yourself a longer runtime on one battery load. When it is completely dark, you can use the LED Work Light on 100% and work in a well-lit environment. The head of this work light can be horizontal and vertical rotated, which provides extra flexibility. This Cordless Portable Work Light has a clamp. Thanks to this clamp, you can attach the work light to a surface, which prevents the light from moving or falling.

How many lumens do you need for a Cordless Portable Work Light?

A normal LED Work Light contains between 100 and 5,000 lumens. This is a wide range of lumens, but there is no amount, which suits all locations, projects, or working environments. The larger the room you are working in or how further the light is away from your working area, how more lumens you need to lit up the environment. The Batavia LED Work Light has four different brightness settings. This allows you to adjust the brightness, to the environment you are working in.

Specifications:

- Product weight 1.1kg
- Product dimensions 15cm x 23.1cm x 18.4cm
- Battery voltage 18 V Li-Ion (Maxxpack)
- 70 pcs SMD LED 6500k
- IP Rating IP54
- IK Rating IK07
- Powe: 15W
- Luminance adjustment: 4 settings: 25%/50%/75%/100%
- With rotatable lamp
- Including clamp

Runtime 2.0Ah battery:

25% - 10 hours, 50% - 5 hours, 75% - 3.5 hours, 100% - 2.5 hours

Runtime 4.0Ah battery:

25% - 20 hours, 50% - 10 hours, 75% - 7 hours, 100% - 5 hours

Runtime 5.0Ah battery:2

5% - 25 hours, 50% - 12.5 hours, 75% - 8.5 hours, 100% - 6.5 hours



Art. nr.	Description
33.322.235	Work Light 18V LED (without battery and charger)

new Work Light LED hybrid 360° Maxxpack



The Batavia 360° Work Light is perfect and approved for DIY and professional use. It is a unique Hybrid LED Work Light, which can be mains powered or with an 18V Maxxpack battery. Besides that, this work light illuminates an entire room in an angle of 360°. That makes the Open Area Work Light perfect for jobs inside or around your house, but also for professional jobs, on a construction site, as an emergency light during a power outage, on a campsite, and more. This Column Work Light is mounted on a tripod, which provides extra stability. The brightness of the hybrid LED work light can be adjusted in four different settings. Thanks to the IP54 rating, this work light is suitable for inside and outside use.

How many lumens do you need for a Work Light?

The lumens you need to light your working area or room, depends on your location, project, or working environment. Most Work lights contain between 100 and 5,000 lumens. However, the larger the room, the more lumens you need to lit up your environment. The 360° Work Light has a maximum of, 4300 lumens. This depends on whether you use this Hybrid Work Light on 230 volts or an 18V Maxxpack battery. With this Column Work Light, you can light up the largest parts of your working environment. If you work in a smaller room, you can adjust the luminance in four different settings.

Specifications:

- Product Weight 3.48kg
- Product dimensions 73.8cm x 22.4cm x 16.8cm
- Voltage 18V Li-Ion + 230V
- 216 pcs SMD LED 6500k
- IP Rating lamp IP54
- IK Rating lamp IK07
- DC power (18V) 25W
- DC mode lumen (18V) 2700 lumen
- DC mode working time (2.0Ah) 2.9 hours - 100%
- DC mode luminance adjustment 4 settings
- AC mode power (230V) 45W
- AC mode lumen (230V) 4300 lumen
- Cable length 230V 2m

Runtime 2.0Ah battery:

25% : 6 hours, 50% : 3 hours, 75% : 2 hours, 100% : 1.5 hours

Runtime 4.0Ah battery:

25% : 12 hours, 50% : 6 hours, 75% : 4 hours, 100% : 3 hours

Runtime 5.0Ah battery:

25% : 15 hours, 50% : 7.5 hours, 75% : 5 hours, 100% : 3.5 hours



Art. nr.	Description
33.322.236	Work Light LED hybrid 360° 18V/230V (without battery and charger)

new USB adapter & flashlight Maxxpack



With the USB charger adapter and flashlight, you can easily turn your 18V Maxxpack battery into a portable power source. This makes it the perfect power bank for charging small electronic devices, like your phone or tablet, everywhere! It is even possible to charge two devices at the same time!

The USB charger adapter is also a multifunctional adapter. You can use it for charging USB devices and as a bright flashlight. Best of all, you can even use this adapter with all Maxxpack batteries. So whether you have a 2Ah, 4Ah or a 5Ah battery, this product is the perfect accessory for it!



Specifications:

- Battery voltage 18V Lilon
- USB output 5V / 2.4Ah
- USB ports 2
- LED power 2W
- With belt clip

Art. nr.	Description
33322237	18V USB charger + flashlight (without battery and charger)

new Telescopic ladder Giraffe Air



The telescopic ladder is compact and handy in size, but reaches meters high. Thanks to the telescopic mechanism, you can easily extend the steps to the height you want. The big advantage of such a ladder is that it fits everywhere when you take it with you. In the back of the trunk for example, because retracted even the longest ladder is less than 1 meter high.

Advantages:

- Light, compact, aluminium construction
- For indoor and outdoor use
- Safe soft close technology & antislip



Art. nr.	33.322.251	33.322.252	33.322.253
Specification/ type	2,63m	3,27m	3,81m
Sports number	8 (9)	10 (11)	12 (13)
Length closed	0,73m	0,83m	0,91m
Length open	2,63m	3,27m	3,81m
Range	3,4m	4,02m	4,60m
Width (with stabilisation)	46cm	83,5cm (with bar)	88cm (with bar)
Permissible load	150kg	150kg	150kg
Weight	8kg	11,28kg	15,3kg
Approvals / certificates	EN131, TÜV	EN131, TÜV	EN131, TÜV

Telescopic ladder Giraffe Air Professional



The professional telescopic ladder continues on the path taken by our Giraffe Air telescopic ladders, but then just a step higher. We have added a number of features that are also perfect if you often use the ladders as a professional. As a doityourselfer you can of course also take advantage of these new extras.

Advantages:

- For professional use
- For indoor and outdoor use
- Safe soft close technology & antislip
- Unique angle indicator (AI), for safe use between 65° and 75° degrees
- Light, compact, aluminium construction
- Protective rubber caps for increased grip and surface protection when placed against a wall
- Extra wide steps for more safety and comfort
- Stabilizer bar for more safety and balance
- Ladder standing height indication (engraved) per step



Art. nr.	33.322.256	33.322.257
Specification/ type	3,27m	3,81m
Sports number	10 (11)	12 (13)
Length closed	0,83m	0,91m
Length open	3,27m	3,81m
Range	4,00m	4,60m
Width (with stabilisation)	83,5cm (with bar)	88cm 83,5cm (with bar)
Permissible load	150kg	150kg
Weight	11,8kg	15,3kg
Approvals / certificates	EN131, TÜV	EN131, TÜV



11 BUCKET/MOIST REMOVERS

ABSODRY

With the new dehumidifier Absodry® makes everything dry!
Eliminates condensation, moisture and musty smell. Others, such as the spread of mould and allergens, allergies are effectively minimized.
Absodry® Dehumidifiers works from about 50% relative humidity.



Art.no	Description	Pcs
45.554.207	Moist remover Big compact 1000g	1
45.554.306	Refill for box 1kg for type 207	6

ABSODRY



Art.no	Description	Pcs
45.554.010	Moist remover mini compact 450g	1
45.554.305	Refill 450g 12 x 1	
45.554.311	Refill 3 x 450g Perfume free	8 x 3
45.554.312	Refill 3 x 450g Fresh	8 x 3

HARD PLASTIC GLUE



Glue for PVC, ABS and acrylic glass. To be used for: hard PVC (tubes, pipes, gutters, plates) ABS, acrylic glass, polycarbonate. For repairs on caps, house-hold equipment, lights of cars, control panels and plastics.



Art.no	Content ml	Pcs
45.551.180	25	1

COMBI POWER



Multipurpose double-component poly-urethane glue. Applications: great for connections that are exposed to extreme conditions like heavy loading, cold, heat, (sea)water, as well as materials that are difficult to glue together. Glues metal, iron, stainless steel, aluminium, zinc, concrete, marble, ceramic wall and floor tiles, all woods, glass, rubber, and many synthetic materials. Not suitable for gluing polyethylene, polypropylene, polytetrafluoroethylene (trading name: Teflon), or silicones.



Art.no	Content ml	Pcs
45.551.050	65	1

SUPERGLUE GEL



Glue that hardens extremely fast and cures under the influence of atmospheric humidity. Applications: rubber, metals, porcelain, pottery, wood, ceramics, and many synthetic materials like PVC (polyvinyl chloride), bakelite, and polyester.



Art.no	Content gr	Pcs
45.551.110	3	1

KIT



Multipurpose contact gluing paste on the basis of synthetic rubber and resins, and solvents. Applications: plastic, lining plate (trading names: Formica, Perstorp, Duropal, Resopal, etc.), hardboard, veneer, rubber and plastic rims, rubber, foam rubber, leather, linoleum, felt, and cork, on wood, chipboard, concrete, stone and metals.



Art.no	Content ml	Pcs
45.551.011	50	6

CONSTRUCTION TIX



Thixotropic transparent single-component polyurethane glue, that cures under the influence of atmospheric or material humidity. Applications: practically all woods, concrete, cellular/aerated concrete, expanded polystyrene, glass wool, Formica, and metals, on all porous surfaces.



Art.no	Content ml	Pcs
45.551.021	6	12

COMBI QUICK



Double-component glue composed of epoxy resins with an extremely short curing time. Use Bison Combi-Kit for larger surfaces. Applications: metals, pottery, wood, glass, porcelain, crystal, pearls, ivory, precious stones, as well as various synthetic materials like polyester, bake-lite, and Formica.

Art.no	Content ml	Pcs
45.551.061	24	6

LOCK BOND



Liquid locking agent. Securing of metal bolts, nuts, and screws, tap screws and stud bolts that later have to be loosened again. Not suitable for synthetic materials.

Art.no	Content ml	Pcs
45.551.220	6	12

new KOMBI STICK



Two-components putty. Applications: repairs in the house, car, boat, and caravan, like leaking water pipes, radiators (switch off circulation pump), water and fuel tanks, cracks and broken off parts of many hard materials like metals, stone, concrete, wood, glass, ceramics, porcelain, and thermo-setting synthetic materials. Locking of bolts and screws in stone and metal. Not suitable for polyethylene, rubber, and polytetrafluoroethylene (trading name: Teflon).

Art.nr.	Content ml	Pcs
45.551.205	4 x 5	1

CAR TAPE



Foam tape adhesive on both sides. Applications: bonding quickly, easily, and firmly hard-wearing connections in and around the house, car, boat, caravan, like name name-plates, traffic signs, danger boards, and thermometers. Adheres to all flat, smooth surfaces, like painted objects, metal, wood, synthetic materials, glass, ceramic tiles, Formica, and hardboard. Not suitable for rough, irregular, or powdery surfaces (bricks, plaster, limestone walls), oiled woods, vinyl wall covering, or heavy objects that stick out far.

Art.no	Dimensions	Pcs
45.551.210	1,5m x 19mm	1

MOUNTING GLUE



Multipurpose glueing paste composed of polychloroprene rubber, artificial resins and solvents. Applications: wooden rails, battens, and laths, wall covering boards, and panels (wood, chipboard, many synthetic boards, standard hard board, cork tiles), skirting boards, floor boards, and wooden, metal and polyester thresholds, hooks and pegs, covering lids, name- plates, plastic letters, plastic trays, ornamental frames, wall sockets, on any surface. Bison Mounting Glue is not suitable for gluing expanded polysterene foam.

Art.no	Content gr	Pcs
45.551.091	125	6

PTFE TAPE



For water hose connections.



Art.no	Dimensions	Pcs
45.551.215	12m x 12mm x 0,08mm	10

REPAIR ADVICE



Art. nr.	Type	Wood	Polyester	Epoxy	Steel/Iron	ABS	PE	Surface	Strength	Connection	Isolation
45.729.00*	Talamex Polyester filler	XXX	XXXX	XXXX	XXXX	no	no	XXXX	X	X	
45.729.010	Talamex glasfiber filler	XXXX	XXXX	XXX	XXXX	no	no	XX	XXX	XXX	
45.729.015	Talamex Epoxy filler	XXXX	XXXX	XXXX	XXXX	XXX	no	XXXX	XXX	XX	
45.729.100	Talamex Polyester repair set	XXX	XXXX	XX	XXXX	no	no	X	XXX	XXXX	
45.729.110	Talamex Epoxy repair set	XXXX	XXXX	XXXX	XXXX	XXX	no	XX	XXXX	XXXX	
45.729.200	Talamex PU foam										XXXX

XXXX= outstanding XXX=very good XX= good X=moderate

POLYESTER FILLER



Two component filler with high adhesive action on polyester, metals, wood and stone. No shrink or cracking when curing, possible to apply thick layers. To be used above the waterline.



Art.no	Content gr	Colour
45.729.001	200	grey
45.729.005	200	white

POLYESTER GLASS FIBRE FILLER



Two component filler with glass fibre for major repairs and on places where the filler takes forces. Suitable for polyester, metals, wood. To be used above the waterline.



Art.no	Content gr
45.729.010	150

EPOXY FILLER



Durable two component filler with good adhesive action on all materials except polyethylene. 400g (180g filler and 220g hardener).

Hardening

- at 20°C: 24 hrs
- at 10°C: 48 hrs



Art.no	Content gr
45.729.015	400

POLYESTER REPAIR SET



Set of 250g synthetic resin, 20ml MEKhardener, and 0,5 m² glass fibre for small repairs.



Art.no
45.729.100

GLASS-FIBRE



Content: 0,5m² (200g/m²) glassfibre for repairs with epoxy or polyester resin.



Art.no
45.729.105

EPOXY SET



Set for epoxy repairs. Contents: synthetic resin and hardener.

- Component A 225g
- Component B 75g



Art.no	Content gr
45.729.110	300

11 GLUE/ADHESIVE SEALANT/REPAIRS

PU FOAM



Watertight polyurethane foam. 96% closed cells, two components, for various repairs. Content: 200cc (3l) foam.

Art.no	Content cc
45.729.200	200

TOPCOAT



For repairs to gelcoat. Suitable for making small repairs to the polyester gelcoat of ships such as scratches, scrapes, hairline cracks and air bubbles. Can be brought to colour with Topcoat pigment.

Art.no	Content gr
45.729.201	100

TOPCOAT PIGMENT



Pigment to be added to Topcoat, in order to bring this to colour. Content 20ml.



Art.no	Colour	Ral no
45.729.203	white	-



Art.no	Colour	Ral no
45.729.206	pure white	9010



Art.no	Colour	Ral no
45.729.202	black	-



Art.no	Colour	Ral no
45.729.204	flame red	3000



Art.no	Colour	Ral no
45.729.207	cream	9001



Art.no	Colour	Ral no
45.729.210	sky blue	5015



Art.no	Colour	Ral no
45.729.205	cobalt blue	5013



Art.no	Colour	Ral no
45.729.208	grey white	9002



Art.no	Colour	Ral no
45.729.211	gentian blue	5010

EPOXY COMBI SYRINGE



A quick drying epoxy adhesive in convenient combi syringe that provides the optimal mixture ratio. Suitable for bonding of: wood, polyester, leather, hard rubber and metal. Approx. 5 minutes processing time at a temperature of approx. 20°C.

Art.no	Content ml
45.729.216	22

EPOXY KNEAD PASTA



Two components knead pasta for making "steel strong" repairs. Ideal for (emergency) repairs both above and below the waterline by the fast curing and the excellent adhesion on almost all surfaces. Use from 0°C. After curing, resistant to temperatures up to 100°C. Does not stick to the fingers.

Art.no	Content gr
45.729.217	200



SIKA
MARINE



THE
PROFESSIONAL'S
CHOICE

Sikaflex[®]-591 ROBUST, VERSATILE AND SUSTAINABLE

The marine multipurpose sealant **Sikaflex[®]-591** convinces with its excellent resistance against the harsh maritime weathering conditions and is suitable for a wide range of applications. It can be easily painted over with the usual marine paint systems and is characterized by its long colour stability. Furthermore **Sikaflex[®]-591** exceeds common environmental and safety standards and sets a new benchmark from an ecological point of view.

- Long-term durability and mold-resistant
- Ideal for indoor and outdoor applications
- Lowest emission on the marine market



SIKAFLEX® TECHNIQUE PRODUCTS



Elastic strength in yacht and shipbuilding

Sikaflex® products are high-grade single-component polyurethane based adhesives and sealing compounds. Absorbs atmospheric humidity which turns the plastic substance into an elastic one. Porous materials should not be exposed to temperatures above 25°C or to direct sunlight while applying the compound. The processing temperature ranges between 5 and 35°C.

Universal advantages of Sikaflex® products:

- single-component and simply to apply
- compensates dimensional variations and tolerances
- permanently elastic
- can be sanded
- filling
- excellent stability
- high solid content, little solvent
- not corrosive
- watertight, also underwater
- especially designed for the yacht and shipbuilding industry.

Sikaflex® Data	290 DC Pro Deck seams rubber	291i Sealant	292i Construction glue	295 UV Plastic window glue	298 FC Bedding Compound
Chemical basis	1K-polyurethane	1K-polyurethane	1K-polyurethane	1K-polyurethane	1K-polyurethane
Fortitude	light plastic	good	very good	good	self leveling
Skin forming time 23°C/50% rlv.	appr. 75 min	appr. 60 min	appr. 40 min	appr. 60 min	appr. 60 min
Hardening time 23°C/50% rlv.	appr. 4mm/24 hours	appr. 4mm/24 hours	appr. 4mm/24 hours	appr. 4mm/24 hours	appr. 4mm/24 hours
Hardness Shore A at 23°C (DIN 53505)	appr. 40	appr. 40	appr. 55	appr. 35	appr. 30
Stretch till breaking (DIN 53504)	appr. 600%	appr. 500%	appr. 300%	appr. 500%	appr. 600%
Traction force (DIN 53504)	3 N/mm ²	1.8 N/mm ²	4 N/mm ²	1.1 N/mm ²	1.2 N/mm ²
Processing temperature	+5°C to +35°C	+10°C to +40°C	+10°C to +35°C	+10°C to +35°C	+10°C to +35°C
Application temperature	-40°C to +90°C	-40°C to +90°C	-40°C to +90°C	-40°C to +90°C	-40°C to +90°C
Suited for	merging deck seams	closing, merging, isolating, glueing of deck parts	constructional glueing	glueing of plastic windows	bedding compound
Consumption	300ml for 10m, seam size 5 x 5mm	300ml for 10m, seam size 5 x 5mm, 600-1000ml/m ² at solid area glueing	300ml for 12m, seam size 10 x 5mm	300ml for 10m, seam size 10 x 6mm	trowel 1-2mm, depending on surface 600-2.000ml/m ²
Packaging and colour	pattern 300ml black Unipack 600ml black	pattern 300ml black, white, brown, grey Unipack 70ml black, white	pattern 300ml white Unipack 400ml	pattern 300ml black, white	Unipack 600ml black

SIKAFLEX® 290 DC PRO



Joint filling compound for teak decks. UV resistant
IMO certified



Art.no	Description	Content ml	Colour	language label
45.550.019	Cartridge	300	black	NL/DE
45.550.115	Cartridge	300	black	ENG
45.550.021	Sausage	600	black	NL/DE
45.550.116	Sausage	600	black	ENG

SIKAFLEX® 291i



A compound for sealing around and under deck hardware like cleats, bollards, stanchions, and winches. Bonding of anti-slip deck covering. Sealing of sanitary ware, pipe and cable bores, ornamental edges, bumpers, and deck hardware. Bonding and sealing of deck and hull, as well as window frames and portholes.



Art.no	Description	Content ml	Colour	language label
45.550.083	Tube	70	black	NL/DE
45.550.137	Tube	70	black	ENG
45.550.084	Tube	70	white	NL/DE
45.550.136	Tube	70	white	ENG
45.550.045	Cartridge	300	black	NL/DE
45.550.135	Cartridge	300	black	ENG
45.550.043	Cartridge	300	white	NL/DE
45.550.134	Cartridge	300	white	ENG
45.550.044	Cartridge	300	brown	NL/DE
45.550.046	Cartridge	300	grey	NL/DE

new SIKALASTOMER® 710



SikaLastomer® 710 is a pasty, solvent containing 1 component butyl sealant with good stability. It is particularly suitable for plastic sealing with possible disassembly in the future. It adheres well to almost any technical substrate with minimal surface preparation. Cures without adding heat. Easy to apply. Good resistance to aging.



Art.no	Description	Content ml	Colour
45.550.037	Cartridge	310	black

new SIKAFLEX® 296



Sikaflex® 296 is a window adhesive for glass windows in the shipbuilding industry. It is a high quality elastic 1 component polyurethane with excellent gapfilling properties, which cures when exposed to air humidity. It is suitable for almost all types of mineral glazing applications in shipbuilding. IOM certified.



Art.no	Description	Content ml	Colour
45.550.036	Sausage	600	black

SIKAFLEX® 292i



Elastic construction adhesive for gluing of a.o. metalwork, bulkheads and deck-hull connection.

- IMO certified



Art.no	Description	Content ml	Colour	language label
45550050	Cartridge	300	white	NL/DE
45550140	Cartridge	30	white	ENG

SIKAFLEX® 295 UV



Durable elastic sealant, suitable for gluing plastic panes in the hunting and shipbuilding industry and other indoor and outdoor applications.

- IMO Certified

For professional use only.



Art.no	Description	Content ml	Colour	language label
45550052	Cartridge	300	black	NL/DE
45550110	Cartridge	300	black	ENG
45550053	Cartridge	300	white	NL/DE

SIKAFLEX® 298 FC



An adhesive for bonding horizontal areas such as in deck laying: laths, boards, woods, and synthetic deck coverings.

- IMO certified

For professional use only.



Art.no	Description	Content ml	Colour	language label
45.550.051	Sausage	600	black	NL/DE
45.550.124	Sausage	600	black	ENG

new SIKAFLEX® 522



Sikaflex® 522 is a lowemission 1 component silane terminated polymer (STP) sealant/adhesive. High resistance to weathering and fungal. UV resistant. It adheres well to a wide range of substrates with minimal pretreatment such as wood, glass, metals, metal primers and paint coatings (2component systems), ceramic materials and plastics. For indoor and outdoor applications.

Art.no	Description	Content ml	Colour
45.550.072	Cartridge	300	grey
45.550.073	Cartridge	300	black
45.550.074	Cartridge	300	white

SIKAFLEX® 260 N



Durable elastic 1-component Polyurethane power glue.
For professional use only.

Art.no	Description	Content ml	Colour	language label
45.550.090	Cartridge	300	black	NL/DE
45.550.133	Cartridge	300	black	ENG

SIKAFLEX® 591



Sikaflex® 591 is a multifunctional hybrid sealant with excellent resistance against the harsh maritime weathering conditions.

- Bonds well to substrates commonly used in the marine industry.
- Ideal for interior and exterior applications.
- Suitable for elastic joints and vibration resistant seals.
- Over-paintable with most conventional marine painting systems.
- International Maritime Organization (IMO) certificated.

Art.no	Description	Content ml	Colour
45.550.056	Cartridge	300	black
45.550.057	Cartridge	300	white

SIKAFLEX® PRIMERS AND CLEANERS



In order to seal and bond properly all surfaces have to be removed from dust, dirt, and grease. For removing grease Sika has designed a special cleaner. Besides, for proper bonding you will sometimes need to apply a primer. The material determines which primer exactly to apply. These products are only suitable for use by experienced professionals. Always test in advance the common surfaces and under the local conditions to determine the compatibility of the glue and the material. Consult the Sika Marine pretreatment table and the product-information-sheets. Ask our sales department.

SIKA® AKTIVATOR 100



Description

Sika® Aktivator-100 is a solvent-based colourless adhesion promoter, which reacts with moisture and deposits active groups on the substrate. These groups act as a link between substrates and primers or sealants/adhesives. Sika® Aktivator-100 is specifically formulated for the treatment of bond faces prior to application of Sika's 1-component Polyurethanes.

For professional use only.

Art.no	Content ml	language label
45.550.020	30	NL
45.550.077	30	DE

SIKA® AKTIVATOR 205

Description

Sika® Aktivator-205 is a solvent-based colourless clear adhesion promoter, which reacts with moisture and deposits active groups on the substrate.

Areas of Application

Sika® Aktivator-205 is used to improve adhesion on non-porous substrates such as metals, plastics, ceramic screen prints and painted surfaces.



For professional use only.

Art.no	Content ml	language label
45.550.022	30	NL
45.550.023	250	NL
45.550.033	1000	NL
45.550.078	250	DE
45.550.079	1000	DE
45.550.128	250	ENG
45.550.129	1000	ENG

SIKA® PRIMER 206 G+P

Description

Sika® Primer-206 G+P is a solvent-based black primer, which reacts with moisture and forms a thin layer. This layer acts as a link between substrates and adhesives.

Areas of Application

Sika® Primer-206 G+P is used to improve adhesion on substrates such as float glass, ceramic-coated glass, pre-coatings, painted surfaces and some plastics and metals.



For professional use only.

Art.no	Content ml	language label
45.550.068	30	NL
45.550.065	250	NL
45.550.066	1000	NL
45.550.088	30	DE
45.550.086	250	DE
45.550.087	1000	DE
45.550.120	30	ENG
45.550.121	250	ENG
45.550.122	1000	ENG

SIKA® PRIMER 209 N

Description

Sika® Primer-209 N is a black pigmented liquid of low viscosity which dries by reaction with atmospheric moisture.

Areas of Application

It is used to prime painted surfaces and plastic substrates prior to bonding with Sikaflex® products.



For professional use only.

Art.no	Content ml	language label
45.550.061	30	NL
45.550.062	250	NL
45.550.089	250	DE
45.550.131	250	ENG

SIKA® PRIMER 209 D

Description

Sika® Primer 209 D is a black, moisture-curing low viscous primer specifically formulated for the treatment of painted surfaces or plastics prior to application of Sikaflex® PUR adhesives.

Areas of Application

Sika® Primer-209 D is used to improve adhesion on the following substrates:

- Acrylics, alkyds / melamine, powder coatings, baking varnishes
- Polymethylmethacrylate (PMMA), polycarbonate (PC), polystyrene (PS), glass fibre reinforced polyester (PES-GRP), glass fibre reinforced epoxy resins (EP-GRP), ABS, PVC, etc



For professional use only.

Art.no	Content ml	language label
45.550.063	250	NL
45.550.091	250	DE

SIKA® PRIMER 210



Areas of Application

Sika® Primer-210 is used to improve adhesion on many metals such as aluminum, steel and non-ferrous metals. The primer might also be used to enhance the adhesion of Sikasil® sealants and adhesives.

For professional use only.

Art.no	Content ml	language label
45.550.064	250	NL
45.550.085	250	DE
45.550.132	250	ENG

SIKA PRIMER 290 DC



Description

Sika® Primer 290 DC is a trans-parent, pale yellow, low viscosity liquid that cures by reaction with atmospheric moisture. It is used to prime timber decking strips prior to caulking with Sikaflex® 290 DC or bonding with Sikaflex® 298.

Areas of Application

Sika® Primer 290 DC is formulated for use on the following substrates:

- Teak
- Mahogany
- Oregon pine
- Cork
- Iroko
- Accoya
- GRP based on polyester

For professional use only.

Art.no	Content ml	language label
45.550.018	30	NL
45.550.017	250	NL
45.550.016	1000	NL
45.550.076	250	DE
45.550.075	1000	DE
45.550.125	250	ENG

SIKA® MULTIPRIMER MARINE



Description

Sika® MultiPrimer Marine is a solvent-based colourless to slightly yellow primer, which reacts with moisture and forms a thin layer. This layer acts as a link between substrates and adhesives. Sika® MultiPrimer Marine is specifically formulated for the treatment of bond faces prior to application of Sika's 1-component Polyurethanes.

Areas of Application

Sika® MultiPrimer Marine is used to improve adhesion on many metals such as aluminium, steel, galvanized steel, non-ferrous metal and on wood such as teak, mahogany, Oregon pine and cork.

For professional use only.

Art.no	Content ml	language label
45.550.069	250	NL
45.550.070	250	DE

SIKA® REMOVER 208



Description

Sika® Remover 208 is a solvent-based colourless clear cleaning agent for painted substrates. It is also used to remove traces of Sikaflex® products. Sika® Remover 208 is used to pre-clean strongly contaminated non-porous substrates.

Areas of Application

Sika® Remover 208 can be used to clean painted surfaces prior to bonding. Sika® Remover 208 can also be used to remove uncured excess of Sikaflex® adhesive or sealant from application tools or soiled surfaces.

For professional use only.

Art.no	Content ml	language label
45.550.034	1000	NL
45.550.080	1000	DE
45.550.130	1000	ENG

SIKA® TEAK C + B

High quality cleaning and refresher tool for teak decks. Sika® Teak C + B is completely biodegradable (EC648/2004) and is in line with REACH. The detergent is suitable for cleaning and freshening up of teak decks. Sika® Teak C + B can be used either undiluted as diluted (2:1), depending on the degree of pollution of the teak deck.



Art.no	Content ml
45.550.029	500

SIKA® TEAK OIL NEUTRAL

Protective oil for teak decks based on vegetable oils. The Sika® Teak Oil Neutral also offers a good protection against UV radiation. Sika® Teak Oil Neutral can be used to protect teak decks of sailing and motor yachts. It protects the wood, makes it durable and gives it its natural look back. Sika® Teak Oil Neutral provides long-term protection against sea water, fresh water and all other climatic aspects. The combination of high-quality vegetable oils and different viscosities allow the oil to penetrate well into the wood. Thanks to the added desiccants, the product quickly dries.



Art.no	Content ml
45.550.030	500

SIKA® SMOOTHENER N

Description

Sika® Smoothener N is a water-based, solvent-free tenside solution to the afdadden of Sikaflex® sealants in joints. Ready-to-use alternative to SOAP solutions, which sometimes can solve substances from the kit and so visible on the add edges.

Application Areas

Sika® Smoothener N is a tool for smoothening all fresh Sikaflex® surfaces.



Art.no	Content ml
45.550.040	1000

SIKA® BOND BREAKER TAPE

Used to prevent Sikaflex® sealant from sticking to the bottom of the groove between deck planks. Dim per roll 66m x 4mm



Art.no	Description
45.550.155	Bond breaker tape

SIKA® VINYLTAPE APPLICATOR

Tape roller for 4mm tape on decks



Art.no	Description
45.550.222	vinyltape applicator

SIKA® UV-SHIELDING TAPE

Tape to avoid UV radiation on the adhesive surface for glass and plastic ship panes

- Set of 10m x 25mm (incl. curved edges)
- Colour black



Art.no	Description
45.550.223	UVshielding tape

SIKAFLEX® BOY

Set of profiles with different edges to finish sika products seals. Can be used together with the Sika finishing spray.



Art.no	Description
45.550.221	Blister with different profiles.

SIKA® NOZZLE

Seperate nozzels for Sikaflex®.



Art.no	Package pcs
45.550.100	12

DISPENSING GUN AVON 400 + 600



- AVON 400 suitable for 300 and 310ml tubes + Unipacks 400ml
- AVON 600 suitable for 300 and 310ml tubes + Unipacks 600ml

Art.no	Description
45.550.001	Avon 400
45.550.003	Avon 600

CAULKING GUN 310



Metal coated caulking gun suitable for 310ml tubes.

Art.no
45.550.009

new CAULKING GUN 310



Art.no.	Description
33322234	Caulking gun 18V (without battery and charger)

CAULKING GUN PROFESSIONAL 600



Caulking gun suitable for 400 or 600 ml sausages and 310ml tubes. Aluminum tube 375 mm. Power ratio of 12:1. Swivel trade.

Art.no
45.550.011

CAULKING GUN PROFESSIONAL 300



Heavy duty construction, suitable for 310ml tubes. This caulking gun gives you maximum control during the job. A power ratio of 26:1 guarantees working without a great effort. Swivel lever.

Art.no
45.550.010



www.talamex.com



Roller foam

- Roller foam
- Suitable for turpentine (alkyd) lacquers
- Length 10cm
- Packed per pair



Art. nr.

35.450.001
35.450.002

Type

1 side rounded
2 sides rounded



Roller microfibre 14mm

- Fur roll microfibre
- Suitable for polyester, epoxy and 2-component paints
- Thick fur 14mm for extra paint absorption
- Length 10cm
- Packed per pair

Art. nr.

35.450.003



Roller microfibre 6mm

- Fur roll microfibre
- Suitable for polyester, epoxy and 2-component paints
- Thin fur 6mm for extra smooth result
- Length 10cm
- Packed per pair

Art. nr.

35.450.004



Roller velours

- Velours roller
- Suitable for lacquering, varnishing and pickling
- Length 10cm
- Packed per pair

Art. nr.

35.450.005



Roller bracket

- Suitable for 10cm paint roller
- Axle diameter Ø 6mm



Art. nr.

35.450.010
35.450.011

Type

standard
long

Length cm

28
40



Paint tray medium

- 24 x 32cm
- Suitable for 10cm paint rolls



Art. nr.

35.450.015
35.450.016

Description

Paint tray medium
Inner tray medium for article number 35.450.015, 5 pcs



Paint tray large

- 15 x 29cm
- Suitable for 10cm paint rolls



Art. nr.

35.450.017
35.450.018

Description

Paint tray large
Inner tray large for article number 35.450.017, 5 pcs



Disposable round brush

- Allround brush suitable for many paint and glue jobs
- Blue plastic stem with white pure hair

Art. nr.

35.450.025
35.450.026
35.450.027
35.450.028
35.450.029

Size

8
10
12
14
16



Economy round brush

- Brush suitable for turpentinebased paints (synthetic paints)
- Preformed lacquered wooden stem with galvanized canister and black pure hair

Art. nr.

35.450.031
35.450.032
35.450.033
35.450.034
35.450.035

Size

8
10
12
14
16



Classic round brush

- Brush suitable for turpentinebased paints (synthetic paints)
- Preformed lacquered wooden stem with galvanized canister and black pure hair
- Equipped with rope toss for smooth processing

Art. nr.

35.450.036
35.450.037
35.450.038
35.450.039
35.450.040

Size

8
10
12
14
16



Cover film

- Thin transparent
- 4 x 5m = 20m²
- Protects against paint splashes and dust

Art. nr.

35.450.095



Cover film extra strong

- Thick transparent
- 4 x 4m = 16m²
- Ideal for covering floors
- Protects against paint splashes and dust

Art. nr.

35.450.096



Disposable flat brush

- Allround brush suitable for many paint and glue jobs
- Blue plastic stem galvanized canister with white pure hair

Art. nr.	Size
35.450.050	30
35.450.051	40
35.450.052	50
35.450.053	60
35.450.054	70



Economy flat brush

- Brush suitable for paints on oil / stain & turpentine base (synthetic paints)
- Lacquered wooden stem with galvanized canister and black pure hair

Art. nr.	Size
35.450.055	25 (1")
35.450.056	40 (1.5")
35.450.057	50 (2")
35.450.058	60 (2.5")
35.450.059	75 (3")



Sanding block

- Suitable for all kinds of surfaces to be sanded
- Dimensions 10 x 7 x 2,5cm


Art. nr.	Granulation
35.450.070	fine/medium
35.450.071	medium/rough



Sand paper

- Freecut with a special binding for a long service life
- Processing of paints, lacquers and puttys
- Dimensions 23 x 28cm
- 5 sheets per package

Art. nr.	Granulation
35.450.075	fine
35.450.076	medium
35.450.077	rough



Sanpaper waterproof

- Waterproof for both dry and wet sanding
- Highquality and flexible
- Dimensions 23 x 28cm
- 5 sheets per package

Art. nr.	Granulation
35.450.080	fine
35.450.081	medium
35.450.082	rough



Putty knife

- Putty knife with wooden handle
- For filling bumps

Art. nr.	Width cm
35.450.085	4
35.450.086	6
35.450.087	8



Glass scraper

- Scraper for cleaning hard surfaces such as glass

Art. nr.
35.450.088



Masking tape

- Masking tape/ painter's tape for masking paintwork
- Length roll 50m

Art. nr.	Width mm
35.450.090	19
35.450.091	25



Masking tape superior UV

- Masking tape/ painter's tape for masking paintwork
- UVresistant
- For both indoor and outdoor use
- Suitable for stainless steel, aluminum and (welldried) lacquer surfaces
- Length roll 50m

Art. nr.	Width mm
35.450.092	25



Disposable overalls

- Provides protection against dirt, grease and dust
- Complete with zipper, hood arm and leg elastic
- Size XXL (One size fits all)

Art. nr.
35.450.100



Painter's glove PU-soft

- Smooth airpermeable glove for all kinds of (paint) jobs on board
- Good grip
- Packed per pair

Art. nr.	Size
35.450.105	M
35.450.106	L
35.450.107	XL
35.450.108	XXL



Respirator FFP1

- Mouth mask / dust mask with a valve
- For normal breathing and rapid moisture and heat dissipation
- Suitable for small jobs such as manual sanding and planing
- FFP1 (EN149:2001 + A1 2009)
- Packed per 3 pieces

Art. nr.
35.450.115

COELAN® COATING



For wood, metal and plastics. A product with great advantages compared to conventional paint systems.

- Absolutely UV and light resistant; tested and in use on ships on e.g. the Mediterranean Sea
- Highly elastic, but very wear-resistant and strong
- Does very well on swords, stairs, benches, decks and masts
- Covers cracks and weathered polyester well off
- "Breathable": Does not seal off the wood, Coelan is vapour permeable
- Easy to handle because of one component system, Moisture in the air ensures working life
- Can be processed all above 5°C. Coelan is on polyurethane base
- Extra anti-slip easy to apply
- Very long lifetime

PREPARATION OF COELAN PROCESSING:

1. Conditions for perfect adhesion is: a clean, dry and fat-free surface.
Please note: do NOT degrease with thinner etc.
2. Bare wood, dry sanding with 80 grit sandpaper.

3. Well, adhesive, paint and coatings can also with existing Coelan be evaluated: Dry sanding with 80 grit sandpaper (no primer needed), surface should be undamaged.
4. Coelan may only be processed above the waterline.

PRIMER TREATMENT:

1. Coelan has two types of primer: transparent (light yellow) and coloured (red coloured). This red pigmented primer is specially to mahogany and other light-sensitive types of wood to protect against discoloration.
2. One or two times (depending on the wood absorption) primer.

COATING APPLICATION:

1. In a number of layers to approximately 1 mm thick coating. For horizontal work: ± 5 thick layers. For vertical dilute $\pm 25\%$: \pm (work 7-8 layers. Caution: only use Coelan thinner.

PRIMER



For professional use only.



Art.no	Content ml
45.540.000	250 transparent (yellow coloured)
45.541.000	250 pigmented (red coloured)
45.540.001	1000 transparent (yellow colored)
45.541.001	1000 pigmented (red colored)

FLEXO ADHESIVE PRIMER



For flexible underground such as: fenders, inflatables, cushions etc.
For professional use only.



Art.no	Content ml
45.545.001	1000

HIGH-QUALITY POLYURETHANE SHIP COATING



For professional use only.

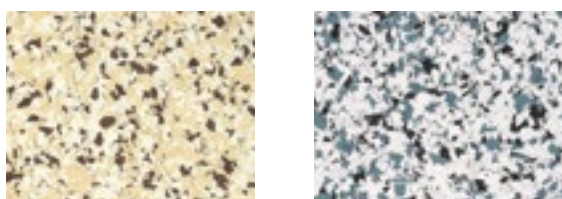


Art.no	Content ml
45.542.001	750 transparent glow
45.542.003	3000 transparent gloss
45.543.001	750 transparent silk

FARB CHIPS



Plastic closed cell flakes that one can mingle with Coelan marine coating. Ideal for finishing of floors or walls in wet areas. Packaging 5kg. For professional use only.



Art.no	Description	Colour	Content kg
45.556.025	Nr. 101	grey-blue	5
45.556.035	Nr. 104	beige-brown	5

ANTI-SLIP



Little glass pearls scattered in the wet Coelan® varnish. After drying apply one more layer varnish for a perfect finish and anti-slip. For professional use only.



Art.no	Content gr
45.544.000	300

EXTRA TUBES MIXING COLOURS



Use: 1 tube for 375ml and 2 tubes for 750ml as appliance to Coelan® transparent glossy coatings.

For professional use only.



Art.nr.	Kleur	RAL-Nr.	Inhoud
45.555.001	pearl white	1013	37ml
45.555.002	orange	2004	37ml
45.555.003	purple red	3000	37ml
45.555.008	silver grey	7001	37ml
45.555.010	mahogany	8016	37ml
45.555.011	black	9005	37ml
45.555.012	white	9010	37ml

THINNER



Special polyurethane thinner for Coelan® products, also for cleaning tools. For professional use only.



Art.no	Content ml
45.546.001	1000

11 HEMPEL (ONLY AVAILABLE IN THE NETHERLANDS)

BLANKE LAKKEN



Tips voor het schilderen en vernissen van hout:

- Houd rekening met de substraatconstructie
- Hout schuren met schuurpapier
- Hout reinigen door af te nemen met verdunner nr. 811

Met het gebruik van lak kunt u:

- Het hout beschermen tegen de elementen
- De natuurlijke schoonheid van het oppervlak verbeteren

CLASSIC VARNISH



Traditionele blanke 1-componentlak die van zeer hoogwaardige componenten wordt bereid, waaronder zware olie. Geschikt voor gebruik boven de waterlijn, zowel binnen als buiten. Excellent vloei-vermogen bij het opbrengen, een flexibele finish en duurzaam UVfilter waarborgen een oppervlak met een lange levensduur.

Niet gebruiken bij temperaturen < 5°C

Temp.	Aanraak-droog	Overschilderen (min/max)	Verdunner/gereedschap schoon	Uitstrijk-vermogen
10°C	12 uur	16 uur - 4 dagen	Thinner 811	17m ² /l
20°C	6 uur	8 uur - 2 dagen		



Art.nr.	Inhoud ml
35.500.001	750
35.500.002	1000

FAVOURITE VARNISH



Hempel's Favourite Varnish is een transparante urethaan-alkydlak. Dit is een hoogglanzende, gebruiksvriendelijke lak die zowel flexibel als duurzaam is. In hoge mate bestendig tegen zeewater, zonlicht en ongunstige weersomstandigheden. Zowel voor gebruik op nieuw hout als op eerder gelakt hout, aan de binnen- en aan de buitenkant, boven de waterlijn.

Temp.	Aanraak-droog	Overschilderen (min/max)	Verdunner/gereedschap schoon	Uitstrijk-vermogen
10°C	4 Std.	12 Std. - 4 Tage	Thinner 811	16m ² /l
20°C	4 Std.	6 Std. - 2 Tage		



Art.nr.	Inhoud ml
35.500.003	750
35.500.004	2500

DURA VARNISH



1-component-lak op urethaan-alkydbasis die uitstekend bestand is tegen alcohol en schoonmaakmiddelen. Ideaal voor oppervlakken boven de waterlijn, zowel binnen als buiten, die een duurzame en fraaie lak vereisen. Snel drogend; extreem hard en duurzaam oppervlak dat binnen enkele uren na het opbrengen belastbaar is.

Temp.	Aanraak-droog	Overschilderen (min/max)	Verdunner/gereedschap schoon	Uitstrijk-vermogen
10°C	4 - 6 uur	8 uur - 4 dagen	Thinner 811	16,8m ² /l
20°C	2 - 3 uur	4 uur - 2 dagen		



Art.nr.	Afwerking	Inhoud ml
35.500.005	Zijdeglans	750
35.500.006	Hoogglans	1000

WOOD IMPREG



Een doorzichtige alkyd-olie met goede indringingseigenschappen. Gebruikt om hout te verzadigen voor het aanbrengen van vernis of verfsystemen.

Een eerste laag voor houten bouten en hardhout, binnen en buiten, boven de waterlijn.

Temp.	Aanraak-droog	Overschilderen (min/max)	Verdunner/gereedschap schoon	Uitstrijk-vermogen
10°C	4 - 12 uur	16 uur - onbepikt	Thinner 811	3-6m ² /l
20°C	2 - 6 uur	8 uur - onbepikt		



Art.nr.	Inhoud ml
35.500.007	750
35.500.008	1000

BEHANDELING VAN TEAKHOUT



Tips voor het schilderen en vernissen van hout:

- Houd rekening met de substraatconstructie
- Hout schuren met schuurpapier
- Hout reinigen door af te nemen met verdunner nr. 811

Wanneer u gebruik maakt van teakbehandeling kunt u:

- Het hout reinigen en het uiterlijk van het hout verfrissen
- De kleur herstellen
- Het teak beschermen en onderhouden

TEAK CLEANER



Een poeder voor het reinigen van alle teakoppervlakken - bijzonder goed geschikt voor grote oppervlakken zoals dekken of grauw hout in het algemeen. Verwijdert vuil en weervlekken. Excellent middel voor het reinigen van oppervlakken voorafgaand aan toepassing van Teak Colour Restorer of Teak Oil.

Het oppervlak met leidingwater spoelen en een gelijkmatige laag Teak Cleaner opbrengen. 10-20 minuten laten inwerken en vervolgens met een stijve borstel dwars op de nerf reinigen, terwijl de massa nog nat is. Grondig met leidingwater afspoelen, voordat de massa uithardt.



Art.nr.	Inhoud ml
35.500.014	750

TEAK OIL



Teak Oil is een ongepigmenteerde, kleurloze teakolie met een goed penetrerend vermogen, die het hout beschermt en reiniging vergemakkelijkt. Het hout wordt resistenter tegen water en vuil. De structuur van het hout wordt geaccentueerd. Oppervlakken die veel worden gebruikt met Teak Colour Restorer overschilderen. Niet geschikt voor geverfde of gelakte oppervlakken.

Met een kwast of een schone doek een verzadigingslaag rechtstreeks opbrengen op het gereinigde nieuwe hout of op hout dat voorafgaand met olie of een houtbeschermingsmiddel is behandeld. Teak Oil in dat droge hout laten intrekken en de overtollige olie verwijderen.



Art.nr.	Inhoud ml
35.500.014	750

TEAK COLOUR RESTORER



Teak Colour Restorer is een gepigmenteerde teakolie met een goed penetrerend vermogen dat teakoppervlakken een goudbruine kleur en een gelijkmatig aanzien verschaft. Geschikt voor dekken van teakhout en zwaar belaste houtoppervlakken, wanneer deze voorafgaand met Teak Oil behandeld zijn.

Met een kwast of een schone doek een of meerdere lagen opbrengen, afhankelijk van het opnemingsvermogen van het hout, rechtstreeks op het gereinigde nieuwe hout of op hout dat voorafgaand met olie of een houtbeschermingsmiddel is behandeld. De overtollige olie met een schone doek afvegen.



Art.nr.	Inhoud ml
35.500.009	750
35.500.010	1000

PROOF 10



Een bitumineus afdichtingsmiddel, blijft flexibel. Voor het afkitten van boten of vullen van scheuren onder de waterlijn.



Art.nr.	Inhoud ml
35.500.013	300

VERDUNNERS



Wanneer de verf wordt verdund:

- Wordt de droge laagdikte dunner nadat de oplosmiddelen zijn verdamppt
- Kan het noodzakelijk zijn nog een laag aan te brengen om de vereiste laagdikte te verkrijgen

Het verdunnen van verf kan:

- De viscositeit verbeteren
- Het rendement verhogen
- Het absorptievermogen verhogen

THINNER 808 (NO 3)



Spuitverdunner en gereedschapsreiniger voor Hempel ééncomponent-toplagen. Verdunner en gereedschapsreiniger voor Hempel Non Sliip Deck Coating 56251.



Art.nr.	Inhoud ml
35.500.030	750

THINNER 811 (NO 1)



Verdunner en gereedschapsreiniger voor Hempel ééncomponent primers, -toplagen en -lakken.



Art.nr.	Inhoud ml
35.500.031	750

THINNER 845 (NO 5)



Verdunner en gereedschapsreiniger voor Hempel Light Primer. Gereedschapsreiniger uitsluitend voor Hempel High Protect.



Art.nr.	Inhoud ml
35.500.032	750

11 HEMPEL (ONLY AVAILABLE IN THE NETHERLANDS)

PAINT STRIPPER



Hempel Paint Stripper is een uiterst effectief verfabbijtmiddel op basis van oplosmiddel. Het kan worden gebruikt voor de meeste gecoatete of gelakte oppervlakken.

Art.nr.	Inhoud ml
35.500.033	2500

DEGREASER



Hempel Degreaser is een reinigingsmiddel voor het verwijderen van oppervlakverontreinigingen zoals olie, vet, wax en siliconen. Ideaal voor het prepareren van oliehoudende houtsoorten voorafgaand aan het opbrengen van de coating.

Art.nr.	Inhoud ml
35.500.034	750

PRIMERS



Kies de juiste primer voor:

- Het beschermen van de substraat van de boot
- Het vermijden van vroegtijdig falen van het verfsysteem
- Het verbeteren van de uiteindelijke afwerking

Vullen en gladmaken voor:

- Het stroomlijnen van het oppervlak van de boot
- Het verbeteren van de rompprestatie door het water
- Het geven van een schone en soepele belijning op de bovenzijden

PROP-PRIMER 101EX



Als primer voor aangroeiwerende verf op sloopsschroeven en staartstukken, markeringen van verhaalklampen en kleine plekken op jachten.

Temp.	Hand-	Überstreichint.	Ergiebigkeit
10°C	40 minuten	2 uur - onbepakt	3.5m ² /l
20°C	20 minuten	1 uur - onbepakt	



Art.nr.	Kleur	Inhoud ml
35.500.050	Grey	500

PRIMER UNDERCOAT



1 component-primer voor alle oppervlakken (inclusief staal) boven de waterlijn en als onderlak voor Brilliant Gloss. Sneldrogende, hoogdekkende primer en onderlak met uitstekende houdbaarheid en oppervlaktestabiliteit ter voorbereiding van het aflakken in 1-component afwerkklakken.

Temp.	Aanraak-droog	Overschilderen (min/max)	Verdunner/gereedschap schoon	Uitstrijkvermogen
10°C	6 uur	8 uur - 6 dagen	Thinner 811	12m ² /l
20°C	3 uur	4 uur - 3 dagen		



Art.nr.	Kleur	Inhoud ml
35.500.051	White	750
35.500.052	White	2500
35.500.053	Mid Grey	750
35.500.054	Mid Grey	2500

UNDERWATER PRIMER



Kan in 1-component-systeem onder water - inclusief kielen - worden toegepast, en als hechtverbeteraar voorafgaand aan antifouling. Kan direct op de romp of een gegrondeerd oppervlak worden toegepast, en tussen een oude en een nieuwe antifoulinglaag. Sneldrogende onderwaterprimer met uitstekende waterdichtheid.

Niet gebruiken bij temperaturen < 5°C

Temp.	Aanraak-droog	Overschilderen (min/max)	Verdunner/gereedschap schoon	Uitstrijkvermogen
10°C	6 uur	6 uur - onbepakt	Thinner 811	7,8m ² /l
20°C	3 uur	3 uur - onbepakt		



Art.nr.	Kleur	Inhoud ml
35.500.055	Grey	750
35.500.056	Grey	2500

EPOXY FILLER



Niet-krimpemde 2-componenten oplosmiddelvrije epoxy-plamuurmassa voor GFK, hardhout, metalen. Uitstekend geschikt voor reparatie van kleine beschadigingen aan kunststofboten en als slijtagelaag voor glijvlakken van catamarans. Kan in lagen tot maximaal 5mm worden opgebracht. Hardt uit tot een harde, maar gemakkelijk schuurbare massa. Gemakkelijk te verwerken door tubes met een mengverhouding van 1:1.

Niet gebruiken bij temperaturen < 5°C

Temp.	Aanraak-droog	Overschilderen (min/max)	Verdunner/gereedschap schoon	Uitstrijkvermogen
10°C	18 uur	18 - 54 uur	Thinner 845	1m ² /l
20°C	8 uur	8 - 24 uur		



Art.nr.	Inhoud ml
35.500.057	130
35.500.058	1000

PROFAIR



Een lichtgewicht 2-componenten epoxy filler met een goede hechting en waterbestendigheid. Gemakkelijk te schuren na volledige uitharding. Geschikt voor glasvezel versterkt kunststof, hardhout, staal en andere onbuigzame materialen. Voor binnen- en buitengebruik voor boven en onder de waterlijn.

Niet gebruiken bij temperaturen < 5°C

Temp.	Aanraak-droog	Overschilderen (min/max)	Verdunner/gereedschap schoon	Uitstrijkvermogen
10°C	24 uur	48 uur - onbeperkt	Thinner 845	1m ² /l
20°C	12 uur	24 uur - onbeperkt		



Art.nr.	Inhoud ml
35.500.059	1000

LIGHT PRIMER



Hoogwaardige 2-componenten epoxyprimer en onderlak voor gebruik boven en onder de waterlijn. Geschikt voor glasvezel, hout, staal en aluminium. Excellente corrosie-, stoot- en waterbestendigheid.

Niet gebruiken bij temperaturen < 5°C

Temp.	Aanraak-droog	Overschilderen (min/max)	Verdunner/gereedschap schoon	Uitstrijkvermogen
10°C	6 uur	8 uur - 60 dagen	Thinner 845	8,2m ² /l
20°C	3 uur	4 uur - 30 dagen		



Art.nr.	Kleur	Inhoud ml
35.500.060	Off White	375
35.500.061	Off White	750
35.500.062	Off White	2500
35.500.063	Stone Grey	750
35.500.064	Stone Grey	2500
35.500.065	Blue	750

LIGHT PRIMER SPRAY



Geschikt voor glasvezel versterkt kunststof, staal, aluminium en gelaagd hout. Voor binnen- en buitengebruik voor boven en onder de waterlijn.

Niet gebruiken bij temperaturen < 5°C



Art.nr.	Kleur	Inhoud ml
35.500.066	Off White	311

SEALER



Een laag visceuze tweecomponenten afdichter met daardoor een goede indringbaarheid. Ideaal als afdichtmiddel voor poreuze substraten. Voor gebruik op hout en multilex. Voor het verzadigen van glasvezelmat wanneer de gellaag is verwijderd (reparatie van osmotische schade). Voor binnen- en buitengebruik, zowel boven als onder de waterlijn.

Niet gebruiken bij temperaturen < 5°C



Temp.	Aanraak-droog	Overschilderen (min/max)	Verdunner/gereedschap schoon	Uitstrijkvermogen
10°C	8 uur	8 uur - onbeperkt	Thinner 845	10m ² /l
20°C	4 uur	4 uur - onbeperkt		

HIGH PROTECT II



Een oplosmiddelvrije 2-componenten-epoxy. Voor gebruik boven en onder de waterlijn. Uitstekend geschikt voor osmosebescherming. Droogt op tot een dikke laag. Kan Light Primer vervangen wanneer het vrijkomen van oplosmiddelen een rol speelt. Niet verdunnen.

Verwerkingstijd op 20°C: gemengd product: 45 minuten Mengverhouding: 3:2.

Niet gebruiken bij temperaturen < 10°C

Temp.	Aanraak-droog	Overschilderen (min/max)	Verdunner/gereedschap schoon	Uitstrijkvermogen
10°C	24 uur	18 uur - 11 dagen	Thinner 845	6,6m ² /l
20°C	12 uur	8 uur - 5 dagen		



Art.nr.	Kleur	Inhoud ml
35.500.068	Grey	750
35.500.069	Grey	2500
35.500.070	Cream	750
35.500.071	Cream	2500

AFLAKKEN



Schilderen boven de waterlijn:

- Verbetert het aanzicht van het oppervlak
- Beschermt tegen de elementen

Productcategorieën:

- Eén component
- Twee componenten

MULTICOAT



Een halfglanzende 1-component aflak primer. Ideaal voor toepassing boven de waterlijn, waar een halfglanzende duurzame aflak gewenst is, inclusief dekken, bilgen, bergruimten, etc. Kan op de meeste oppervlakken worden opgebracht. Is zeer duurzaam en goed bestand tegen water en olie. Ook geschikt als compleet coatingsysteem op nieuw of onbeschermd hout. Eerste laag 20% verdund, tweede laag 5- 10%, overige lagen onverdund.

Niet gebruiken bij temperaturen < 5°C

Temp.	Aanraak-droog	Overschilderen (min/max)	Verdunner/gereedschap schoon	Uitstrijkvermogen
10°C	6 uur	16 uur - 6 dagen	Thinner 811	11,5m ² /l
20°C	3 uur	8 uur - 3 dagen	Thinner 808	



Art.nr.	Kleur	Inhoud ml
35.500.090	White	750
35.500.091	White	2500
35.500.092	Mid Grey	750
35.500.093	Light Grey	750
35.500.094	Black	750
35.500.095	Black	2500
35.500.096	Pale Cream	750
35.500.097	Navy Blue	750
35.500.100	Pillarbox Red	750

NON-SLIP DECK COATING

Een snel drogende, halfglanzende acrylaat-toplaag met fijne korrel voor een antislipafwerking. Duurzaam met een goede zon-, water- en oliebestendigheid.

Niet gebruiken bij temperaturen < 5°C

Temp.	Aanraak-droog	Overschilderen (min/max)	Verdunner/gereedschap schoon	Uitstrijkvermogen
10°C	4 uur	6 uur - 6 dagen	Thinner 808	9,2m ² /l
20°C	2 uur	3 uur - 6 dagen		



Art.nr.	Kleur	Inhoud ml
35.500.110	White	750
35.500.111	Mid Grey	750
35.500.112	Light grey	750
35.500.113	Pale Cream	750
35.500.114	Navy Blue	750

BRILLIANT GLOSS

1-component-product. Boven de waterlijn gebruiken als aflakken op Primer Undercoat of MultiCoat als onderdeel van een 1-component-systeem. Voor eenvoudige toepassing en uitstekend afwerkresultaat, met hoge UV-bestendigheid. Een van de superieure kenmerken van deze lak is een goed verfverloop bij opbrengen. Dat resulteert in een mooie glans en hoge dekking bij een fraai en helder kleurenspectrum. Niet gebruiken bij temperaturen < 5°C

Temp.	Aanraak-droog	Overschilderen (min/max)	Verdunner/gereedschap schoon	Uitstrijkvermogen
10°C	8 uur	20 uur - 6 dagen	Thinner 811	11,2m²/l
20°C	4 uur	10 uur - 3 dagen	Thinner 808	



Art.nr.	Kleur	Inhoud ml
35.500.120	Matterhorn White	750
35.500.121	Town Grey	750
35.500.122	Pure White	375
35.500.123	Pure White	750
35.500.124	Pure White	2500
35.500.125	Off White	750
35.500.126	Polar White	750
35.500.127	Pale Grey	750
35.500.128	Smoke Grey	750
35.500.129	Black	750
35.500.130	Cream	750
35.500.131	Britannia Blue	750
35.500.132	Souvenirs Blue	750
35.500.133	Cobalt Blue	750
35.500.134	Flag Blue	750
35.500.135	Ice Blue	750
35.500.136	Marine Green	750
35.500.137	Survival Orange	750
35.500.138	Bordeaux Red	750
35.500.139	Radiant Red	750

ANTISLIP PEARLS

Voor delen zoals dekken die een slipvaste afwerklaag vereisen zorgen Multicoat, Brilliant Gloss - waaraan Anti-Slip-granulaat wordt toegevoegd - voor een antislip oppervlak dat op het kleurgebruik en de andere glanzende oppervlakken kan worden afgestemd.

Aanbevolen mengverhouding: 50g per 750ml



Art.nr.	Kleur	Inhoud ml
35.500.150	White	50

ANTIFOULINGS

De onderwaterkant van een boot schilderen:

- Beschermt substraat/oppervlak
- Voorkomt onnodige aangroei van de romp en ga voor een hogere snelheid en een lager brandstofverbruik

Hoe werk anti-fouling?

- Anti-foulingverf geeft bio-actieve ingrediënten af ter bescherming tegen aangroeiende organismen.

Productcategorieën:

- Zelf polijstend/erodeerbaar
- Hard
- Ablatief



CLASSIC

Efficiënte, polijstende (erodeerbare) aangroeiwerende verf voor uitstekende bescherming in ieder seizoen. Als antifouling voor boten van glasvezel, hout, multiplex en staal. Niet gebruiken op aluminium of andere lichte legering metalen. Risico op corrosie bij direct contact. Geschikt voor langzaamvarende motor jachten. Niet gebruiken bij temperaturen < 5°C

Temp.	Aanraak-droog	Overschilderen (min/max)	Verdunner/gereedschap schoon	Uitstrijkvermogen
10°C	8 uur	8 uur - onbeperkt	Thinner 808	12,5m²/l
20°C	4 uur	4 uur - onbeperkt		



Art.nr.	Kleur	Inhoud ml
35.500.160	Black	750
35.500.161	Black	2500
35.500.162	True Blue	750
35.500.163	True Blue	2500
35.500.164	Green	750
35.500.165	Green	2500
35.500.166	Red	750
35.500.167	Red	2500

11 HEMPEL (ONLY AVAILABLE IN THE NETHERLANDS)

MILLE XTRA



Hempel's Mille Xtra is een goed presterende zelfslijpende antifouling die een uitstekende bescherming biedt voor het hele seizoen. Een antifouling voor boten van polyester, hout en staal. Niet te gebruiken op Aluminium boten. Goede prijs kwaliteit verhouding. Goede bescherming tegen aangroei. Makkelijk aan te brengen.

Temp.	Aanraak-droog	Overschilderen (min/max)	Verdunner/gereedschap schoon	Uitstrijkvermogen
10°C	8 uur	8 uur - onbeperkt	Thinner 808	13m ² /l
20°C	4 uur	4 uur - onbeperkt		



Art.nr.	Kleur	Inhoud ml
35.500.180	Grey	750
35.500.181	Grey	2500
35.500.182	Black	750
35.500.183	Black	2500
35.500.184	True Blue	750
35.500.185	True Blue	2500
35.500.186	Souvenirs Blue	750
35.500.187	Souvenirs Blue	2500
35.500.188	Red	750
35.500.189	Red	2500

MILLE NCT

Hempel's Mille NCT is een hoogwaardige, zelfpolijstende antifouling. Hempel's gepatenteerde bindmiddeltechnologie zorgt voor een uitstekende bescherming tegen aangroei, vervuiling en kleurbehoud gedurende het hele seizoen. Als antifouling voor boten van glasvezel, hout, multiplex en staal. Niet gebruiken op aluminium of andere lichte legering metalen. Risico op corrosie bij direct contact. Onderdeel van Europese jacht assortiment. Lokale beschikbaarheid afhankelijk van bevestiging.

Niet gebruiken bij temperaturen < 5°C

Temp.	Aanraak-droog	Overschilderen (min/max)	Verdunner/gereedschap schoon	Uitstrijkvermogen
10°C	4 uur	8 uur - onbeperkt	Thinner 808	13,5m ² /l
20°C	2 uur	4 uur - onbeperkt		



Art.nr.	Kleur	Inhoud ml
35.500.190	Black	750
35.500.191	Black	2500
35.500.192	True Blue	750
35.500.193	True Blue	2500
35.500.194	Souvenirs Blue	750
35.500.195	Souvenirs Blue	2500
35.500.196	Red	750
35.500.197	Red	2500

MILLE NCT (ULTIMATE WHITE)



Hempel's Mille NCT is een hoogwaardige, zelfpolijstende antifouling. Hempel's gepatenteerde bindmiddeltechnologie zorgt voor een uitstekende bescherming tegen aangroei, vervuiling en kleurbehoud gedurende het hele seizoen. Als antifouling voor boten van glasvezel, hout, multiplex, staal. Deze antifouling is specifiek ook geschikt voor aluminium schepen!

Niet gebruiken bij temperaturen < 5°C

Temp.	Aanraak-droog	Overschilderen (min/max)	Verdunner/gereedschap schoon	Uitstrijkvermogen
10°C	4 uur	8 uur - onbeperkt	Thinner 808	13,3m ² /l
20°C	2 uur	4 uur - onbeperkt		



Art.nr.	Kleur	Inhoud ml
35.500.198	White	750
35.500.199	White	2500

HARD RACING XTRA



Hoogwaardige, harde antifouling die uitstekende bescherming biedt en een gladde afwerking voor motorjachten en snelle zeiljachten het hele seizoen. Als antifouling voor boten van glasvezel, hout, multiplex en staal. Niet gebruiken op aluminium of andere lichte legering metalen. Risico op corrosie bij direct contact.

Temp.	Aanraak-droog	Overschilderen (min/max)	Verdunner/gereedschap schoon	Uitstrijkvermogen
10°C	8 uur	8 uur - onbeperkt	Thinner 808	14m ² /l
20°C	4 uur	4 uur - onbeperkt		



Art.nr.	Kleur	Inhoud ml
35.500.210	Grey	750
35.500.211	Grey	2500
35.500.212	Black	750
35.500.213	Black	2500
35.500.214	True Blue	750
35.500.215	True Blue	2500
35.500.216	Souvenirs Blue	750
35.500.217	Souvenirs Blue	2500
35.500.218	Red	750
35.500.219	Red	2500

ECOPOWER



Koper en biocide vrije verf voor onderwaterschip, aanbevolen voor gebieden met hoge milieu eisen. Compatibel met conventionele antifouling. Kan worden toegepast op alle oppervlakken inclusief aluminium.

Productcategorieën:

- Zelf polijstend/erodeerbaar
- Hard

ECOPOWER CRUISE



Koper en biocide-vrije verf voor onderkanten, aanbevolen voor gebieden met hoge milieu eisen. Geavanceerde bindmiddel technologie die het zelfherstellende effect regelt gedurende het seizoen, zonder verf op te bouwen. Het is compatibel met conventionele antifouling en kan worden toegepast op alle ondergronden inclusief aluminium.

Temp.	Aanraak-droog	Overschilderen (min/max)	Verdunner/gereedschap schoon	Uitstrijkvermogen
10°C	8 uur	8 uur - 9 maanden	Thinner 808	12,5m ² /l
20°C	4 uur	4 uur - 9 maanden		



Art.nr.	Kleur	Inhoud ml
35.500.230	White	750
35.500.231	White	2500
35.500.232	Black	750
35.500.233	Black	2500
35.500.234	True Blue	750
35.500.235	True Blue	2500
35.500.236	Red	750
35.500.237	Red	2500

ECOPOWER PROP



Een biocide-vrije spray - houdt uw propellers en buitenboordmotoren fouling-vrij en is gemakkelijk schoon te maken. Een eenvoudige to apply spray met korte re-coating intervallen, het bevat geavanceerde bindmiddel technologie om de controle te houden over het zelfherstellende effect gedurende het seizoen, zonder het aanbrengen van een nieuwe verflaag.

Temp.	Hand-trocken	Überstreichint. (min/max)	Ergiebigkeit
10°C	40 minuten	20 minuten	1,4m ² / 500ml Spray
20°C	20 minuten	10 minuten	



Art.nr.	Kleur	Inhoud ml
35.500.250	Penta Grey	500
35.500.251	Black	500

ECOPOWER RACING

Koper en biocide-vrije verf voor onderkanten, aanbevolen voor gebieden met hoge milieu eisen. Bevat Tec-Cel, die de wrijving vermindert. Geeft een glad, niet vergelend oppervlak gedurende het hele seizoen. Compatibel met conventionele antifouling en kan worden toegepast op alle oppervlakken inclusief aluminium.

Temp.	Aanraak-droog	Overschilderen (min/max)	Verdunner/gereedschap schoon	Uitstrijkvermogen
10°C	8 uur	8 uur - 9 maanden	Thinner 808	12,5m ² /l
20°C	4 uur	4 uur - 9 maanden		



Art.nr.	Kleur	Inhoud ml
35.500.260	White	750
35.500.261	White	2500
35.500.262	Black	750
35.500.263	Black	2500
35.500.264	True Blue	750
35.500.265	True Blue	2500
35.500.266	Red	750
35.500.267	Red	2500

11 HEMPEL (ONLY AVAILABLE IN THE NETHERLANDS)

SILIC ONE



Biocidevrije, high-solid, niet aanhechtende coating die uithardt onder invloed van luchtvochtigheid. Een microlaag hydrogel op basis van siliconen zorgt voor een gladde, lage oppervlakte-energie-afstotende coating. Deze laag voorkomt dat organismen zich aan de romp en de schroef vastzetten, terwijl de siliconenpolymeren de zelfreinigende werking bevorderen. Voor gebruik als niet-aanhechtende coating voor boten van polyester en staal.

Art.nr.	Kleur	Inhoud ml
35.500.287	Black	375
35.500.283	Black	750
35.500.284	Blue	750
35.500.285	Red	750

SILIC SEAL



Een tweecomponenten epoxyprimer voor een gemakkelijke overgang van het antifouling-systeem naar Hempels Silic One Fouling Release-systeem. Het kan worden aangebracht op een eerdere antifouling lagen die in goede staat zijn.

Art.nr.	Kleur	Inhoud ml
35.500.281	Light Red	750
35.500.282	Light Red	2500

SILIC ONE TIECOAT



High-solid verankeringslaag voor Hempel Silic One. Deze tussenlaag is op basis van siliconen en hardt uit onder invloed van de luchtvochtigheid.

Kenmerken:

- Zorgt voor hechting tussen Hempel Light Primer en Hempel Silic One
- Tevens geschikt voor het bijwerken en repareren van beschadigde plekken
- Voor gebruik op alle substraten behalve hout
- Let op: de Silic One Tiecoat moet volledig dekkend worden aangebracht om een goede hechting te garanderen



Art.nr.	Kleur	Inhoud ml
35.500.279	Yellow	375
35.500.280	Yellow	750

SILIC ONE PROPELLER KIT



Silic One voor schepsschroeven. Zelfreinigend, zelfs bij lage snelheid. Kan worden aangebracht op oude aangroeiwerende laag in goede staat.

Art.nr.	Kleur	Inhoud ml
35.500.286	Black	750

HEMPASPEED TF

Hempaspeed TF is een hoogwaardige, harde biocide-vrije dunnefilmcoating. Vormt een ultra-glad oppervlak dat aangroei minimaliseert en weerstand vermindert.

Aanbevolen gebruik


Hempaspeed TF is bedoeld voor gebruik als aangroeiwerende middel voor boten van glasvezel, staal en aluminium. Geschikt voor pleziervaartuigen en race / regatta boten. Ideaal voor zowel zoet als zout water gebruik.

Eigenschappen

- Gemakkelijk te reinigen.
- Geen vervuiling afvalwater



Art.nr.	Kleur	Inhoud ml
35.500.288	Ultimate white	750
35.500.289	Ultimate white	2500
35.500.290	Penta grey	750
35.500.291	Penta grey	2500
35.500.292	Black	750
35.500.293	Black	2500
35.500.294	True blue	750
35.500.295	True blue	2500



Es zählt, was unter der Oberfläche ist

Wenn Sie auf dem Wasser sind,
sollten Sie sich keine Gedanken
darüber machen müssen, was
unter der Wasseroberfläche vor
sich geht.

Aus diesem Grund haben wir unsere Beschichtungen entwickelt, getestet und optimiert, um Ihr Boot vor Bewuchs zu schützen. Unsere Ergebnisse? Eine neue Reihe von Antifouling, die auf Ihren Komfort zugeschnitten sind und Ihnen hervorragende Farbtöne und eine Leistungsfähigkeit bieten, auf die Sie sich verlassen können.

**Relentless performance for
every yacht, everywhere, every time.**



OFFIZIELLER FÖRDERER

**SEGELSPORT
DEUTSCHLAND**



**DEUTSCHER
SEGLER-
VERBAND**

 **International**

international-yachtpaint.com

AkzoNobel

Biozidprodukte vorsichtig verwenden. Vor Gebrauch stets Etikett und Produktinformation lesen.

ONE UP



One Up vereint die Eigenschaften einer Grundierung und einer Vorstreichfarbe und vereinfacht das Anstrichsystem für den Bootseigner. One UP ersetzt die Grundierung Yachtprimer und die Vorstreichfarbe PreKote.

- 2in1-Grundierung und Vorstreichfarbe für 1-K-Lacke für den Überwasserbereich.
- lässt sich leicht mit Pinsel oder Rolle verarbeiten und ergibt ein besonders glattes Finish
- einfach und dennoch effektiv, um DIY-Bootseignern das Lackieren zu erleichtern, ohne Kompromisse bei der Ästhetik oder beim Untergrundschutz einzugehen
- nur 2 (GFK) bis 3 Schichten erforderlich
- ersetzt Yacht Primer und PreKote bei gleichbleibend hoher Haftkraft und starkem Schutz

Art.-Nr.	Farbe	Farb-Nr.	Inhalt ml	ergibt qm/l
35.605.100	weiß	YUC000	2500	9
35.605.101	weiß	YUC000	750	9
35.605.102	weiß	YUC000	375	9
35.605.103	grau	YUC001	750	9

PRIMOCON




Typische Verwendung: Unter Wasser, unter Antifouling und zum Versiegeln unbekannter Antifouling.

Nicht verwenden in Verbindung mit VC®17m.

- konventionelle 1-Komp. Grundierung für den Unterwasserbereich
- schnell trocknender Korrosionsschutz
- kann unter den meisten Antifouling oder als Sperrgrund unter unverträglichen oder zwischen unbekanntem Antifouling verwendet werden

Art.-Nr.	Farbe	Farb-Nr.	Inhalt ml	ergibt qm/l
35.905.000	grau	YPA984	2500	7,4
35.905.250	grau	YPA984	750	7,4

PROPELLER PRIMER



International Propeller Primer ist ein schnell trocknender, 1-komponentiger Primer, der speziell für den Einsatz auf Außenbordern, Propellern und Antrieben entwickelt wurde. Propeller Primer hat dank der „Dual-Activated Bonding Technology“ hervorragende Haftungseigenschaften. In Kombination mit unserem empfohlenen International Antifouling wird ein einheitliches Beschichtungssystem gebildet, das den dynamischen Kräften und Kavitationskräften widersteht, um Propeller und Unterwassermetalle vor Bewuchs zu schützen.

- erstklassiges System mit einem International Antifouling
- hervorragende Haftungseigenschaften auf einer Reihe von Metallen im Unterwasserbereich
- wasserbasierende, geruchsarme Grundierung, die leicht mit dem Pinsel aufzutragen ist.

Art.-Nr.	Farbe	Farb-Nr.	Inhalt ml	ergibt qm/l
35.991.130	rot Primer	YPA180	250	9

INTERPROTECT®



Typische Verwendung: Wenn ein Hochleistungs-Antikorrosionssystem gefordert ist. Nicht auf 1-Komponenten Produkten oder Antifouling.

- schnell trocknende und einfach zu verarbeitende 2-Komp. Epoxidgrundierung
- bietet exzellenten Korrosionsschutz
- kann als Haftgrund auf vorhandene Epoxidgrundierungen verwendet werden
- für Holz, Stahl und Aluminium



Art.-Nr.	Farbe	Farb-Nr.	Inhalt ml	ergibt qm/l
35.905.500	grau	YPA403	2500	8,1
35.905.501	weiß	YPA400	2500	8,1
35.905.750	grau	YPA403	750	8,1
35.905.751	weiß	YPA400	750	8,1

OSMOSESCHUTZ



Osmose ist ein Prozess der Delaminierung innerhalb des Laminates, verursacht durch eine chemische Reaktion zwischen Wasser und nicht ausreagierten Substanzen, die noch von der Herstellung vorhanden sind. Das Wasser gelangt durch das Gelcoat in das Laminat und reagiert dort mit chemischen Komponenten zu ätzenden Substanzen. Diese Reaktionsprodukte erzeugen einen Innendruck hinter dem Gelcoat, was dann zu Blasen oder Rissbildung führt. Kann Wasser einmal durch das Gelcoat eindringen, nimmt das Laminat dieses wie ein Schwamm auf.

VC[®]TAR 2



Typische Verwendung: unter VC Antifouling, für eine besonders glatte Oberfläche

- Osmoseschutz auf GFK und Korrosionsschutz auf Metallen
- fortschrittliche Verlaufseigenschaften erfordern kein Schleifen zwischen den Schichten
- glatte Oberfläche, daher ideal unter Antifouling
- für GFK, Stahl, Aluminium und Blei



Art.-Nr.	Farbe	Farb-Nr.	Inhalt ml	ergibt qm/l
35.990.147	schwarz	YEA729	1000	11,3
35.990.148	schwarz	YEA729	2500	11,3
35.990.149	gebr. weiß	YEA728	1000	11,3
35.990.150	gebr. weiß	YEA728	2500	11,3

GELSHIELD[®]200



Typische Verwendung: zur Vorbeugung von osmotischen Blasen auf GFK-Rümpfen und Bilgen

- schnelltrocknende Epoxidgrundierung für den Osmoseschutz
- bietet Osmoseschutz in fünf Anstrichen (250 µm)
- verwendbar ab 5°C
- schnelle Trocknung ermöglicht mehrere Anstriche pro Tag
- für GFK



Art.-Nr.	Farbe	Farb-Nr.	Inhalt ml	ergibt qm/l
35.908.500	grün	YPA212	2500	8,1
35.908.501	grau	YPA213	2500	8,1
35.908.750	grün	YPA212	750	8,1
35.908.751	grau	YPA213	750	8,1

GELSHIELD[®] PLUS



Typische Verwendung: zur Sanierung osmotischer Blasen auf GFK Rümpfen

- dickschichtige, lösemittelfreie Epoxidgrundierung
- zwei Farbtöne zur optischen Schichtkontrolle
- enthält keine schädlichen Lösemittel, die in das Laminat eindringen könnten



Art.-Nr.	Farbe	Farb-Nr.	Inhalt ml	ergibt qm/l
35.907.003	grün	YAA220	2250	6
35.907.004	blau	YAA221	2250	6

WATERTITE



Schnelltrocknender, lösungsmittelfreier 2-Komponenten Epoxid-Spachtel für alle Bootsbaumaterialien im Über- und Unterwasserbereich. Ideal für Reparaturen oder kleinflächige Profilierungsarbeiten. Kann bis zu 2cm pro Arbeitsgang aufgetragen werden.



Art.-Nr.	Farbe	Farb-Nr.	Inhalt ml
35.991.105	grau	YAV137	250
35.991.106	grau	YAV137	1000

LACK



Um ein gutes Endergebnis zu erzielen ist es erforderlich, die Flächen sehr genau zu untersuchen. Der Zustand der Fläche bestimmt, welche Vorarbeiten erforderlich sind.

INTERDECK



- rutschfeste Polyurethan-Deckfarbe
- enthält feine Minerale, die eine rutschfeste und haltbare Oberfläche erzeugen
- geeignet für alle Untergründe
- seidenglänzende Oberfläche verhindert Reflexionen
- kann direkt aus der Dose mit Rolle und Pinsel aufgetragen werden



Art.-Nr.	Farbe	Farb-Nr.	Inhalt ml	ergibt qm/l
35.948.750	weiß 001	YJB000	750	9,5
35.950.750	sand beige	YJG009	750	9,5
35.951.750	grau 289	YJF684	750	9,5
35.949.750	creme 027	YJC089	750	9,5
35.954.760	blau 923	YJB923	750	9,5

DANBOLINE



- belastbare Farbe für Bilge und Stauräume
- chemisch beständig gegenüber Abgasen, Treibstoff und Öl
- hohe Deckkraft
- einfach zu reinigen

Art.-Nr.	Farbe	Farb-Nr.	Inhalt ml	ergibt qm/l
35.994.500	grau 100	YMA100	2500	11
35.994.750	grau 100	YMA100	750	11
35.994.501	weiß 001	YMA102	2500	11
35.996.750	weiß 001	YMA102	750	11

SUPER GLOSS HS



- 1-Komponenten Hochglanzlackfarbe für die Rollenapplikation
- neue HS-Harz Technologie, geringer VOC-Anteil
- große Temperaturtoleranz
- entwickelt weniger Geruch und deckt schon nach 1-2 Anstrichen
- in den beliebtesten Farbtönen aus dem Sikkens Super Gloss Sortiment erhältlich

Art.-Nr.	Farbe	Farb-Nr.	Inhalt ml	ergibt qm/l
35.985.100	weiß	YFA100	2500	12
35.985.110	weiß	YFA100	750	12
35.985.120	pearl weiß	YFA253	750	12
35.985.125	arctic weiß	YFA248	750	12
35.985.130	ocean blau	YFA210	750	12
35.985.135	bahama beige	YFA243	750	12
35.985.140	grau	YFA201	750	12
35.985.145	schwarz	YFA190	750	12
35.985.150	atlantik blau	YFA269	750	12
35.985.155	rot	YFA233	750	12
35.985.160	grün	YFA239	750	12
35.985.131	pacific blau	YFA208	750	12
35.985.141	nebelgrau	YFA216	750	12
35.985.142	sturmgrau	YFA224	750	12

TOPLAC® PLUS



Toplac Plus ist eine hochglänzende Premium Lackfarbe für alle Bootsbau-materialien im Überwasserbereich. Toplac Plus lässt sich mit der Rolle, ohne zu verschliffen, auftragen. Es ist einfach anzuwenden und enthält UV-Filter für erhöhte Haltbarkeit.

- verbesserte Optik gegenüber Toplac im Hinblick auf Distinction Of Image (DOI) und Verlauf
- dank der neuen Formel entfällt das Verschliffen bei der Verwendung einer Rolle

Art.-Nr.	Farbe	Farb-Nr.	Inhalt ml	ergibt qm/l
35.605.120	med. weiß 184	YLK184	2500	12
35.605.121	med. weiß 184	YLK184	750	12
35.605.122	med. weiß 184	YLK184	375	12
35.605.123	schneeweiß 001	YLK000	2500	12
35.605.124	schneeweiß 001	YLK000	750	12
35.605.125	schneeweiß 001	YLK000	375	12
35.605.126	elfenbein 812	YLK187	750	12
35.605.127	oxford blau 993	YLK993	750	12
35.605.128	atlantic grau 289	YLK684	750	12
35.605.129	mauritius blau 018	YLK991	750	12
35.605.130	rochelle rot 011	YLK299	750	12
35.605.131	grün 077	YLK541	750	12
35.605.132	schwarz 051	YLK999	750	12
35.605.133	offweiß 192	YLK192	750	12
35.605.134	creme 027	YLK027	750	12
35.605.135	platinum 151	YLK151	750	12
35.605.136	weiß 905	YLK905	750	12
35.605.137	gelb 101	YLK101	750	12
35.605.138	lauderdale blau 936	YLK936	750	12
35.605.139	orange 265	YLK265	750	12
35.605.140	feuerrot 504	YLK504	750	12
35.605.141	saphir blau 830	YLK830	750	12
35.605.142	bondi blau 016	YLK898	750	12
35.605.143	rustic rot 501	YLK 501	750	12
35.605.144	bounty blau 292	YLK292	750	12
35.605.145	flag blau 990	YLK990	750	12
35.605.146	matterhorn weiß 198	YLK198	750	12
35.605.147	oyster weiß 194	YLK194	750	12

INTERSTRIP



Abbeizmittel für Anitfouling.



Art.-Nr.	Farb-Nr.	Inhalt ml
35.990.061	YMA171	2500
35.990.060	YMA171	1000

RUTSCHFESTSUBSTRAT



Art.-Nr.	Farb-Nr.	Inhalt g
35.990.062	YMA905	20

KLARLACKE

Für ein gutes Endergebnis ist es erforderlich, den Zustand der Fläche und eventuell vorhandener Klarlackbeschichtung genau zu untersuchen. Achten Sie dabei besonders auf Beschädigungen, Abplatzungen und andere Zeichen für eine schlechte Haftung auf dem Untergrund. Der Zustand der Fläche ist ausschlaggebend für den Umfang der Vorarbeiten.

INTERSTAIN MAHAGONI



Eine Mahagonibeize zum Beizen heller Hölzer oder zum Wiederherstellen des Farbtons bei ausgebleichetem Holz.

- lichtecht
- einfach zu verwenden
- kann allen International Klarlacken bis zu 10% zugegeben werden



Art.-Nr.	Farbe	Farb-Nr.	Inhalt ml	ergibt qm/l
35.983.375	mahagoni	YAA825	375	13

WOODSKIN KLARLACK



- neues Produkt für alle Holzarten
- technologisch vergleichbar mit dem ehemaligen Sikkens Cetol Marine
- mikroporöse Holzöl/Klarlack Mischung, lässt das Holz "atmen"
- niedrige Viskosität dringt tief in das Holz ein und muss nicht verdünnt werden
- kein Schleifen zwischen den Anstrichen, reißt und blättert nicht
- formuliert mit durchlässigen Pigmenten
- enthält HALS und UV-Absorber



Art.-Nr.	Farbe	Farb-Nr.	Inhalt ml	ergibt qm/l
35.984.381	natural teak	YVC316	2500	10
35.984.382	natural teak	YVC316	750	10

ORIGINAL



- traditioneller vielseitiger Qualitätslack
- gute Verlaufeigenschaften, flexibel und glanzbeständig
- geringe Eigenfarbe, daher ideal für helle Hölzer
- geeignet für den Innen- und Außenbereich und auf vorhandene Lackierungen



Art.-Nr.	Farbe	Farb-Nr.	Inhalt ml	ergibt qm/l
35.987.500	klar	YVA202	2500	11,7
35.987.750	klar	YVA202	750	11,7

COMPASS



- hochwertiger 1-Komponenten Polyurethan Klarlack
- gute Abrieb- und UV-Beständigkeit
- 2 Anstriche pro Tag, Schleifen nur nach jedem 2. - 3. Anstrich
- helle Bernsteinfarbe
- enthält HALS und UV-Absorber



Art.-Nr.	Farbe	Farb-Nr.	Inhalt ml	ergibt qm/l
35.993.385	klar	YVA501	2500	12,9
35.993.386	klar	YVA501	750	12,9

GOLDSPAR® SATIN



- seidenglänzender Polyurethan-Klarlack für den Innenbereich
- beständig gegen heißes Wasser und milde Säuren und Laugen
- schnell trocknende Formel reduziert die Gefahr von Staubeinschlüssen



Art.-Nr.	Farbe	Farb-Nr.	Inhalt ml	ergibt qm/l
35.989.500	klar matt	YVA251	2500	10,3
35.989.750	klar matt	YVA251	750	10,3
35.989.375	klar matt	YVA251	375	10,3

SCHOONER®



- 1-Komponenten Premium Klarlack auf Holzölbasis mit exzellentem UV-Schutz
- warmer Farbton mit besonderem Tiefenglanz
- gute Verlaufeigenschaften, dadurch einfach zu verarbeiten




Art.-Nr.	Farbe	Farb-Nr.	Inhalt ml	ergibt qm/l
35.987.150	klar	YVA086	750	14

ERODIERENDES ANTIFOULING



Dieser Antifoulingtyp ist teils löslich und gibt, wenn Wasser vorbeiströmt, kontrolliert Wirkstoff ab. Dadurch verringert sich die Schichtstärke. Als Ergebnis liegt ständig eine frische, wirkstoffhaltige Schicht an der Oberfläche der Antifoulingbeschichtung frei. Vor der Neubeschichtung entfällt ein Zurückschleifen der alten Schicht. Nicht geeignet für sehr schnelle Motorboote (zu schnelle Schichtreduzierung).

CRUISER® 200



- Polierendes Antifouling
- Schutz für eine Saison
- für Salz- und Süßwasser
- leuchtendes weiß
- verbesserter Farbton
- verbesserte Farbtonbeständigkeit
- für alle für alle Untergründe, auch für Aluminium
- ersetzt Cruiser Bright White

Art.-Nr.	Farbe	Farb-Nr.	Inhalt ml	ergibt qm/l
35.993.208	weiß	YBP200	2500	9
35.993.209	weiß	YBP200	750	9
35.605.160	rot	YBP201	2500	9
35.605.161	rot	YBP201	750	9
35.605.162	navy	YBP203	2500	9
35.605.163	navy	YBP203	750	9
35.605.164	blau	YBP202	2500	9
35.605.165	blau	YBP202	750	9
35.605.166	schwarz	YBP204	2500	9
35.605.167	schwarz	YBP204	750	9

MICRON® 350



- Leistungsstarkes SPC Hybrid Technology
- für Süß-, Salz- und Brackwasser
- überragender 24-monatiger Schutz vor Bewuchs in warmen und kalten Gewässern
- verbesserter Bewuchsschutz
- verbesserte Farbtöne
- für GFK, Holz, Stahl und Blei
- ersetzt Micron® Extra EU und Micron® WA

Art.-Nr.	Farbe	Farb-Nr.	Inhalt ml	ergibt qm/l
35.993.155	doverweiß	YBB628	2500	9
35.993.156	doverweiß	YBB628	750	9
35.993.157	schwarz	YBB623	2500	9
35.993.158	schwarz	YBB623	750	9
35.993.159	rot	YBB629	2500	9
35.993.160	rot	YBB629	750	9
35.993.161	marineblau	YBB624	2500	9
35.993.162	marineblau	YBB624	750	9
35.993.163	blau	YBB625	2500	9
35.993.164	blau	YBB625	750	9
35.993.167	grün	YBB626	2500	9


MICRON® 300



- polierendes Premium Antifouling
- geeignet für härteste Bewuchsbedingungen
- bietet einen mehrjährigen Antifouling-Schutz in einer einzigen Anwendung
- reduzierter Farbaufbau durch Polierwirkung
- nur in dunkelgrau
- ersetzt Micron® Extra EU

Art.-Nr.	Farbe	Farb-Nr.	Inhalt ml	ergibt qm/l
35.994.165	dunkelgrau	YBB647	2500	9

CRUISER® 250



- Polierendes Antifouling
- bietet Schutz für ein Jahr
- für Salz- und Süßwasser
- mittlerer Bewuchsschutz
- geeignet für Segel- und Motorboote (bis zu 25 Knoten)
- verbesserte Farbtöne
- für GFK, Holz, Stahl und Blei
- ersetzt Cruiser® Uno EU

Art.-Nr.	Farbe	Farb-Nr.	Inhalt ml	ergibt qm/l
35.605.500	doverweiß	YBP150	2500	9
35.605.501	doverweiß	YBP150	750	9
35.605.502	blau	YBP152	2500	9
35.605.503	blau	YBP152	750	9
35.605.504	marineblau	YBP153	2500	9
35.605.505	marineblau	YBP153	750	9
35.605.506	rot	YBP151	2500	9
35.605.507	rot	YBP151	750	9
35.605.508	schwarz	YBP154	2500	9
35.605.509	schwarz	YBP154	750	9

BOATGUARD 100



- Polierendes Antifouling
- bietet Schutz für ein Jahr
- für warme und kalte Gewässer
- für Salz- und Süßwasser
- preiswertes Antifouling
- Kupferoxide (Cu2O)
- verbesserte Farbtöne
- für GFK, Holz, Stahl und Blei
- ersetzt Boatguard EU

Art.-Nr.	Farbe	Farb-Nr.	Inhalt ml	ergibt qm/l
35.912.020	doverweiß	YBP000	2500	9
35.912.021	doverweiß	YBP000	750	9
35.912.022	blau	YBP002	2500	9
35.912.023	blau	YBP002	750	9
35.912.028	marineblau	YBP003	2500	9
35.912.029	marineblau	YBP003	750	9
35.912.024	rot	YBP001	2500	9
35.912.025	rot	YBP001	750	9
35.912.026	schwarz	YBP004	2500	9
35.912.027	schwarz	YBP004	750	9

new BIOZIDFREIES ANTIFOULING

Entdecken Sie die Vorteile einer biozidfreien Bewuchskontrolle. Mit unserer neuen biozidfreien Yachtbeschichtung stellen wir die Bewuchskontrolle auf den Kopf. B-Free® Explore bietet Ihnen eine völlig neue Möglichkeit, Ihr Boot zu schützen, indem es ein leistungsstarkes Foul-Releas mit einfacher Beschichtungswartung bietet und gleichzeitig die Auswirkungen auf das Meeresökosystem minimiert.

B-FREE® EXPLORE

Ein Topcoat für die Bewuchskontrolle OHNE Biozide.

Art.-Nr.	Farbe	Farb.-Nr.	Inhalt ml
35.604.604	weiß	YBF300	750
35.604.605	rot	YBF301	750
35.604.606	rot	YBF301	2500
35.604.607	navy	YBF303	750
35.604.608	navy	YBF 303	2500
35.604.609	schwarz	YBF304	750
35.604.610	schwarz	YBF 304	2500

B-FREE® TIECOAT

Erforderlicher Untergrund für B-Free® Explore

Art.-Nr.	Farbe	Fabr.-Nr.	Inhalt ml
35.604.602	pink	YBF900	750
35.604.603	pink	YBF900	2500

B-FREE® CONVERSION PRIMER

B-Free® Conversion Primer ermöglicht den Umstieg von einem traditionellen Antifouling (gute Haftung vorausgesetzt), ohne das alte Antifouling entfernen zu müssen.

Art.-Nr.	Farbe	Fabr.-Nr.	Inhalt
35.604.600	grau	YBF910	750
35.604.601	grau	YBF910	2500

HARTANTIFOULING

Der Anstrichfilm ist durchsetzt mit aktiven Bestandteilen, die beim Kontakt mit Wasser abgegeben werden und somit den Bewuchs verhindern. Der Auslaugprozess ist chemisch kontrolliert und findet während der ganzen Saison statt, bis nahezu alle aktiven Bestandteile abgegeben sind und ein harter Anstrichfilm zurück bleibt (vor Neubeschichtung zurückschleifen.) Ideal für schnelle Motorboote und Boote die regelmäßig trockenfallen.

ULTRA 300

- Leistungsstarkes Hartantifouling
- hartes, haltbares Finish
- geeignet zum Polieren und zur Nassreinigung
- schützt eine Saison
- geeignet für Salz- und Süßwasser
- hoher Bewuchsschutz
- verbesserte Farbtöne
- geeignet für GFK, Holz, Stahl und Blei
- ersetzt Ultra EU



Art.-Nr.	Farbe	Farb.-Nr.	Inhalt ml	ergibt qm/l
35.991.320	doverweiß	YBB728	2500	9
35.991.321	doverweiß	YBB728	750	9
35.991.322	schwarz	YBB723	2500	9
35.991.323	schwarz	YBB723	750	9
35.991.324	rot	YBB729	2500	9
35.991.325	rot	YBB729	750	9
35.991.326	blau	YBB725	2500	9
35.991.327	blau	YBB725	750	9
35.991.328	marineblau	YBB724	2500	9
35.991.329	marineblau	YBB724	750	9
35.991.330	grün	YBB726	2500	9
35.991.331	grün	YBB726	750	9
35.991.332	dunkelgrau	YBB727	2500	9
35.991.333	dunkelgrau	YBB727	750	9

DÜNNSCHICHTIGES ANTIFOULING

Diese einzigartige Technologie wurde exklusiv von International und speziell für Renn- und Regattayachten der Top-Sportler entwickelt. Die dünnenschichtigen Antifouling kombinieren einen harten, dünnenschichtigen Anstrichfilm mit einer superglaten Oberfläche. Der geringe Reibungswiderstand sorgt für eine höhere Bootsgeschwindigkeit.

VC® OFFSHORE EU



- geeignet für Salz- und Süßwasserreviere
- das Antifouling erzeugt eine sehr glatte und reibungsarme Oberfläche
- das harte glatte Finish kann zusätzlich mit sehr feinem Schleifpapier poliert werden
- für GFK, Holz, Stahl/Guss und Blei

Art.-Nr.	Farbe	Farb-Nr.	Inhalt ml	ergibt qm/l
35.991.122	muschelweiß	YBB710	2000	9,9
35.991.121	muschelweiß	YBB710	750	9,9
35.991.126	schwarz	YBB713	2000	9,9
35.991.125	schwarz	YBB713	750	9,9
35.991.128	rot	YBB711	750	9,9
35.991.127	blau	YBB712	750	9,9
35.605.180	blau	YBB712	2000	9,9

VC® 17M



- dünn-schichtiges Antifouling für Segel- und Motorboote
- das Antifouling erzeugt eine reibungsarme Oberfläche
- harte und glatte Oberfläche
- kurze Trocknungszeiten
- für leichte bis mittlere Bewuchsverhältnisse
- für GFK, Stahl/Guss und Blei

Art.-Nr.	Farbe	Farb-Nr.	Inhalt ml	ergibt qm/l
35.990.119	graphit	YBA662	2000	11,7
35.990.118	graphit	YBA662	750	11,7
35.990.117	blau	YBA602	750	11,7

TRILUX-PROP-O-DREV



- Spraydose vereinfacht die Verarbeitung an schwer zugänglichen Flächen
- für Propeller, Außenborder und Antriebe
- auch für Aluminium und Edelstahl geeignet
- Biolux®-Technologie für standhaften Schutz

Art.-Nr.	Farbe	Farb-Nr.	Inhalt ml	ergibt qm/l
35.991.130	rot Primer	YPA180	250	9
35.990.132	schwarz	YBA694	500	3,3
35.990.131	grau	YBA664	500	3,3

SUPER CLEANER



Reinigt und entfettet ohne Gelcoat oder Lackierungen zu beschädigen und erzeugt eine saubere Oberfläche, die weiter bearbeitet werden kann.

- hochkonzentrierte Formel
- entfernt Schmutz, Öl, Wachs und Fett
- geringer Geruch
- hinterlässt keine Rückstände
- biologisch abbaubar

Art.-Nr.	Farb-Nr.	Inhalt ml
35.992.240	YMB820	500

STAIN REMOVER



Mit reaktiver Gel-Formel. Entfernt schnell und sicher Auspuff- und Rostflecken, Vergilbung und Oxidationen vom Gelcoat, ohne dass die Fläche geschrubbt werden muss.

- leistungsstarkes Reinigungsgel
- einfach zu verwenden
- Gel-Formel verhindert das Herablaufen an vertikalen Flächen
- kann sicher auf Gelcoat, Metall und gestrichenen Flächen verwendet werden
- enthält keine schleifenden Bestandteile

Art.-Nr.	Farb-Nr.	Inhalt ml
35.992.242	YMB822	500

LIQUID RUBBING



- mittelgrobe Schleifpartikel - geeignet für lackierte Oberflächen oder Gelcoat in schlechtem Zustand
- entfernt sicher Flecken und Vergilbung und stellt den Glanz wieder her
- kann bei direkter Sonneneinstrahlung verwendet werden
- enthält kein Wachs oder Silikonöle
- kann manuell oder mit einer Poliermaschine (800-1000U/Min) verwendet werden

Art.-Nr.	Farb-Nr.	Inhalt ml
35.992.243	YMB825	500

MARINE POLISH



Eine ultrafeine flüssige Politur, die eine hochglänzende, glatte, reflektierende Oberfläche erzeugt.

- enthält kein Silikonöl
- milder Geruch
- kann manuell oder mit einer Poliermaschine (800-1000U/Min) verwendet werden



Art.-Nr.	Farb-Nr.	Inhalt ml
35.992.244	YMB833	500

MARINE WAX



Schützendes Wachs für Gelcoat und lackierte Flächen.

- bietet exzellenten Schutz für polierte Oberflächen
- enthält keine Abrasiva oder Silikonöle
- einfach in der Anwendung - auch auf großen Flächen
- kann manuell oder mit einer Poliermaschine (800-1000U/Min) verwendet werden



Art.-Nr.	Farb-Nr.	Inhalt ml
35.992.245	YMB834	500

POLISH AND WAX



Alles in einem Produkt: mittelgrobe Politur und Wachs. Schnelle und einfache Lösung, wenn nur wenig Zeit zur Verfügung steht.

- enthält schützendes Wachs für langanhaltenden Glanz
- kann sicher auf Gelcoat und gestrichenen Flächen verwendet werden
- kann manuell oder mit einer Poliermaschine (800-1000U/Min) verwendet werden



Art.-Nr.	Farb-Nr.	Inhalt ml
35.992.246	YMB835	500

TEAK RESTORER



Reinigt, restauriert und stellt den Originalfarbton von Teak und anderen Harthölzern wieder her.

- greift Gelcoat, Klarlack, Lacke und Aluminium nicht an
- kann in Verbindung mit Süß- oder Salzwasser verwendet werden
- für die Verwendung auf Teak oder anderen Harthölzern



Art.-Nr.	Farb-Nr.	Inhalt ml
35.992.248	YmB840	500

TEAK OIL



Penetrierendes Harthölzöl, das schützt und die natürliche Schönheit von Holz unterstreicht.

- enthält antikorrosive Wachse, die Metall vor Korrosion schützen
- dringt sogar in nasses Holz ein
- erzeugt eine schützende und leicht zu reinigende Oberfläche
- für Teak und alle Harthölzer geeignet



Art.-Nr.	Farb-Nr.	Inhalt ml
35.993.249	YMB846	500

EPIGLASS-EPOXIDHARZ-SYSTEM



Epiglass ist bereits seit den 50er Jahren Pionier beim Einsatz von Epoxidharz-Produkten auf Booten und hat seine Zuverlässigkeit stets auch unter extremen Dauerbelastungen bewiesen.

Epiglass Basis-Set transparent besteht aus Epoxid-Harz und Epoxid-Härter mit praktischen Dosierbechern. Dieses Set ist ausgelegt für Restaurationen und Konstruktionsanwendungen.



Art.-Nr.	Farb-Nr.	Inhalt ml
35.604.063	Standardhärter	YAA900/AS375 3750
35.604.064	Schnellhärter	YAA900/AF375 3750

INTERNATIONAL NR. 1



- Mehrzweckverdünnung und Gerätereinerer
- für 1-Komponenten-Produkte, außer Primocon

Art.-Nr.	Farb-Nr.	Inhalt ml
35.604.211	YTA800	1000
35.604.212	YTA800	500

INTERNATIONAL NR. 3



- für Primocon
- für alle International-Antifoulings (außer Micron® WA, Micron® Optima und VC® Produkte)
- Spritzverdünnung für 1-Komponenten Lacke

Art.-Nr.	Farb-Nr.	Inhalt ml
35.604.213	YTA085	1000
35.604.214	YTA085	500

INTERNATIONAL NR. 7



- für Epoxy Produkte

Art.-Nr.	Farb-Nr.	Inhalt ml
35.604.217	YTA061	1000

INTERNATIONAL NR. 100



- Verdünnung für Toplac Plus

Art.-Nr.	Farb-Nr.	Inhalt ml
35.604.226	YTA100	1000
35.604.227	YTA100	500

VC-GENERAL THINNER



- spezielle Verdünnung für alle VC® Produkte

Art.-Nr.	Farb-Nr.	Inhalt ml
35.990.145	YTA600	1000

INTERPRIME 450 GRUNDIERUNG



Interprime 450 ist eine Epoxidfarbe mit exzellenter Wassersperre für langanhaltenden Korrosionsschutz.

- kann direkt auf vorbehandelte und grundierte Stahl- und Aluminiumoberflächen aufgetragen werden
- verwendbar mit elektrisch kontrolliertem Kathodenschutz

Art.-Nr.	Farb-Nr.	Inhalt Liter
35.992.227	Komp. A Basis alu	YPA450 12,5
35.992.228	Komp. A Basis bronze	YPA451 12,5
35.992.229	Komp. B Härter	YPA455 5,0

INTERPROTECT®



Typische Verwendung: Wenn ein Hochleistungs-Antikorrosionssystem gefordert ist. Nicht auf 1-Komponenten Produkten oder Antifouling verwenden.

- schnell trocknende und einfach zu verarbeitende 2-Komp. Epoxidgrundierung
- bietet exzellenten Korrosionsschutz
- kann als Haftgrund auf vorhandene Epoxidgrundierungen verwendet werden
- für Holz, Stahl und Aluminium

Art.-Nr.	Farb-Nr.	Inhalt Liter
35.918.022	Basis weiß	YPA400 3,75
35.918.023	Basis grau	YPA403 3,75
35.918.021	Härter	YPA404 1,25

EPOXY FINISHING FILLER



Epoxy Finishing Filler ist ein 2-Komponenten, schrumpffreier Finishing Spachtel auf Epoxidharzbasis. Es ist sowohl einfach zu verarbeiten, als auch leicht zu schleifen. Kann im Über- und Unterwasserbereich verwendet werden.

Part A - weiß. Part B - gelb.
Gemischt - Creme (ca. RAL 1015).



Art.-Nr.	Farbe	Farb-Nr.	Inhalt Liter
35.991.146	Komp. A weiß	IAA650	5,0
35.991.147	Komp. B Härter gelb	IAA651	2,5

INTERFILL



Interfill 830 ist eine ausgezeichnete Wahl, wenn im Über- und Unterwasserbereich auf Stahl, Aluminium und Kompositen profiliert werden soll. Die spezielle hellgraue 2-Komponentenformulierung kann bis zu 2,54 cm aufgebracht werden, ohne dass es zum Absacken/Schrumpfen kommt.

Interfill 833 ist ein leicht schleifbarer Epoxid Feinspachtel, der auf Interfill 830 aufgetragen wird, um kleinere Oberflächendefekte vor der Applikation der Endanstriche zu beseitigen. Interfill 833 kann bis zu einer Schichtdicke von 0,3 cm aufgetragen werden.



Interfill 830 Grobspachtel

Art.-Nr.	Umschreibung	Farb-Nr.	Inhalt Liter
35.918.005	Basis 830 grau	YAA867	2,5
35.918.006	Standardhärter	YAA868	2,5
35.918.007	Schnellhärter	YAA869	2,5

Interfill 833 Feinspachtel

Art.-Nr.	Umschreibung	Farb-Nr.	Inhalt Liter
35.918.008	Basis 833 grün	YAA813	2,5
35.918.009	Standardhärter	YAA814	2,5
35.918.010	Schnellhärter	YAA815	2,5

EPOXY A/F TIECOAT



Teerfreier 2-Komponenten Epoxidharz-Haftvermittler zwischen Grundierung und Antifouling zur Verbesserung der Haftung und Leistungsfähigkeit.

- geeignet für Neubauten oder Wartung und Reparatur Projekte
- verlängert (bis zu 5 Tagen) das Überstreichintervall zu Antifouling



Art.-Nr.	Farbe	Farb-Nr.	Inhalt Liter
35.992.223	Komp. A hellgrau	YPA950	16
35.992.226	Komp. B Härter	YPA955	4

MICRON® 350



- Leistungsstarkes SPC Hybrid Technology
- für bis zu 2 Saisons
- für Salz- und Süßwasser
- verbesserter Bewuchsschutz
- verbesserte Farbtöne
- für GFK, Holz, Stahl und Blei



Art.-Nr.	Farbe	Farb-Nr.	Inhalt Liter
35.993.168	doverweiß	YBB628	5
35.993.169	blau	YBB625	5
35.993.170	blau	YBB625	20
35.993.171	grün	YBB626	5
35.993.172	marineblau	YBB624	5
35.993.173	marineblau	YBB624	20
35.993.174	rot	YBB629	5
35.993.175	rot	YBB629	20
35.993.176	schwarz	YBB623	5
35.993.177	schwarz	YBB623	20

ULTRA 300



- Leistungsstarkes Hartantifouling
- hartes, haltbares Finish
- geeignet zum Polieren und zur Nassreinigung
- schützt eine Saison
- geeignet für Salz- und Süßwasser
- hoher Bewuchsschutz
- verbesserte Farbtöne
- geeignet für GFK, Holz, Stahl und Blei

Art.-Nr.	Farbe	Farb-Nr.	Inhalt Liter
35.991.334	doverweiß	YBB728	5
35.991.335	marineblau	YBB724	5
35.991.336	schwarz	YBB723	5

UNI PRO 250



- Universelles Antifouling für Segelboote und Motorboote (bis zu 25kn).
- Bewuchsschutz für eine Saison
 - mittlerer Bewuchsschutz
 - verbesserte Farbtöne
 - für alle Untergründe, außer Aluminium
 - ersetzt Uni Pro EU

Art.-Nr.	Farbe	Farb-Nr.	Inhalt Liter
35.993.213	doverweiß	YBP160	5
35.993.214	doverweiß	YBP160	20
35.993.215	blau	YBP162	5
35.993.216	blau	YBP162	20
35.993.217	marineblau	YBP163	5
35.993.218	marineblau	YBP163	20
35.993.219	rot	YBP161	5
35.993.220	rot	YBP161	20
35.993.221	schwarz	YBP164	5
35.993.222	schwarz	YBP164	20

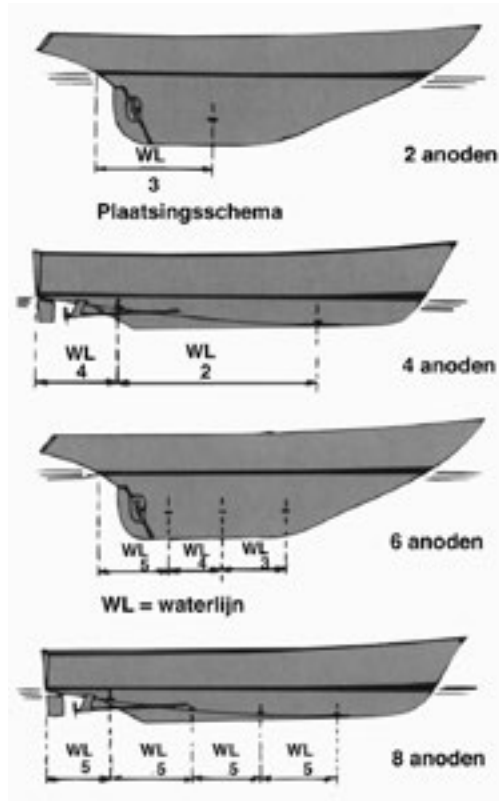
VERDÜNNER 910



- spezielle Spritzverdünnung
- Temperaturbereich 10-15°C

Art.-Nr.	Farb-Nr.	Inhalt Liter
35.990.490	YTA910	1
35.990.480	YTA910	5

ANODES



WHY ANODES ON YOUR SHIP?

All metallic components, such as screw, shaft and rudder can be affected under water. There is no metal that is completely immune to galvanic corrosion. Even the metals that are normally corrosion free, are composed of various metals. This combination causes corrosion. A protection by means of anodes is a "sacrificial protection system" because the anode sacrifices itself slowly. An anode that is not sacrificed, does not work!

LIFESPAN OF ANODES

The anode lifespan is dependent on many factors, such as the anode alloy, sailing area, paint damage, screw type, etc. Replacement is recommended once 70-80% of the anode is used.

SELECTING THE RIGHT ANODE

A ship can sail many different waters, but as a global rule of thumb for picking the right anode, you should assume the water that the ship is sailing in the most. For the different types of water there are different types of anodes that give the best galvanic protection.

ZINC ANODES: SALT WATER

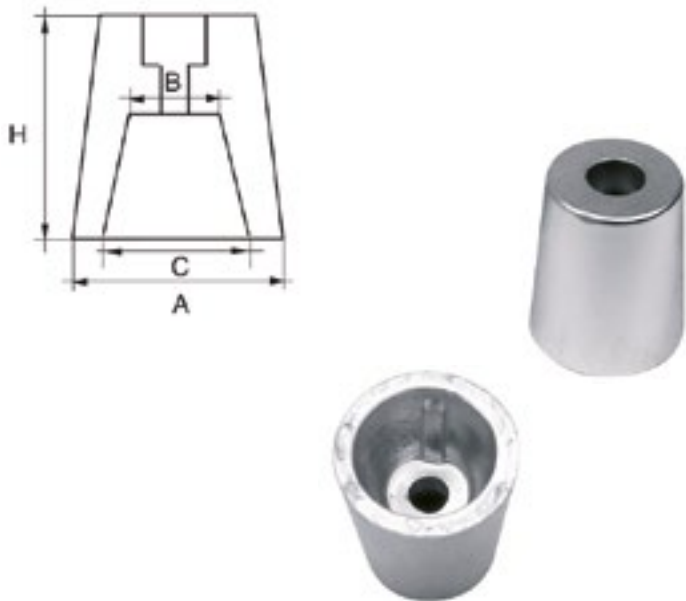
ALUMINIUM ANODES: FRESH AND BRACKISH WATER

MAGNESIUM ANODES: FRESH WATER

GUIDELINES FOR THE AMOUNT OF ANODES TO BE USED

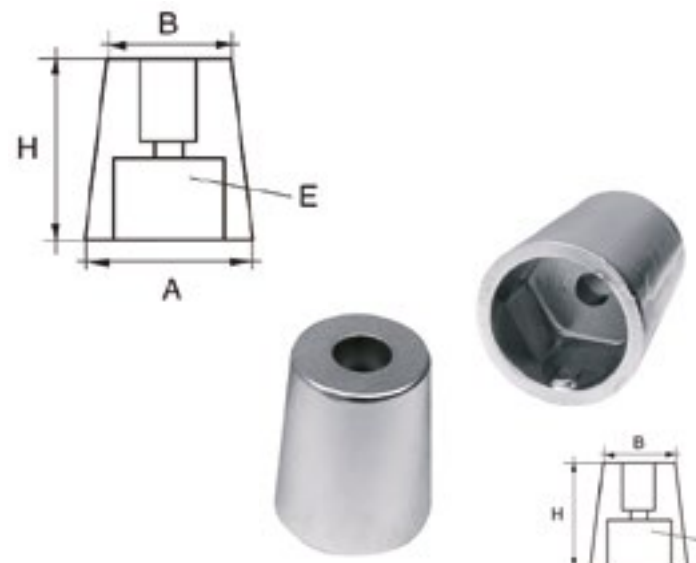
Surface m ²	Magnesium weight in kg	Aluminium weight in kg	Zinc weight in kg
5-10	0.5	0.5	5.5
10-20	1.5	1.0	9.5
20-30	2.5	1.5	15.0
30-40	3.0	2.0	20.0
40-50	4.5	2.5	25.0

SHAFT ANODE ZINC CONICAL



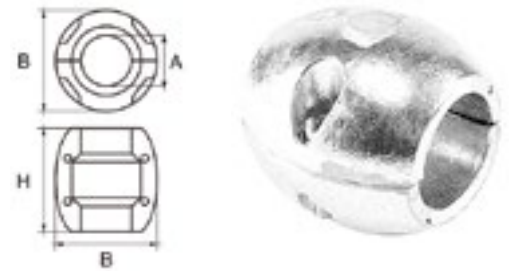
Art.no	Shaft Ø mm	A Ø mm	B Ø mm	E mm	H mm	Weight kg
45.805.025	25	32	16	25	39	0,2
45.805.030	30	44	21	32	52	0,3
45.805.035	35	44	24	37	52	0,4
45.805.040	40	49	27	42	65	0,5
45.805.045	45	59	31	48	74	0,6

SHAFT ANODE ZINC 6-SIDE



Art.no	Shaft Ø mm	A Ø mm	B Ø mm	E Ø mm	H mm	Weight kg
45.805.122	22-25	32	22	37	39	0,1
45.805.130	30	41	27	43	57	0,3
45.805.135	35	44	32	48	58	0,3
45.805.140	40	50	36	53	65	0,5
45.805.145	45	59	41	58	73	0,6

SHAFT ANODES BALL SHAPED



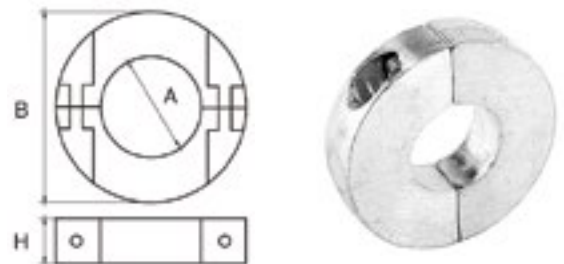
Zinc

Art.no	A Ø mm	B Ø mm	H mm	Weight kg
45.810.019	20	50	47	0,35
45.810.022	22	50	47	0,35
45.810.025	25	56	56	0,50
45.810.030	30	56	56	0,45
45.810.035	35	65	67	0,65
45.810.040	40	81		1,30
45.810.045	45	81	83	1,30
45.810.050	50	81	83	1,15

Aluminium

Art.no	A Ø mm	B Ø mm	H mm	Weight kg
45.813.022	22	50	47	0,15
45.813.025	25	56	56	0,19
45.813.030	30	56	56	0,21
45.813.035	35	65		0,27
45.813.040	40	81	83	0,55
45.813.045	45	81	83	0,48
45.813.050	50	81	83	0,43

SHAFT COLLAR ANODES FLAT SHAPED



Zinc

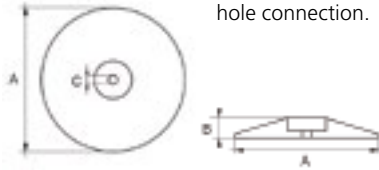
Art.no	A Ø mm	B Ø mm	H mm	Weight kg
45.812.020	20	60	15	0,22
45.812.025	25	60	15	0,20
45.812.028	28	60	15	0,19
45.812.030	30	60	15	0,18
45.812.035	35	74	18	0,35
45.812.040	40	74	18	0,32

Aluminium

Art.no	A Ø mm	B Ø mm	H mm	Weight kg
45.812.120	20	60	15	0,12
45.812.125	25	60	15	0,12
45.812.128	28	60	15	0,11
45.812.130	30	60	15	0,11
45.812.135	35	74	18	0,22
45.812.140	40	74	18	0,20

11 ANODES

ANODES ROUND SHAPED



Special for rudder blades, 1 hole connection.

Zinc

Art.no	A Ø mm	B mm	C Ø mm	Weight kg
45.830.050	50	12	8	0,13
45.830.070	70	17	8	0,27
45.830.090	90	20	8	0,50

Aluminium

Art.no	A Ø mm	B mm	C Ø mm	Weight kg
45.830.190	90	25	8	0,27

ZINC ANODES WITH STRIP

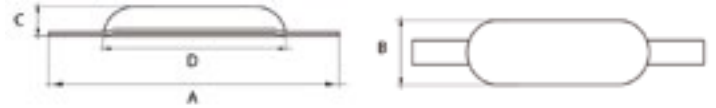


Most often zinc anodes are used, but they give an outstanding performance in salt water only.



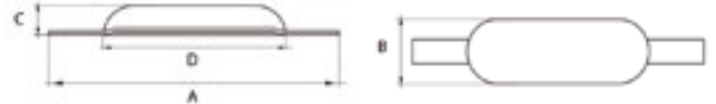
Art.no	A mm	B mm	C mm	D mm	Weight kg
45.800.005	190	60	20	100	0,60
45.800.010	190	60	28	110	1,00
45.800.018	320	65	30	180	1,80
45.800.030	250	90	40	150	3,00

ALUMINIUM ANODES



Art.no	A mm	B mm	C mm	D mm	Weight kg
45.802.006	190	60	28	110	0,60
45.802.010	300	70	25	200	1,00
45.802.018	300	90	35	200	1,80

MAGNESIUM ANODES

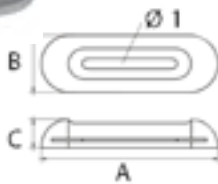


Art.no	A mm	B mm	C mm	D mm	Weight kg
45.840.001	190	60	28	110	0,30
45.840.002	300	65	30	180	0,75
45.840.003	390	80	40	290	1,30
45.840.004	390	90	30	290	1,80

ANODES WITH SCREW



Ref. 1



Zinc

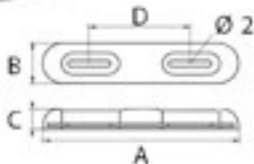
Art.no	Ref.	A mm	B mm	C mm	D mm	Ø 1 mm	Ø 2 mm	Weight kg
45.800.014	1	200	65	35	-	12 x 110	-	1,20
45.800.022	2	320	65	35	160	-	12 x 65	2,40

Aluminium

Art.no	Ref.	A mm	B mm	C mm	D mm	Ø 1 mm	Ø 2 mm	Weight kg
45.802.007	1	200	65	35	-	12 x 110	-	0,55
45.802.011	2	320	65	35	160	-	12 x 65	1,00



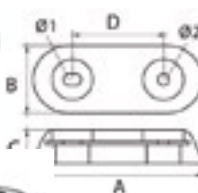
Ref. 2



Magnesium

Art.no	Ref.	A mm	B mm	C mm	D mm	Ø 1 mm	Ø 2 mm	Weight kg
45.840.005	1	200	65	35	-	12 x 110	-	0,40
45.840.007	2	320	65	35	160	-	12 x 65	0,70

ANODES TYPE VETUS



Zinc

Art.no	Type	A mm	B mm	C mm	D mm	Ø 1 mm	Ø 2 mm	Weight kg
45.800.001	Vetus Typ 15	150	60	25	80	11 x 15	11	1,00
45.800.002	Vetus Typ 25	250	65	28	140	11 x 15	11	2,40

Aluminium

Art.no	Type	A mm	B mm	C mm	D mm	Ø 1 mm	Ø 2 mm	Weight kg
45.800.003	Vetus Typ 15	150	60	25	80	11 x 15	11	0,45
45.800.004	Vetus Typ 25	250	65	28	140	11 x 15	11	1,00

12



Inflatable Boats and Accessories



12 TALAMEX INFLATABLE BOATS

TALAMEX AQUALINE: AFFORDABLE QUALITY



An affordable boat, suitable for young and old with a trustworthy standard equipment. That's where the Aqualine stands for.

The Talamex Aqualine models are complete boats with a basic equipment manufactured of 0,7mm durable and high quality 1100 decitex PVC fabric. The boats are equipped with an adjustable wooden seatbench, SS lifting and towing eyes and aluminium oars. In the standard package of the boats is among other: a repair kit, double-action handpump, fuel tank strap*, mooring line and a packing bag. The boats have 2 year warranty and all Talamex boats are CE certified by the Dutch Marine Inspection, making them meet all European requirements!

*except QLS series

A varied selection

- QLS slatted floor: without inflatable keel, easy to roll-up, small packed and quick to set-up
- QLA air-floor: the inflatable floor and keel create a V-shaped floor which give the boat excellent sailing and rowing qualities. Lightweight, small packed and quicks to set-up
- QLX aluminium floor: with inflatable keel and aluminium floor which provides great strength, stability and robustness, perfect for planing

AQUALINE QLS SLATTED FLOOR



- Slatted floor
- Quick to set-up
- Lightweight
- Easy to roll-up and therefore small packed



Art. no.	Boat type	Size L x W (cm)	Max. load capacity (kg)	Max. engine KW/HP	Max. engine weight (kg)	Max. passengers (+1=child)	Number of air chambers	Diameter tubes (cm)	Weight incl. oars (kg)	Transom height	Package size boat (cm)
85.909.000	QLS200	200 x 134	300	1.8/2.5	20	2	3	36	18	Short	93 x 47 x 20
85.909.030	QLS230	230 x 134	325	2.9/4.0	25	2 + 1	3	36	20	Short	98 x 45 x 25
85.909.050	QLS250	250 x 152	350	3.7/5.0	30	2 + 1	3	42	23	Short	98 x 50 x 25

AQUALINE QLA AIRFLOOR



- Air-floor with inflatable keel
- Quick to set-up
- Lightweight
- Easy to roll-up and therefore small packed
- V-shaped floor for excellent sailing qualities



Art. no.	Boat type	Size L x W (cm)	Max. load capacity (kg)	Max. engine KW/HP	Max. engine weight (kg)	Max. passengers (+1=child)	Number of air chambers	Diameter tubes (cm)	Weight incl. oars (kg)	Transom height	Package size boat (cm)
85.909.230	QLA230	230 x 134	350	2.9/4.0	30	2+1	3+1+1	36	26	Short	98 x 45 x 25
85.909.250	QLA250	250 x 152	400	4.4/6.0	30	2+1	3+1+1	42	28	Short	98 x 50 x 25
85.909.270	QLA270	270 x 152	410	4.4/6.0	30	3	3+1+1	42	29	Short	100 x 52 x 21
85.909.300	QLA300	300 x 152	425	7.4/10.0	45	4	3+1+1	42	31	Short	100 x 51 x 24
85.909.350	QLA350	350 x 180	490	11.0/15.0	60	5	3+1+1	45	40	Short	112 x 50 x 21

AQUALINE QLX ALUMINIUM FLOOR



- Aluminium platform floor with inflatable keel
- Stiff, stable and robust
- V-shaped floor for excellent sailing qualities



Art. no.	Boat type	Size L x W (cm)	Max. load capacity (kg)	Max. engine KW/HP	Max. engine weight (kg)	Max. passengers (+1=child)	Number of air chambers	Diameter tubes (cm)	Weight incl. oars (kg)	Transom height	Package size boat (cm)
85.909.450	QLX250	250 x 152	400	4.4/6.0	30	2+1	3+1	42	32	Short	98 x 50 x 25
85.909.470	QLX270	270 x 152	410	4.4/6.0	30	3	3+1	42	40	Short	100 x 52 x 21
85.909.500	QLX300	300 x 152	425	7.4/10.0	45	4	3+1	42	46	Short	100 x 51 x 24
85.909.550	QLX350	350 x 180	490	11.0/15.0	60	5	3+1	45	56	Short	112 x 50 x 21

12 TALAMEX INFLATABLE BOATS

TALAMEX COMFORTLINE: QUALITY IS THE BASE



A well-equipped boat with excellent sailing characteristics for an honest price. That's where the Talamex Comfortline stands for.

The Talamex Comfortline distinguishes itself from the Aqualine by its thicker PVC fabric, wider bow and various features such as an overpressure relief valve, extra handles and luxurious oars. The Comfortline is manufactured of 0,9mm durable and high quality 1100 decitex PVC fabric. The boats are equipped with an overpressure relief valve, anti sprayflaps, adjustable aluminium seatbench, SS lifting and towing eyes and aluminium oars. In the standard package of the boats is among other: a repair kit, double-action handpump, fuel tank strap*, mooring line and a packing bag. The boats have 2 year warranty and all Talamex boats are CE certified by the Dutch Marine Inspection, making them meet all European requirements!

*except TLS and TLRA series

A varied selection

- TLS slatted floor: without inflatable keel, easy to roll-up, small packed and quick to set-up
- TLA air-floor: the inflatable floor and keel create a V-shaped floor which give the boat excellent sailing and rowing qualities. Lightweight, small packed and quicks to set-up
- TLX aluminium floor: with inflatable keel and aluminium floor which provides great strength, stability and robustness. Perfect for planing. The TLX comes standard with a stowbag for the floor panels
- TLRA Alu-Rib 270: with a fixed aluminium V-floor. Strong, lightweight, stable and highly manoeuvrable. Perfectly suitable for the davits

COMFORTLINE TLS SLATTED FLOOR



- Slatted floor
- Quick to set-up
- Lightweight
- Easy to roll-up and therefore small packed



Art. no.	Boat type	Size L x W (cm)	Max. load capacity (kg)	Max. engine KW/HP	Max. engine weight (kg)	Max. passengers (+1=child)	Number of air chambers	Diameter tubes (cm)	Weight incl. oars (kg)	Transom height	Package size boat (cm)
85.912.020	TLS200	200 x 134	300	1.8/2.5	20	2	3	36	21	Short	95 x 47 x 22
85.912.030	TLS230	230 x 134	325	2.9/4.0	25	2+1	3	36	23	Short	95 x 53 x 22

COMFORTLINE TLA AIR FLOOR



- Air-floor with inflatable keel
- Quick to set-up
- Lightweight
- Easy to roll-up and therefore small packed
- V-shaped floor for excellent sailing qualities



Art. no.	Boat type	Size L x W (cm)	Max. load capacity (kg)	Max. engine KW/HP	Max. engine weight (kg)	Max. passengers (+1=child)	Number of air chambers	Diameter tubes (cm)	Weight incl. oars (kg)	Transom height	Package size boat (cm)
85.912.230	TLA230	230 x 134	372	3.7/5.0	30	2+1	3+1+1	36	25	Short	97 x 58 x 24
85.912.250	TLA250	250 x 152	400	4.4/6.0	30	3+1	3+1+1	42	28	Short	100 x 54 x 25
85.912.300	TLA300	300 x 152	465	11.0/15.0	50	4	3+1+1	42	37	Short	102 x 55 x 24
85.912.350	TLA350	350 x 172	696	14.7/20.0	60	5	3+1+1	45	46	Short	116 x 60 x 30

COMFORTLINE TLX ALUMINIUM FLOOR



- Aluminium platform floor with inflatable keel
- Stiff, stable and robust
- V-shaped floor for excellent sailing qualities



Art. no.	Boat type	Size L x W (cm)	Max. load capacity (kg)	Max. engine KW/HP	Max. engine weight (kg)	Max. passengers (+1=child)	Number of air chambers	Diameter tubes (cm)	Weight incl. oars (kg)	Transom height	Package size boat (cm)
85.912.450	TLX250	250 x 152	400	4.4/6.0	30	3+1	3+1	42	35	Short	100 x 54 x 25
85.912.500	TLX300	300 x 152	465	11.0/15.0	50	4	3+1	42	49	Short	102 x 55 x 24
85.912.550	TLX350	350 x 172	696	14.7/20.0	60	5	3+1	45	59	Short	116 x 60 x 30

COMFORTLINE TLRA ALU-RIB 270



- Rigid aluminium V-floor
- Manoeuvrable, lightweight, strong and stable
- Perfectly suitable for the davits



Art. no.	Boat type	Size L x W (cm)	Max. load capacity (kg)	Max. engine KW/HP	Max. engine weight (kg)	Max. passengers (+1=child)	Number of air chambers	Diameter tubes (cm)	Weight incl. oars (kg)	Transom height	Package size boat (cm)
85.912.771	TLRA270	270 x 163	370	7.4/10.0	45	3+1	3	42	38	Short	220 x 100 x 50

12 TALAMEX INFLATABLE BOATS

TALAMEX HIGHLINE: QUALITY IS LEADING



Enjoying luxury and comfort in a premium boat. That's the Highline.

The Talamex Highline is manufactured of 0,9mm German Valmex® Mehler PVC fabric, the best quality available. Also, the PVC is thermal welded which fuses the PVC together and extends the boat's lifetime significantly. The boats are equipped with many unique features and the best European accessories. The Highline comes with a Bravo overpressure relief valve, anti sprayflaps, adjustable aluminium seatbenches*, SS lifting and towing eyes, Bravo hard handles**, anti-skid pads on the airfloor and telescopic aluminium oars. Additionally, the transom is virtually maintenance free as it is vinyl laminated. Moreover, the Highline is perfect for the davits as it has two SS lifting eyes in the transom and lifting D-rings on the inside of the boat. In the standard package of the boats is among other: a boatcover, repair kit, double-action handpump, fuel tank strap, mooring line and a packing bag. The boats have 3 year warranty and all Talamex boats are CE certified by the Dutch Marine Inspection, making them meet all European requirements!

* HLX400 standard comes with 2 aluminium seatbenches

** except HXL series

A varied selection

- HXL X-Light: with air-floor and clearly the lightest in the Highline range, a number of features have been skipped to ease the user friendliness and save weight
- HLA air-floor: the inflatable floor and keel create a V-shaped floor which give the boat excellent sailing and rowing qualities. Lightweight, small packed and quick to set-up
- HLX aluminium floor: with inflatable keel and aluminium floor which provides great strength, stability and robustness. Perfect for planing. The HLX comes standard with a stowbag for the floor panels

HIGHLINE HXL X-LIGHT



- Extra light due to its thinner rubbing strake and skipped handles
- Air-floor with inflatable keel
- Quick to set-up
- Lightweight
- Easy to roll-up and therefore small packed
- V-shaped floor for excellent sailing qualities



Art. no.	Boat type	Size L x W (cm)	Max. load capacity (kg)	Max. engine KW/HP	Max. engine weight (kg)	Max. passengers (+1=child)	Number of air chambers	Diameter tubes (cm)	Weight incl. oars (kg)	Transom height	Package size boat (cm)
85.913.195	HXL195	195 x 143	360	2.6/3.5	20	2	3+1+1	42	21	Short	90 x 43 x 20
85.913.230	HXL230	230 x 145	380	2.6/3.5	20	3	3+1+1	42	24	Short	90 x 46 x 21
85.913.250	HXL250	250 x 145	400	2.9/4.0	25	3	3+1+1	42	26	Short	98 x 57 x 22
85.913.275	HXL275	275 x 145	600	4.4/6.0	40	4	3+1+1	42	28	Short	98 x 65 x 28

HIGHLINE HLA AIR-FLOOR



- Air-floor with inflatable keel
- Quick to set-up
- Lightweight
- Easy to roll-up and therefore small packed
- V-shaped floor for excellent sailing qualities



Art. no.	Boat type	Size L x W (cm)	Max. load capacity (kg)	Max. engine KW/HP	Max. engine weight (kg)	Max. passengers (+1=child)	Number of air chambers	Diameter tubes (cm)	Weight incl. oars (kg)	Transom height	Package size boat (cm)
85.914.230	HLA230	230 x 145	460	3.7/5.0	35	3	3+1+1	42	29	Short	90 x 46 x 21
85.914.250	HLA250	250 x 145	480	4.4/6.0	40	3+1	3+1+1	42	32	Short	98 x 57 x 22
85.914.300	HLA300	300 x 170	700	11.0/15.0	50	5	3+1+1	45	40	Short	115 x 57 x 22
85.914.350	HLA350	350 x 170	750	14.7/20.0	60	6	3+1+1	45	46	Short	113 x 60 x 25

HIGHLINE HLA AIR-FLOOR - LIMITED EDITION



Our well known Talamex Highline Air-floor boat in a robust storm-grey color.



Art. no.	Boat type	Size L x W (cm)	Max. load capacity (kg)	Max. engine KW/HP	Max. engine weight (kg)	Max. passengers (+1=child)	Number of air chambers	Diameter tubes (cm)	Weight incl. oars (kg)	Transom height	Package size boat (cm)
85.914.530	HLA230 LE	230 x 145	460	3.7/5.0	35	3	3+1+1	42	29	Short	90 x 46 x 21
85.914.550	HLA250 LE	250 x 145	480	4.4/6.0	40	3+1	3+1+1	42	32	Short	98 x 57 x 22
85.914.600	HLA300 LE	300 x 170	700	11.0/15.0	50	5	3+1+1	45	40	Short	115 x 57 x 22
85.914.650	HLA350 LE	350 x 170	750	14.7/20.0	60	6	3+1+1	45	46	Short	113 x 60 x 25

12 TALAMEX INFLATABLE BOATS

HIGHLINE HLX ALUMINIUM FLOOR



- Aluminium platform floor with inflatable keel
- Stiff, stable and robust
- V-shaped floor for excellent sailing qualities
- A separate stowbag for the aluminium floor comes standard
- All stringers are numbered separately for easy mounting

Art. no.	Boat type	Size L x W (cm)	Max. load capacity (kg)	Max. engine KW/HP	Max. engine weight (kg)	Max. passengers (+1=child)	Number of air chambers	Diameter tubes (cm)	Weight incl. oars (kg)	Transom height	Package size boat (cm)
85.915.250	HLX250	250 x 145	480	4.4/6.0	40	3+1	3+1	42	42	Short	98 x 57 x 22
85.915.300	HLX300	300 x 170	700	11.0/15.0	50	5	3+1	45	53	Short	115 x 57 x 22
85.915.350	HLX350	350 x 170	750	14.7/20.0	60	6	3+1	45	62	Short	113 x 60 x 25
85.915.400	HLX400	400 x 200	1100	22.1/30.0	90	8+1	3+1	50	72	Short	135 x 77 x 36

HIGHLINE HLX ALUMINIUM FLOOR - LIMITED EDITION



Our well known Talamex Highline aluminium floor boat in a robust storm-grey color.



Art. no.	Boat type	Size L x W (cm)	Max. load capacity (kg)	Max. engine KW/HP	Max. engine weight (kg)	Max. passengers (+1=child)	Number of air chambers	Diameter tubes (cm)	Weight incl. oars (kg)	Transom height	Package size boat (cm)
85.915.600	HLX300 LE	300 x 170	700	11.0/15.0	50	5	3+1	45	53	Short	115 x 57 x 22
85.915.650	HLX350 LE	350 x 170	750	14.7/20.0	60	6	3+1	45	62	Short	113 x 60 x 25

TALAMEX GREENLINE: IDEAL INFLATABLE BOATS FOR THE SPORT FISHERMAN



For the sport fisherman among us, these inflatable boats are the ideal companion to become one with nature.

The Talamex Greenline models are manufactured of dark-green 0,7mm durable and high quality 1100 decitex PVC fabric. The GLS, GLA and GLW series are equipped with an overpressure relief valve, adjustable wooden seatbench, SS lifting and towing eyes and aluminium oars. In the standard package of the boats is among other: a repair kit, double-action handpump, fuel tank strap*, mooring line** and a packing bag. The bellyboat allows you to become one with the elements and get ready for fishing quickly. The bellyboat is compact, can optionally be equipped with an electric outboard engine and comes with many accessories. The boats have 2 year warranty and all Talamex boats are CE certified by the Dutch Marine Inspection, making them meet all European requirements!

* except GLS160 and GLB170

** except GLB170

A varied selection

- GLB170 bellyboat: compact, quick to set-up and equipped with many accessories
- GLS160 slatted floor: without inflatable keel, easy to roll-up, small packed and quick to set-up
- GLA250 air-floor: the inflatable floor and keel create a V-shaped floor which give the boat excellent sailing and rowing qualities. Lightweight, small packed and quicks to set-up
- GLW300 wooden floor: with inflatable keel and wooden floor which provides great strength, stability and robustness

GREENLINE GLS160 SLATTED FLOOR



- Slatted floor
- Quick to set-up
- Lightweight
- Easy to roll-up and therefore small packed
- Despite the small size of 160cm, the boat has - thanks to the transom placed far behind - more interior space than other boats in its class



Art. no.	Boat type	Size L x W (cm)	Max. load capacity (kg)	Max. engine KW/HP	Max. engine weight (kg)	Max. passengers (+1=child)	Number of air chambers	Diameter tubes (cm)	Weight incl. oars (kg)	Transom height	Package size boat (cm)
85.911.060	GLS160	160 x 131	200	1.8/2.5	20	1	3	34	18	Short	93 x 45 x 20

12 TALAMEX INFLATABLE BOATS

GREENLINE GLB170 BELLYBOAT



- Very compact
- Great movability and can be deployed everywhere
- Perfect seating position and stability
- Besides the standard package, the bellyboat is equipped with a transom for electrical outboard engine, rod holder, platform/holder for fishfinder, shoulder straps and two side pockets

Art. no.	Type	Dim. L x W (cm)	Max. load weight kg	Max. persons (+1=child)	Nr. of air chambers	Tube Ø cm	Weight incl. paddles kg	Paking size (cm)
85.911.170	GLB170	170 x 116	160	1	3+1+1	34,5	17	75 x 50 x 35

GREENLINE GLA250 AIR-FLOOR



- Air-floor with inflatable keel
- Quick to set-up
- Lightweight
- Easy to roll-up and therefore small packed
- V-shaped floor for excellent sailing qualities

Art. no.	Boat type	Size L x W (cm)	Max. load capacity (kg)	Max. engine KW/HP	Max. engine weight (kg)	Max. passengers (+1=child)	Number of air chambers	Diameter tubes (cm)	Weight incl. oars (kg)	Transom height	Package size boat (cm)
85.911.250	GLA250	250 x 152	400	4.4/6.0	30	2+1	3+1+1	42	28	Short	98 x 50 x 25

GREENLINE GLW300 WOODEN FLOOR



- Wooden platform floor with inflatable keel
- Stiff, stable and robust
- V-shaped floor for excellent sailing qualities

Art. no.	Boat type	Size L x W (cm)	Max. load capacity (kg)	Max. engine KW/HP	Max. engine weight (kg)	Max. passengers (+1=child)	Number of air chambers	Diameter tubes (cm)	Weight incl. oars (kg)	Transom height	Package size boat (cm)
85.911.500	GLW300	300 x 152	425	7.4/10.0	45	4	3+1	42	49	Short	100 x 51 x 24

TALAMEX SUPERLIGHT: COMPACT AND COMFORTABLE



Lightweight, compact packing size and easy to set-up. That's where the Talamex Superlight stands for.

The Talamex Superlight models are manufactured of 0,55mm German Valmex® Mehler PVC fabric, the best quality available. The boats are perfectly fit for Talamex electric outboard engines. And even though the boats are lightweight, they are still allowed to carry a 4HP or 5HP engine. The Talamex Superlight's hull and high pressure air-floor are attached into 1 piece. In this way the boat is even easier to set-up. This also allows to boat to be compactly packed and is therefore easy to transport and stow. The boat has a flat floor and no air keel. Moreover, due its black colour, the Talamex Superlight is a true eyecatcher on lakes and canals. The Talamex Superlight is equipped with SS lifting and towing eyes. With its aluminium seatbench and oars, the boat is perfect for rowing and the ideal ship-to-shore tender. In the standard package of the boats is among other: a repair kit, double-action handpump, mooring line and a packing bag. The boats have 2 year warranty and all Talamex boats are CE certified by the Dutch Marine Inspection, making them meet all European requirements!

TALAMEX SUPERLIGHT SLA



Art. no.	Boat type	Size L x W (cm)	Max. load capacity (kg)	Max. engine KW/HP	Max. engine weight (kg)	Max. passengers (+1=child)	Number of air chambers	Diameter tubes (cm)	Weight incl. oars (kg)	Transom height	Package size boat (cm)
85.902.230	SLA230	230 x 132	325	2,9/4	25	2	2+1	32	14,1	Short	90 x 40 x 28
85.902.250	SLA250	250 x 136	425	3,7/5	25	3	3+1	34	14,7	Short	96 x 50 x 30

12 TALAMEX INFLATABLE BOATS

TALAMEX HEAVY DUTY: THE ROBUST POWERHOUSE



A robust boat built strong for hard conditions, bigger loads and higher HPs. The Talamex Heavy Duty is up for the task!

The Talamex Heavy Duty HDX models are characterized by its strong 1,2mm 2000 decitex PVC fabric which significantly extends the boat's lifetime and makes it up for every task. The extra wide air chambers result in higher stability and the Talamex Heavy Duty has excellent sailing characteristics due to its inflatable keel. Its aluminium floor, anti sprayflaps, overpressure relief valve and long lifeline make the boat bold and the perfect rescue, fishing and diving companion. The boat is equipped with SS lifting and towing eyes, aluminium paddles and two adjustable aluminium seatbenches. All stringers are numbered separately for easy mounting. In the standard package of the boats is among other: a repair kit, double-action handpump, fuel tank strap, mooring line and a packing bag for both the boat and floor panels. The boats have 2 year warranty and all Talamex boats are CE certified by the Dutch Marine Inspection, making them meet all European requirements!

HEAVY DUTY HDX ALUMINIUM FLOOR



Art. no.	Boat type	Size L x W (cm)	Max. load capacity (kg)	Max. engine KW/HP	Max. engine weight (kg)	Max. passengers (+1=child)	Number of air chambers	Diameter tubes (cm)	Weight incl. oars (kg)	Transom height	Package size boat (cm)
85.907.400	HDX400	400 x 194	850	22.1/30	90	6	3+1	52	109	Short	175 x 74 x 40
85.907.450	HDX450	450 x 194	1000	29.4/40	100	8	3+1	52	123	Short	175 x 74 x 43

TALAMEX SILVERLINE: STRONG AND ROBUST ALUMINIUM RIB



Sporty sailing and enjoying a highly manoeuvrable boat with excellent sailing characteristics. That's where the Talamex Silverline is made for.

The Talamex Silverline is manufactured of 0,9mm durable and high quality 1100 decitex PVC fabric in combination with a 2,5mm thick aluminium hull. The advantage of an aluminium hull in addition to the strength and stiffness of aluminium is also the low weight. This makes the boat very manoeuvrable, fast and manageable. All Talamex Silverlines feature a bowlocker with fueltank strap and have a flat floor which have been finished with anti-skid pads. The special powdercoating ensures a high-quality appearance and makes the hull almost maintenance free. The boats are equipped with many unique features and the best European accessoires. The Talamex Silverline is equipped with a Bravo overpressure relief valve, telescopic aluminium oars, adjustable aluminium seatbench, SS towing eyes and both hard and soft handles. Moreover, the six aluminium welded lifting eyes make the boat perfect for the davits. With the Talamex aluminium steering consoles, you can customize your boat for extra comfort. In the standard package of the boats is among other: a seatcushion, repair kit, double-action handpump, fueltank strap. The boats have 2 year warranty and all Talamex boats are CE certified by the Dutch Marine Inspection, making them meet all European requirements!

SILVERLINE ALU-RIB



Art. no.	Boat type	Size L x W (cm)	Max load capacity (kg)	Max. engine KW/HP	Recommended engine KW/HP	Max. engine weight (kg)	Max. passengers	Number of air chambers	Diameter tubes (cm)	Weight incl. oars (kg)	Transom height
85.908.270	SLR270	270 x 163	370	7,4/10	6,0/8	45	4	3	42	45	Short
85.908.290	SLR290	290 x 163	480	11,0/15	7,5/10	50	4	3	42	52	Short
85.908.310	SLR310	310 x 163	550	14,7/20	7,5/10	60	5	3	42	60	Short
85.908.350	SLR350	350 x 163	680	18,4/25	11,0/15	80	6	3	42	69	Short

12 TALAMEX INFLATABLE BOATS

TALAMEX S-LINE: COMFORTABLE SAILING IN A PREMIUM ALUMINIUM-RIB



Luxurious and comfortable sailing in a premium aluminum RIB. That's where the S-Line stands for.

The Talamex S-Line is manufactured of 0,9mm German Valmex® Mehler PVC fabric, the best quality available. Also, the PVC is thermal welded which fuses the PVC together and extends the boat's lifetime significantly. This RIB is created with an extra wide, 3mm thick aluminium hull. The advantage of an aluminium hull in addition to the strength and stiffness of aluminium is also the low weight. This makes the boat very manoeuvrable, fast and manageable. The S-Line features a bowlocker with fuel tank strap and has a double-wall flat floor which is finished with high quality teak-look EVA foam for a premium look and feel. On the bow is equipped with a bow-step with anchor roll which simplifies boarding and anchoring. The special powdercoating ensures a high-quality appearance and makes the hull almost maintenance free. The S-Line is equipped with many unique features and the best European accessories. The S-Line comes with two Bravo overpressure relief valves, telescopic aluminium paddles, SS towing eyes and both hard and soft handles. In addition, the six aluminium welded lifting eyes make the boat perfect for the davits. The S-Line is delivered including a special console and matching bow cushion. In the standard package of the boats is among other: a repair kit, double-action handpump, pressure gauge and fuel tank strap. The boats have 3 year warranty. The Talamex S-Line is certified by EMCI CE gecertificeerd so it meets all European requirements.

S-LINE ALUMINIUM-RIB



Art. no.	Boat type	Size L x W (cm)	Max load capacity (kg)	Max. engine KW/HP	Recommended engine KW/HP	Max. engine weight (kg)	Max. passengers	Number of air chambers	Diameter tubes (cm)	Weight incl. oars (kg)	Transom height
85.908.380	SLN380	380 x 185	690	22,1/30	22,1/30	90	6	4	46	143	Long

ALUMINIUM CONSOLES FOR ALUMINIUM-RIBS



Talamex consoles offer the possibility to upgrade your RIB into a console boat. The aluminium consoles are 2mm thick, white powdercoated and are delivered with leather-look cushions. The consoles come without steering wheel, hub and remote.

CONSOLE



Classy console available as 1- and 2-person. Kit comprises of a seatbench and steering-arm/steeringconsole. Underneath the seat you'll find a compartment, ideal for a cool box, accessories and/or a fuel tank.



Art.no	Description	Suitable for	Width seat cm	Width seatbox cm	Height seatbox cm	Length console cm	Height console cm	Weight kg
85.908.900	1-person console FCT725	SLR310 and larger and S-Line	72,5	72,5	45	91,5	82	25
85.908.901	2-person console FCT880	SLR310 and larger and S-Line	88,0	72,5	45	95,0	85	27
85.908.907	3-person console S-Line	S-Line	90,0	90,0	42	depends on assembly	89	41

JOCKEYSEAT CONSOLE



Jockey console with a sporty look suitable for 1-person. This console includes an inspection hatch and underneath the seat you'll find a compartment, ideal for a cool box, accessories and/or a fuel tank. Both the steering area and backrest have a handle for extra grip.



Art.no	Description	Suitable for	Width seat cm	Width seatbox cm	Height seatbox cm	Length console cm	Height console cm	Weight kg
85.908.902	Jockeyseat console SU400	SLR350 and larger and S-Line	27	27	40	116	91	25

STEERING CONSOLE



Steering console with frontseat that can be combined with seatbenches in multiple sizes. This console includes two inspection hatches and underneath the frontseat you'll find a compartment, ideal for a cool box, accessories and/or a fuel tank. Also the seatbenches feature a compartment under the seat. On top of the steering console there is a handle for extra grip.



Art.no	Description	Suitable for	Width seat cm	Width seatbox cm	Height seatbox cm	Length console cm	Height console cm	Weight kg
85.908.904	Steering console with frontseat SU400	SLR350 and larger and S-Line	40,0	40,0	36	depends on assembly	89	17,0
85.908.903	1-person seatbench FCT550 for steering console	i.c.w steering console	55,0	55,0	45	depends on assembly	78	15,6
85.908.906	1-person seatbench FCT725 for steering console	i.c.w steering console	72,5	72,5	50	depends on assembly	83	18,0
85.908.905	2-person seatbench FCT880 for steering console	i.c.w steering console	88,0	72,5	50	depends on assembly	83	20,7

12 INFLATABLE BOAT SPARE PARTS AND ACCESSORIES

SLIDUNG DRAINVALVES AND DRAIN PLUGS



Art.no	Description	For Talamex models
85.922.017	Sliding drainvalve 18mm grey	Comfortline / Highline 195-275
85.922.020	Sliding drainvalve 18mm black	Aqualine / Greenline / Highline Limited Edition / Superlight 160-250
85.922.018	Sliding drainvalve 24mm grey	Comfortline / Highline 300
85.922.021	Sliding drainvalve 24mm black	Aqualine / Highline Limited Edition / Greenline 270-300
85.922.019	Sliding drainvalve 36mm grey	Comfortline / Highline 350-400
85.922.022	Sliding drainvalve 36mm black	Aqualine / Highline Limited Edition / Heavy-Duty 350-500
85.919.250	Drain plug with housing/fitting white	Silverline / TLRA / S-Line
85.922.023	Drain plug white	Silverline / TLRA / S-Line

OARLOCKS AND GLUE PADS



Art.no	Description	For Talamex models
85.912.603	Oarlock with glue-pad grey	Aqualine
85.922.001	Oarlock with glue-pad grey	Comfortline / TLRA
85.919.159	Oarlock with glue-pad black	Greenline
85.922.182	Oarlock with glue-pad black	Superlight
85.919.007	Glue-pad without oarlock grey	Highline / Silverline
85.922.259	Glue-pad without oarlock black	Highline Limited Edition
85.919.096	Oarlock (pair) grey	Highline / Silverline
85.922.260	Oarlock (pair) black	Highline Limited Edition

TRANSOM/ENGINE PLATES



Art.no	Description	For Talamex models
85.922.153	Engine plate inside transom grey	Comfortline / Highline
85.922.045	Engine plate inside transom black	Aqualine / Greenline / Superlight / Highline Limited Edition
85.922.044	Engine plate outside transom large black	Aqualine 350-500 / Highline Limited Edition 350
85.922.152	Engine plate outside transom large grey	Comfortline 350 / Highline 300-400
85.922.043	Engine plate outside transom small black	Aqualine and Greenline till 300 / Superlight
85.922.151	Engine plate outside transom small grey	Comfortline till 300 / Highline till 275
85.922.221	Engine plate outside transom large black	Heavy-Duty
85.919.300	Engine plate outside transom molded grey	Silverline / TLRA
85.922.158	Alu engine plate inside transom grey	Silverline / TLRA / S-Line
85.922.220	Alu engine plate inside transom black	Heavy-Duty

AIR AND OVERPRESSURE RELIEF VALVES



Art.no	Description	For Talamex models
85.922.042	Overdrukventiel Bravo	Highline / Silverline / S-Line / Platform leisure
85.922.004	Pressure relief valve grey	Comfortline / TLRA
85.922.207	Pressure relief valve black	Greenline / Heavy-Duty
85.922.007	Airvalve grey Bravo	Highline / S-Line
85.922.261	Airvalve black Bravo	Highline limited edition
85.922.005	Airvalve grey standard	Comfortline / Silverline / TLRA / Platforms
85.922.006	Airvalve black standard	Aqualine / Greenline / Superlight / Heavy-Duty
85.922.150	Airvalve key Bravo	Highline / S-Line
85.922.102	Airvalve key standard	all except Highline / S-Line



PACKING/CARRYING BAG FOR INFLATABLE BOAT



Grey packing/carrying bag with SS D-rings for inflatable boats.

Art.no	For Talamex models
85.922.035	Aqualine / Comfortline / Highline / Greenline / Superlight 160-230cm
85.922.036	Aqualine / Comfortline / Highline / Greenline / Superlight 250-300cm
85.922.037	Aqualine / Comfortline / Highline 350cm
85.922.184	Highline / Heavy-Duty 400-500cm



PACKING/CARRYING BAG FOR ALUMINIUM FLOOR PANELS



Grey packing/carrying bag with SS D-rings for aluminium floor panels.

Art.no	For Talamex models
85.922.223	Aqualine / Comfortline / Highline / Greenline 250-300cm
85.922.224	Aqualine / Comfortline / Highline 350cm
85.922.225	Highline / Heavy Duty 400cm
85.922.226	Heavy-Duty 450-500cm



BOWCUSHION ALUMINIUM-RIBS



Leather-look bowcushion to finish off your Silverline and S-Line aluminium-RIB.

Art.no	Description
85.922.192	70cm x 38cm x 6cm for Silverline aluminium RIB
85.922.256	64cm x 48cm x 6cm for S-Line aluminium RIB



12 TALAMEX INFLATABLE BOATS/INFLATABLE PLATFORMS

TALAMEX FUNLINE INFLATABLES




Talamex Funline inflatables are ideal for small recreational sailing trips and boating for both adults and children. The boats are delivered as complete set, including: paddle set, foot pump and repair kit.

The boats are manufactured of strong PVC and includes: row-locks around, grab line and air pressure indicator to use the boat on the right pressure. The boats are equipped with multiple air chambers for added security.



Art.no	Type	Dim. LxW cm	Max. person	Max. load weight kg	Weight boat kg
85.910.200	Funline 200	200 x 125	2 (1 adult + 1 child)	120	2,8
85.910.240	Funline 240	240 x 140	2 adults	165	4,2
85.910.280	Funline 280	280 x 150	3 (2 adults + 1 child)	250	7,1

TALAMEX FUNLINE ACCESSORIES AND SPARE PARTS



Art.no	Description
85.910.401	Talamex Funline oars (pair)
85.910.402	Talamex Funline footpump
85.910.403	Talamex Funline/Funtube valve (Boston valve)

AIR-DOCK WORK INFLATABLE PLATFORM



Yacht maintenance has never been easier. With the Talamex Air-Dock inflatable platform for work purposes you can easily polish, varnish, clean and varnish alongside your ship. With its 4 metres length and 2 metres width, the platform is perfect for working with an entire team. The island is manufactured of 0,7mm single-layer drop-stitch PVC. The 20cm height prevents waves from rolling over the platform. By means of the eight soft handles on the sides, the platform is easy to move and the four SS D-rings on the corners provide the ability to connect multiple platforms. On the bottom you'll find four wateranchors/ballastbags, these ensure stability and keep the platform at its place. Also on the bottom a SS D-ring is placed for attaching an anchorline. In the standard package is among other: a repair kit, high-pressure hand pump with pressure gauge, two connection straps and a packing bag.

Art.no	Description	Length cm	Width cm	Height cm	Max. load capacity kg	Max. persons	Weight kg	Packing size cm
85.901.000	Air-Dock work	400	200	20	700	5	36	70 x 50 x 30

AIR-DOCK LEISURE INFLATABLE PLATFORM



Have you always dreamt of owning a private island? The Talamex Air-Dock leisure inflatable platform makes this wish come true. With its 4 metres length and 2 metres width, the platform has excellent dimensions for enjoying the water with a group. The island is manufactured of 0,7mm single-layer drop-stitch PVC. The 20cm height prevents waves from rolling over the platform. The top is finished off with teak-look EVA foam which provides great grip and gives a luxurious look. By means of the eight soft handles on the sides, the platform is easy to move and the four SS D-rings on the corners provide the ability to connect multiple platforms. On the bottom you'll find four wateranchors/ballastbags, these ensure stability and keep the platform at its place. Also on the bottom a SS D-ring is placed for attaching an anchorline. Additionally the platform is equipped with a Bravo overpressure valve for extra security and two universal mounts for optionally adding a bathing ladder. In the standard package is among other: a repair kit, high-pressure hand pump with pressure gauge, two connection straps and a packing bag.

Comes without boarding ladder. For the foldable 4-steps aluminium boarding ladder, please see art. nr. 85.922.239.



Art.no	Description	Length cm	Width cm	Height cm	Max. load capacity kg	Max. persons	Weight kg	Packing size cm
85.901.100	Air-Dock leisure	400	200	20	700	5	38	210 x 50 x 30

SUP 10.6 ORIGINAL



The Talamex 10.6 Original is a 15 centimeter thick basic allround SUP developed for beginners up to the reasonably advanced SUP-pers with a maximum weight of about 100kg. The board is manufactured of single layer drop-stitch PVC and can be inflated up to 18PSI. The SUP is equipped with a soft handle, two SS D-rings and elastic for carrying baggage.

In the standard package is an telescopic paddle, backpack, high-pressure hand pump with pressure gauge, ankle-leash, removable fin and a repair kit.



Art.no	Length cm	Width cm	Thickness cm	Weight board kg	Weight inc. accessories kg	Max. load capacity kg	Recommended pressure PSI	Max. pressure PSI
85.912.920	320	81	15	13,5	18	130	15	18

12 TALAMEX SUP'S/TALAMEX FUN COLLECTION

SUP 7.6 WAVE



The Talamex 7.6 Wave is a 10 centimeter thick basic SUP developed for children up to 60kg. The board is manufactured of single layer drop-stitch PVC and can be inflated up to 18PSI. The SUP is equipped with two soft handles, two SS D-rings and elastic for carrying baggage.

In the standard package is an adjustable paddle, backpack, high-pressure hand pump with pressure gauge, ankle-leash, removable fin and a repair kit.

Art.no	Length cm	Width cm	Thickness cm	Weight board kg	Weight inc. accessories kg	Max. load capacity kg	Recommended pressure PSI	Max. pressure PSI
85.912.940	232	60	10	8	12	60	15	18

SUP 10.6 COMPASS



The Talamex 10.6 Compass is a 15 centimeter thick SUP developed for the experienced SUP-per with a maximum weight of about 100kg. The board is manufactured of double layer drop-stitch PVC, this extra PVC layer creates extra stiffness and extends the lifetime of the SUP significantly. The SUP is equipped with a soft handle, two SS D-rings and elastic for carrying baggage. The board can be inflated up to 18PSI.

In the standard package is an telescopic paddle, backpack, high-pressure hand pump with pressure gauge, ankle-leash, removable soft fin and a repair kit.

Art.no	Length cm	Width cm	Thickness cm	Weight board kg	Weight inc. accessories kg	Max. load capacity kg	Recommended pressure PSI	Max. pressure PSI
85.912.930	320	81	15	13,5	18	130	15	18

FUNTUBE FIRE, 1 PERSON



- Size 137cm (54")
- 420D nylon
- 24G PVC
- 2 handles
- 1 drain
- Boston valve
- Quick connector

Also order matching line 95.650.360 and Quick release 95.650.182.



Art.no	Description
95.650.341	Funtube Fire 1P

FUNTUBE FIRE SET, 1 PERSON



- Size 137cm (54")
- 420D nylon
- 24G PVC
- 2 handles
- 1 drain
- Boston valve
- Quick connector

Set contents: tube, pump, line and Quick release



Art.no	Description
95.650.342	Funtube Fire 1P Set

FUNTUBE FLASH, 1 PERSON



- Size 136cm x 141cm (53,5" x 55,5")
- 420D nylon
- 24G PVC
- 2 handles
- 1 drain
- Boston valve
- Quick connector

Also order matching line 95.650.360 and Quick release 95.650.182.



Art.no	Description
95.650.340	Funtube Flash 1P

FUNTUBE LIGHTNING, 1 PERSON



- Size 137cm x 89cm (54" x 35")
- 420D nylon
- 16G PVC
- 2 handles
- 1 drain
- Quick connector
- Full cover

Also order matching line 95.650.360 and Quick release 95.650.182.



Art.no	Description
95.650.344	Funtube Lightning 1P

FUNTUBE SPLASH, 1 PERSON



- Size 138cm (54")
- 420D nylon
- 24G PVC
- 4 handles
- 1 drain
- Boston valve
- Quick connector
- Full cover
- 3 neoprene pads

Also order matching line 95.650.360 and Quick release 95.650.182.



Art.no	Description
95.650.343	Funtube Splash 1P

FUNTUBE 2 FAST, 2 PERSONS



- Size 145cm x 193cm (57,1" x 76")
- 840D nylon
- 30G PVC
- 4 handles
- 1 drain
- Boston valve
- Quick connector

Also order matching line 95.650.360.



Art.no	Description
95.650.345	Funtube 2 Fast 2P

12 TALAMEX FUN COLLECTION

FUNTUBE ROCKET, 3 PERSONS



- Size 302cm (119")
- 840D nylon
- 30G PVC
- 3 handles
- 3 drains
- Boston valve
- Quick connector
- Full cover
- 3 neoprene pads

Also order matching line 95.650.361.



Art.no	Description
95.650.346	Funtube Rocket 3P

FUNTUBE CHILL & THRILL, 2 PERSONS



- Size 230cm x 152cm (51" x 60")
- 840D nylon
- 30G PVC
- 8 handles
- 2 drains
- Boston valve
- Quick connector
- Full cover
- 2 neoprene pads

Also order matching line 95.650.360.



Art.no	Description
95.650.347	Funtube Chill & Thrill 2P

FUNTUBE NO STRESS, 3 PERSONS



- Size 203cm x 302cm (80" x 119")
- 840D nylon
- 30G PVC
- 8 handles
- 2 drains
- Boston valve
- Quick connector
- Full cover
- 3 neoprene pads

Also order matching line 95.650.361.



Art.no	Description
95.650.348	Funtube No Stress 3P

KNEEBOARD ARROW



- Dimensions 131cm (52")
- Adjustable, 5cm width knee band
- Handle hook

Also order matching line 95.650.364.



Art.no	Description
95.650.357	Kneeboard Arrow

WAKEBOARD STARS SET



- Dimensions 139cm (55")
- Universal binding, suitable for any shoe size from size 36

Set including universal binding, board, line and carrying bag.



Art.no	Description
95.650.355	Wakeboard Stars Set

SKI STRIPES



- Size 170cm (69")
- Beginner ski
- Universal binding, suitable for any shoe size from size 36

Also order matching line 95.650.363



Art.no	Description
95.650.356	Ski Stripes

FUNTUBE LINE 1-2 PERSONS



- Length 15m
- Breaking load 1.080kg
- Floater



Art.no	Description
95.650.360	Funtube line 1-2 persons

FUNTUBE LINE 3-4 PERSONS



- Length 16,7m
- Breaking load 1.880kg
- Floater



Art.no	Description
95.650.361	Funtube line 3-4 persons

WAKEBOARD ROPE



- Length 22,5m
- Handle 39cm
- Rubber grip 30,5cm



Art.no	Description
95.650.362	Wakeboard rope

SKI ROPE



- Length 22,5m
- Handle 31cm
- Neoprene grip 22cm

Art.no	Description
95.650.363	Ski rope

KNEEBOARD ROPE



- Length 19m
- Handle 34cm
- Rubber grip 25,5cm

Art.no	Description
95.650.364	Kneeboard rope

QUICK RELEASE



- Funtube/ski closure incl. neoprene wristband and 130cm rope
- Not suited for multiperson funtubes

Art.no	Description
95.650.182	Quick release

Y-PIECE

- With sheave and line



Art.no	Description
83.206.000	Y-piece

WIDE VIEW SKI MIRROR - REAR VIEW MIRROR



- Large rear view mirror with panoramic view to the rear. The mirror gives a clear view with minimal distortion while waterskiing, wake boarding or general rear view mirror use. The mirror can be mounted to the dash or windshield.
- including bracket.
 - Dimensions 300mm x 100mm

Art.no	Description
83.301.001	Rear view mirror

REAR VIEW MIRROR

- Adjustable in any direction
- Dimensions 200mm x 95mm



Art.no	Description
83.301.000	Rear view mirror

ANCHOR LINE HOLDER FOR INFLATABLE BOAT



Glue-on anchor line holder for inflatable boat. Excluding glue.



Art.no	Dimensions cm
85.922.214	25 x 20 x 60

BRACKET FOR TROLLINGMOTOR BOW MOUNTING



Glue-on bracket for trollingmotor. Including 4 pads.

- Transom thickness 4cm
- Dimensions total 41cm x 26cm x 26cm
- Dimensions transom 15,7cm x 25,3cm x 4cm



Art.no	Colour
85.922.215	grey
85.922.240	black

REPAIR KITS TALAMEX INFLATABLE BOATS



Repair kit for PVC inflatable boats consisting of:

- Valve key
- 2 pieces PVC fabric



Art.no	Description
85.922.128	Repair kit Aqualine
85.922.138	Repair kit Comfortline
85.919.039	Repair kit Highline
85.922.257	Repair kit Highline limited edition
85.922.157	Repair kit Silverline
85.922.159	Repair kit Greenline
85.922.163	Repair kit Heavy-Duty
85.922.178	Repair kit Superlight
85.922.251	Repair kit S-Line
85.922.241	Repair kit Inflatable platform
85.922.246	Repair kit SUP Original
85.922.285	Repair kit SUP Compass
85.922.286	Repair kit SUP Wave

MOUNTING ACCESSORIES FOR INFLATABLE BOAT



Art.no	Description
85.922.236	Glue-on accessory base/mount (pair) excl. glue 15,5cm x 11cm



Art.no	Description
85.922.237	Adjustable plug-in holder for fishing rod - 24cm x 5cm x 15cm (excl. base/mount)



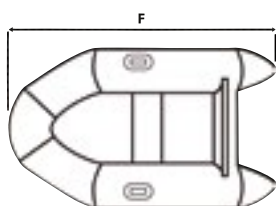
Art.no	Description
85.922.238	Adjustable plug-in platform for fish finder/chartplotter - 10cm x 10cm (excl. base/mount)



Art.no	Description
85.922.239	Plug-in aluminium foldable 4-steps bathing ladder - dims. folded 81cm x 36cm x 21cm - 1,5kg

12 INFLATABLE BOAT SPARE PARTS AND ACCESSORIES

TALAMEX BOATCOVERS TENDER

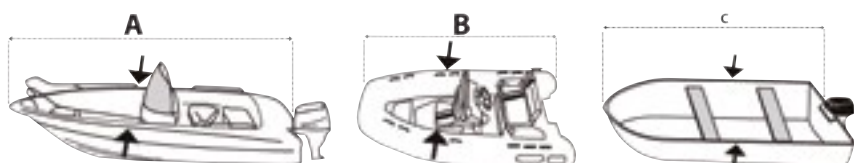


Suitable for smaller boats and inflatables.

- Covers made of extra strong polyester with aluminium coating
- Equipped with D-rings for easy attachment
- UV resistant
- Clough 120g/m²

Art.no	Description	Colour	F	Boat wide max. cm	Number of D-Rings	Clough
81.101.829	Boatcover Maxi Tender	silver-grey	300-360	135-155	7	210D
81.101.830	Boatcover Tender	silver-grey	240-300	135-155	6	210D

UNIVERSAL BOATCOVERS

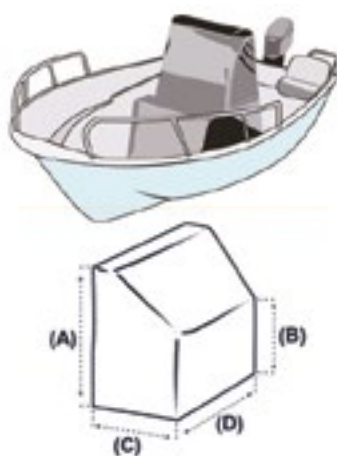


Suitable for multiple type of boats.

- Covers made of extra strong polyester with aluminium coating
- Equipped with D-rings for easy attachment
- UV resistant
- Clough 120g/m²

Art.no	Description	Colour	Boattype A cm	Boattype B cm	Boattype C cm	Boat wide max. cm	Number of D-Rings	Clough
81.101.831	Boat Cover XXS	silver-grey	-	-	427-488	170-190	8	210D
81.101.832	Boat Cover XS	silver-grey	427-488	360-440	-	210-230	10	210D
81.101.833	Boat Cover S	silver-grey	488-564	440-490	-	220-240	10	210D
81.101.834	Boat Cover M	silver-grey	518-579	490-520	-	225-250	10	210D
81.101.835	Boat Cover L	silver-grey	550-610	520-550	-	240-270	10	210D
81.101.836	Boat Cover XL	silver-grey	580-650	550-590	-	270-300	10	210D
81.101.837	Boat Cover XXL	navy	630-710	590-640	-	320-370	10	600D
81.101.838	Boat Cover Maxi	navy	700-780	640-700	-	330-380	10	600D

new CONSOLE COVERS



Protect your valuable instruments on your console from the effects of water, dust, and harmful UV rays with a console cover. The fit of these covers is specially made for use on console boats, but also rubber boats with a console. The covers are made of extra strong 210D polyester with an aluminum coating and the bottom has a strong elastic drawstring for easy and firm fastening of the cover.

Art.no	Size	Colour	A cm	B cm	C cm	D cm
81.101.901	S	silver-grey	90	65	75	85
81.101.902	M	silver-grey	120	105	70	65
81.101.903	L	silver-grey	140	100	90	70
81.101.904	XL	silver-grey	140	100	90	90

TENDER BOAT COVER



Universal covers for inflatable boats.

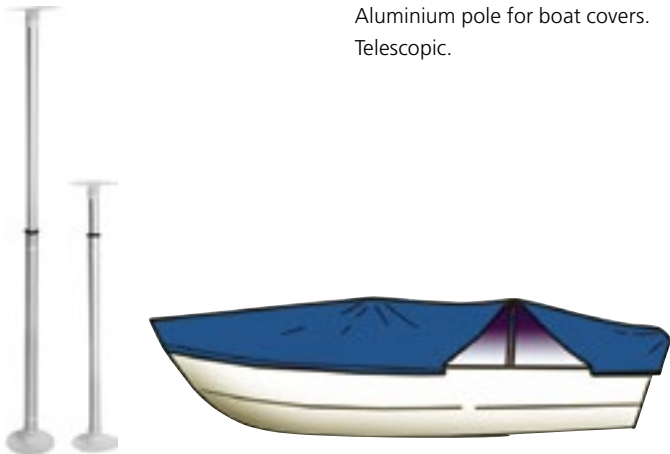


Art.no	Size	For boatlength cm
91.101.721	Medium	230-280
91.101.722	Large	280-320
91.101.723	Extra Large	320-380

ALUMINIUM POLE



Aluminium pole for boat covers.
Telescopic.



Art.no	Size cm
85.930.200	60 - 100
85.930.205	90 - 150

BOATCOVER BOW SET



Made of heavy duty Fiberglass, these strong flexible bows will hold up even the heaviest boat covers and prevent pools of water forming. Easy to cut if a custom fit is desired. A set consists of 2 parts of fiberglass which you connect with a stainless steel connector and mount with two molded slat sockets for on the boat.

Because the fiberglass is of two parts it's easier to stow while sailing.



Art.no	Size cm
85.930.210	183cm (2 x 91,4cm)
85.930.211	244cm (2 x 122cm)

NYLON HOOKS FOR BOAT COVERS

Nylon tarpaulin hooks.
Suitable for 8 mm line or elastic



Art.no	Material	Rope Ø mm	Pcs
68.924.120	Nylon	8	6

TENDER STOWBAG



Universal seat bag with zipper



Art.no	L x W x H cm
91.101.776	60 x 20 x 33

TENDER STOWBAG MESH



Universal detachable bag with wire mesh for under seats of inflatable boats.



Art.no	L x W x H cm
91.101.778	60 x 20 x 33

SEATBAG WITH CUSHION



Grey seatbag with foam cushion for attaching to the seatbench of your inflatable boat.



Art.no	Cushion L x W cm
85.922.108	120 x 20
85.922.109	105 x 20
85.922.110	100 x 20
85.922.111	90 x 20
85.922.112	85 x 20
85.922.113	80 x 20

12 OARS/PADDLES

OARS "VIKING"



- Wide blades with extra strong blade end
- Sold per piece



Art.no	Ø mm	Length m	Man. no
25.130.150	44	1,50	EA150
25.130.180	44	1,80	EA180
25.130.210	44	2,10	EA210
25.130.240	44	2,40	EA240

OARS SISUKAS



Yachting oars produced from 100% Finnish wood. By building layers and bonding with new techniques it cannot warp.

- Sold per piece



Art.no	Ø mm	Length m
25.105.150	44	1,50
25.105.180	44	1,80
25.105.210	44	2,10
25.105.240	44	2,40
25.105.270	44	2,70
25.105.300	47	3,00
25.105.330	47	3,30

OAR COLLARS



- Soft plastic
- Per pair



Art.no	Ø mm
25.120.360	40
25.120.440	44

STEERING OAR WITH HOOK

- Aluminium with plastic hook and blade
- Sold per piece



Art.no	Ø mm	Length m
25.140.000	25	1,50

PADDLES



- Aluminium paddle with plastic blade
- Sold per piece



Art.no	Ø mm	Length m
25.113.110	25	1,15
25.113.130	25	1,40

PADDLE WITH T-HANDLE



- Paddle with T-handle, silver anodized steel and black blade



Art.no	Length cm
25.140.058	122
25.140.059	152

PADDLE WITH BOAT HOOK



- Paddle with boat hook, silver anodized steel and black blade with handle



Art.no	Length cm
25.140.060	122

TELESCOPIC PADDLE WITH BOAT HOOK



- Telescopic paddle with boat hook, silver anodized steel and black blade with handle
- Length adjustable



Art.no	Length cm
25.140.061	114-183

TELESCOPIC PADDLE



- Aluminium telescopic adjustable paddle with plastic blade and handle
- Adjustable in 2 parts



Art.no	Ø mm	Length cm
25.140.056	25/21	57/82/107

PADDLES



- Made of aluminium with blade and handle made of plastic
- Telescopic
- double adjustable



Art.no	Ø mm	Length cm
25.140.057	25/21	57/82/107

PADDLE HEAVY DUTY



- Paddle with T-handle, silver anodized steel and black blade
- Extra strong and wider shaft, 55mm
- foam handle bar for optimal user convenience and comfort

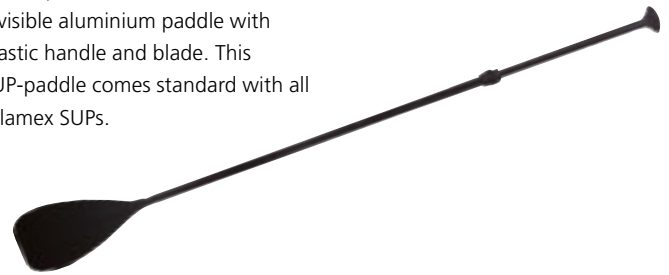


Art.no	Ø mm	Length cm
25.140.063	55	152

SUP-PADDLE



Telescopic (175-210cm) and divisible aluminium paddle with plastic handle and blade. This SUP-paddle comes standard with all Talamex SUPs.



Art.no
85.912.905

OARS/PADDLES TALAMEX INFLATABLE BOATS



- Original oar and paddle set for Talamex inflatable boats
- Per pair



Art.no	Description	Length cm	For Talamex models	Colour
85.912.600	Oars	142	Aqualine 200-230	grey
85.912.601	Oars	152	Aqualine 250-300	grey
85.922.136	Oars	162	Aqualine 350	grey
85.922.002	Oars	142	Comfortline / TLRA 200-300	grey
85.922.141	Oars	162	Comfortline 350	grey
85.922.235	Oars	135	Greenline 170	black
85.919.079	Oars	142	Greenline 160	black
85.922.084	Oars	152	Greenline 250-300	black
85.919.008	Oars telescopic	155	Highline / Silverline	grey
85.922.258	Oars	155	Highline Limited Edition	black
85.922.181	Oars	142	Superlight	black
85.922.175	Paddles	142	Heavy-Duty	black
85.922.252	Paddles telescopic	155	S-Line	grey

PADDLES



- Varnished pine wood
- Luxury type



Art.no	Length cm
25.140.100	100
25.140.125	125
25.140.150	150

12 OARS/PADDLES/INFLATABLE BOAT PUMPS

TALAMEX ROW LOCK



- Row lock of white nylon, pin-size 19mm

Art.no	Ø mm	Colour
25.227.003	50	white
25.227.004	58	white
25.227.008	50	black
25.227.007	58	black

ROW LOCK POT

- White nylon row-lock-pot, Ø 19mm for the row-lock.
- Fixing holes 2mm x 5mm



Art.no	Mounting	Colour	Pcs
25.227.001	side/top	white	1
25.227.002	top	white	1
25.227.005	side/top	black	1
25.227.006	top	black	1

ROW LOCKS



- White nylon, excl. holder.

Art.no	Inner width mm	Outer width mm	Pcs
25.227.045	52	75	6

ROW LOCK HOLDER



- White nylon.
- For rowlock 25.227.045 / 050

Art.no	Description	Pcs
25.228.045	Ø 18mm	6

ROW LOCK FIXED MODEL



Art.no	Ø mm	Pin Ø mm	Pcs
25.230.000	43-47	17	1
25.230.001	36	12	1

CLIP HOLDERS FOR OARS



- Nylon clamp brackets for boat hooks, stems and oars

Black	White	Ø oar mm	Pcs
25.227.060	25.227.050	17 - 23	2
25.227.061	25.227.051	22 - 28	2
25.227.062	25.227.052	27 - 35	2
25.227.063	25.227.053	34 - 45	2

BRAVO GE 20-2 ELECTRIC AIRPUMP



Portable high efficiency and low-noise electric inflator. Wide pressure range selectable by easy of use dial indicator with automatic shut-off. Integrated 12V battery, rechargeable by cigarette jack or by the standard 110/240V connection.

- Supplied with PVC hose, universal fittings, carrying bag, lighter plug and battery clamps
- Voltage supply 12V DC
- Current consumption 9A
- Power 108W
- Air flow 125l/min
- Max pressure 1,5Bar/22,0PSI
- Suitable for any type of inflatable boat
- Dimensions 20cm x 32cm x 22cm
- Weight 6,65kg
- Functions: inflates



Art.no	Description
20.300.177	Bravo GE 20-2

BRAVO TURBO MAX 12V ELECTRIC AIRPUMP

Highly efficient electric air pump. This pump inflates a large inflatable boat in a few minutes. Pressure can be regulated from 175 to 250 mBar with automatic shut-off.

- Supplied with PVC hose, universal fittings, carrying bag and battery clamps
- Voltage supply 12V DC
- Current consumption 45-60A
- Power 540W
- Air flow 1000l/min
- Max pressure 250mBar/3,6PSI
- Suitable for any type of inflatable boat
- Dimensions 31cm x 18cm x 19cm
- Weight 3,5kg
- Functions inflates and deflates



Art.no	Description
20.300.178	Bravo Turbo Max 12V

BRAVO GE OV 6/230 ELECTRIC AIRPUMP

Compact electric air pump that quickly inflates and deflates. The pump is equipped with an anti-sand filter and comes with multiple adaptors. Perfect for inflatable boats, air mattresses and kites.

- Anti-sand filter
- Supplied with PVC hose and universal fittings
- Voltage supply 230V
- Power 600W
- Air flow 1600l/min
- Max pressure 175mBar/2,5PSI
- Suitable for any type of inflatable boat
- Dimensions 15cm x 16cm x 17cm
- Weight 1,3kg
- Functions inflates and deflates



Art.no	Description
20.300.140	Bravo GE OV 6/230

BRAVO GE 230/1000 ELECTRIC AIRPUMP

Professional electric air pump that provides high volume and pressure. Suitable to reach the correct pressure of every kind of boat and/or inflatable structure.

- Supplied with PVC hose, universal fittings and carrying-belt
- Voltage supply 230V
- Current consumption 9A
- Power 1100W
- Air flow 1500l/min
- Max pressure 230mBar/3,3PSI
- Suitable for any type of inflatable boat
- Dimensions Ø 16,5cm x 27cm
- Weight 3kg
- Functions inflates and deflates



Art.no	Description
20.300.160	Bravo GE 230/1000

BRAVO BST 800 ELECTRIC AIRPUMP

Electric air pump with adjustable pressure control that stops automatically at desired pressure. Fully charged, the battery lasts for 15 minutes.

- Supplied with PVC hose, universal fittings, carrying bag and battery clamps
- Voltage supply 12V DC from integrated battery
- Current consumption 13A
- Power 240W
- Air flow 450l/min
- Max pressure 800mBar/11,6PSI
- Suitable for any type of inflatable boat
- Dimensions 18cm x 20cm x 24cm
- Weight 1,9kg
- Functions inflates and deflates



Art.no	Description
20.300.165	Bravo BST 800

BRAVO BST 800 BATTERY ELECTRIC AIRPUMP

Electric air pump with adjustable pressure control that stops automatically at desired pressure. Fully charged, the battery lasts for 15 minutes.

- Supplied with PVC hose, universal fittings and carrying bag
- Voltage supply 12V DC from integrated battery
- Current consumption 13A
- Air flow 450l/min
- Max pressure 800mBar/11,6PSI
- Suitable for any type of inflatable boat
- Dimensions 18cm x 20cm x 30cm
- Weight 4,8kg
- Functions inflates and deflates



Art.no	Description
20.300.176	Bravo BST 800 Battery

12 INFLATABLE BOAT PUMPS

230V CHARGER FOR BRAVO BST800 BATTERY SP-35



Art.no	Description
20.300.186	230V charger for Bravo BST800 Battery SP-35

230V CHARGER FOR BRAVO GE 202 BATTERY SP33



Art.no	Description
20.300.187	230V charger for Bravo GE 202 Battery SP-33

BRAVO GE BP-1 12V ELECTRIC AIRPUMP



Automatic electric pump. Powerful, reliable and easy to use.

- Automatic stop when selected pressure is reached
- Supplied with 1,7m PVC hose, bayonet adapter, shoulder bag, lighter plug and battery clamps
- Voltage supply 12V DC
- Current consumption 13A
- Air flow 160l/min
- Maximum pressure 1,2Bar/18psi
- Suitable for any type of inflatable boat
- Dimensions 20,5cm x 10,5cm x 13cm
- Weight 1,2kg
- Functions inflates



Art.no	Description
20.300.185	Bravo GE BP1 12V electric airpump

BRAVO GE BTP-1 12V ELECTRIC AIRPUMP WITH MANOMETER



Automatic electric pump with pressure gauge and battery status LED. Powerful, reliable and easy to use.

- Automatic stop when selected pressure is reached
- Fitted with aspiration air filter, easily accessible for cleaning and replacement
- Supplied with 1,7m PVC hose, universal fittings, shoulder bag, lighter plug and battery clamps
- Voltage supply 12V DC
- Current consumption 14.5A
- Power 240W
- Air flow 120-420l/min
- Maximum pressure: 1Bar/14,5psi
- Suitable for any type of inflatable boat
- Dimensions 29,5cm x 10,5cm x 16cm
- Weight 1,7kg
- Functions inflates and deflates



Art.no	Description
20.300.175	Bravo GE BTP 12V electric airpump with manometer

FOOTPUMP 5L



Light and simple footpump. Usable to inflate beachballs, air mattresses, kites, tubes etc.

- Capacity 5l
- Includes universal adaptor set
- Dimensions 29cm x 22cm x 8cm
- Functions inflate and deflate



Art.no	Description
20.396.000	Footpump 5l

BRAVO 2 / GP 5 FOOT PUMP



High performance footpump with inflation fittings for the most common valves.

- Capacity 5l
- Max pressure 400mBar/5,8PSI
- Reinforced hose
- Stainless steel reinforcement
- Includes universal adaptor set
- Suitable for any type of inflatable boat
- Dimensions 29cm x 22cm x 8cm
- Functions inflate and deflate



Art.no	Description
20.300.100	Bravo 2

BRAVO 10 FOOTPUMP



Foot pump with two air chambers and a visual pressure indicator to warn against excessive inflation. The pump easily alternates between single and double chamber by switching the air outlets. Outlet A is for bringing tubes to an optimal pressure. Outlet B provides higher pressure and therefore is perfectly suitable for inflating airdecks.

- Visual pressure indicator
- Capacity 5l
- Max pressure 800mBar/11,6PSI
- Two airchambers 1,6l and 5l
- Reinforced hose
- Includes universal adaptor set
- Suitable for any type of inflatable boat
- Dimensions 35cm x 25cm x 8cm
- Functions inflate and deflate



Art.no	Description
20.300.110	Bravo 10

DOUBLE ACTION HAND PUMP



Hand pump with inflate and deflate function. This hand pump comes standard with all Talamex inflatable boats.

- Anti-sand cover gasket
- Alloy shaft
- Capacity 2000cc
- Max pressure 800mBar/11,6PSI
- With bayonet adapter
- Dimensions 11cm x 22cm x 47cm
- Weight 0,87kg
- Functions inflate and deflate



Art.no	Description
85.922.040	Double action handpump

SUP HAND PUMP WITH PRESSURE GAUGE



High-pressure hand pump with pressure gauge. This hand pump comes standard with all Talamex SUPs.

- Anti-sand cover gasket
- Alloy shaft
- Capacity 2200cc
- Max pressure 1,8bar/27,5PSI
- With bayonet adapter
- Dimensions 8cm x 22cm x 60cm
- Weight 1,1kg
- Functions inflate



Art.no	Description
85.922.122	SUP hand pump

12 INFLATABLE BOAT PUMPS/POLYMARINE

ADAPTER



Universal bayonet adapter for inflatable boats. By means of removable rings this can be connected on virtually any valve.

Art.no	Description
20.300.182	Bravo fitting SP138 - art. 718/ADJ

MANOMETER



- Pressure gauge with bayonet adapter



Art.no	Description
20.300.183	Bravo pressure gauge SP90B

ADAPTER SET



Art.no	Description
20.300.181	Bravo hose with fittings SP-14



Art.no	Description
20.300.171	Bravo valve fittings SP-47 - art. 711

INFLATABLE BOAT REPAIR KIT - GREY



Complete set of repair materials for inflatables

- Contains PVC or Hypalon material 15cm x 35cm plus glue 70ml
- Packed in water proof container



Art.no	Material
85.000.401	PVC
85.000.402	Hypalon

GLUE FOR INFLATABLE BOATS



Suitable for gluing inflatables, available for either PVC or Hypalon. Also suitable for Dynalon, Strongon and Hypertex (see pvc glues).

- Can withstand seawater and hot conditions
- Available in 1- and 2-component version

Art.no	Material	Content ml	Components
85.000.407	PVC	70	1
85.000.405	PVC	250	2
85.000.408	Hypalon	70	1
85.000.406	Hypalon	250	2

SEALFLEX



- A water based acrylic glue
- Suitable for sealing porous materials and small leaks in either PVC or Hypalon boats
- Is put into the tube, thus forming a thin protective layer inside the tube



Art.no	Content ml
85.000.411	500

INFLATABLE BOAT CLEANER



- Especially designed for cleaning stains, oil, grease etc. from both PVC and Hypalon inflatable boats
- The best and most sold cleaner for inflatables in the market



Art.no	Content ml
85.000.425	500

INFLATABLE BOAT FINISH



- Restores a beautiful new shine finish and helps resist dirt and stains, can be used on either PVC or Hypalon inflatable boats



Art.no	Content ml
85.000.426	250

INFLATABLE BOAT POLYESTER POLISH



- Inflatable Boat GRP Silicon Free Polish
- Wipe on – Polish – Wipe off.
 - Gently buffs and polishes to a brilliant shine without scratching
 - Totally safe on all marine materials
 - Silicon Free formulation



Art.no	Content ml
85.000.427	250

INFLATABLE BOAT MAINTENANCE KIT



Maintenance kit consists of:

- Inflatable boat Cleaner 500ml - 2 pieces
- Inflatable boat Finish 250ml - 1 piece
- Inflatable boat Polyester Polish - 1 piece
- Sponge - 1 piece
- Polishing cloth - 2 pieces
- Gloves - 1 pair
- Nebulizer - 1 piece

Art.no	Description
85.000.424	Maintenance kit

INSTA-LOCK



Insta-Lock is a lock and lift system, designed to secure and stabilize an inflatable dinghy to the back of a motorboat or yacht. The Insta-Lock can be easily operated by just one person and is a safe method to enter and exit a dinghy. By lifting in vertical storage position, your dinghy avoids drag and fouling when cruising.

The Insta-Lock kit comprises of 2 spring loaded davit heads which secure to the swim platform or transom. Additionally 2 pads with lock-on-bars are glued onto the inflatable. When the sprung loaded davit heads are aligned, you can easily snap onto the lock-on-bar, unload the dinghy and lift it in vertical storage position.

Characteristics:

- No drag or fouling when cruising
- Safely entering and exiting the inflatable within seconds
- Easily to operate by just one person
- Glue excluded - order glue based on boat PVC type

Art.no	Description
85.000.430	Insta-Lock lock & lift system

new RAILING HOLDER FOR SUP

This railing holder set makes it possible to store your SUP neatly on board. The clamps and straps are easy to mount on your stanchions and ensure that you can quickly attach your SUP to the railing. This ensures a free gangway, and the SUP cannot fall overboard. The clamps can be rotated 360°, so there is always a suitable mounting for both motorboats and sailboats.

- The set consists of two straps with buckle and clamps
- Suitable for 22mm to 30mm tube
- Belt length 180cm



Art.no	Description
85.100.102	Railing holder SUP 2 clamps



Art.no	Description
85.100.104	Railing holder SUP 4 clamps

new **LIFTING HARNESS FOR OUTBOARD ENGINES**

Outboard engines are very heavy and difficult to transport or lift. This convenient lifting harness is universally applicable to outboard engines with a maximum capacity of 50kg (about 15HP). The harness can be made to fit with adjustable buckles and has a reinforced handle at the top which doubles as a lifting point.



Art.no	Description
75.456.110	Lifting harness for outboard engines 50kg

new **TENDER LIFTSET 3-POINT**

Tender lift set made of strong UV-resistant polyester straps, which are adjustable in length. Equipped with three strong stainless steel AISI316 snap locks that can be quickly released.

- Maximum load capacity up to 400kg
- Strap length minimum 35cm, maximum 260cm



Art.no	Description
75.456.100	Tender lift set 3-point 400kg

BOAT TROLLEY



For transport of inflatables. Connection on forward handle. Foldable for easy storage. Easy to use, even on sand. Delivered with 2 pneumatic tyres. Zinc-coated steel frame.



Art.no	Description
85.540.170	Boat trolley

12 STERN WHEELS / TRANSPORT WHEELS

LAUNCHING WHEELS/STERN MOUNTING



Lightweight aluminum transport wheels set with pneumatic tyres suitable for inflatable boats, small polyester or aluminium boats.

The height is simply telescopic adjustable in 4 different heights of 57,5cm to 77,5cm measured from the heart of the pivot point to the bottom of the wheel on the ground.

The wheels are also very easy to fold up and under by a spring-loaded locking pin. Also the on-and-down swing can be done in 4 different modes (2 up, 2 down) so that the set is also very well applicable to non exact vertical mirrors or mirrors with excellent parts. The whole stand with wheel can easily be conducted by means of pulling out a secure hinge pin, so no tools needed.



Technical specifications:

- Maximum load 120 kg
- Wheel size diameter Ø 30,5cm
- Air tire size 4,1 / 3,5 x 6"
- Length adjustable from 57,5cm to 77,5cm

Delivery including contra plates, bolts, washers and lock nuts for mirror mounting.

Art.no	Description
85.540.174	Launching wheels stern mounting

LAUNCHING WHEELS FOR INFLATABLES

Strong foldable wheels for inflatables up to 180kg. Air-filled tyres with wide profile. Stainless frame. Wheels can be lifted after launching and be put into place when landing. To be mounted on the transom.



Art.no	Description
85.540.175	Launching wheels for inflatables

TRAILER HEAD WHEELS



- Galvanized
- Rubber wheel Ø 195mm with steel hub
- Capacity 360kg
- Tube 42mm, external diameter 48mm

A = 520mm
B = 254mm



Art.no	Description
76.733.000	Model WT-25 fixed

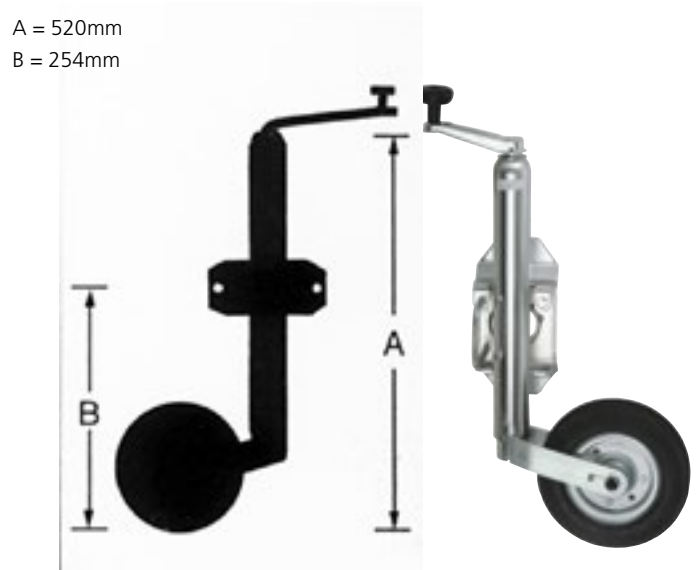
TRAILER HEAD WHEELS



Model WT-25 S

- Equipped with "Swing up" tilt mechanism for simplicity and convenience in operation.
- Capacity 360kg
- Tube diameter 42mm inside, 48mm outside.

A = 520mm
B = 254mm



Art.no	Description
76.733.001	Model WT-25-S tilting

new TROLLEY FOR SUP/KAYAK/CANOE



This transport trolley makes transporting your kayak, canoe, SUP, or surfboard very easy. Due to the strong aluminum frame the transport cart has a maximum carrying capacity of 75 kg and has good resistant to corrosion. The frame has a V-shape with foam rollers on top, this provides, in addition to protection, maximum grip and stability during use. The trolley has inflatable tires with a diameter of 28 cm, making it easy to move over rough terrain. After use, you can easily fold the trolley to a compact size, and you can even dismount the wheels without tools with quick-release pins for compact storage. Supplied with tie-down.



Art.no	Description
76.704.095	Trolley foldable for SUP/kayak/canoe

CARRYING CART



Universal transport cart that is ideal for transporting a kayak, canoe, SUP board, etc. The large strong wheels also make transport over rough terrain easy. The tires are of solid material which makes leaky or empty tires belong to the past! The upper frame is bent in a light V-shape for extra stability and also with thick protections to prevent damage. The cart is easy to dismantle and therefore small to store. Maximum load is 45kg. Belt included.



Art.no	Description
76.704.090	Carrying cart

TALAMEX TRAILER WINCHES



Talamex trailer winches come in various designs and sizes in order for each type of boat and trailer to provide the right trailer winch. The Talamex trailer winches are: strong, easy to use and easy to maintain.

- 1 Reinforced base ensures good operation without friction
- 2 Reinforced winch handle hood for heavy load
- 3 Gears from one part
- 4 Comfortable hand grip

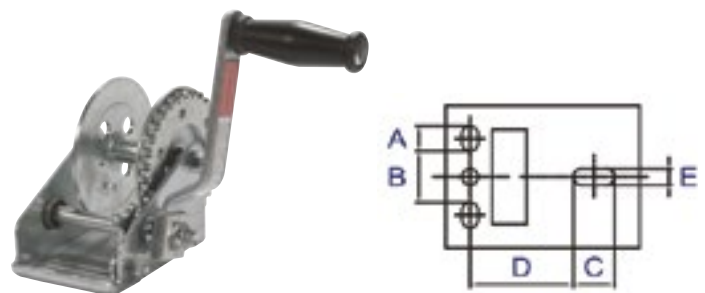


SERIES "POPULAR" GALVANIZED UNBRAKED



Series POPULAR has 1 gear, features a neutral and a ratchet tie in 1 direction. An optional cog wheel protective cap can be ordered.

- A = 16mm
- B = 32mm
- C = 26mm
- D = 65mm
- E = 10mm



Art.no	Type	Transmission	Pulling force kg	Drum capacity
76.705.000	WT-73-06	3:1	270	6m wire 5mm
76.706.000	WT-73-08	3:1	380	6m wire 5mm
76.707.000	WT-73-10	4:1	450	8m wire 5mm

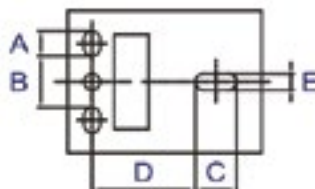
12 BOAT TRAILERS/TRAILER WINCHES

SERIES 'MEDIUM' GALVANIZED UNBRAKED



Series MEDIUM has one gear, is equipped with a neutral and a ratchet tie in both directions. An optional cog wheel protective cap can be ordered.

A = 16mm
B = 32mm
C = 36mm
D = 65mm
E = 10mm



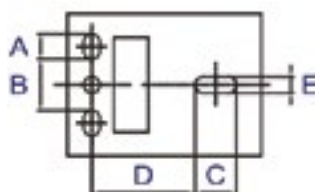
Art.no	Type	Transmission	Pulling force kg	Drum capacity
76.708.000	WT-73-12	4:1	545	with 6m belt and hook
76.709.000	WT-73-14	4:1	636	15m wire 5mm
76.716.000	WT-73-18	5:1	815	20m wire 5mm

SERIE 'MEDIUM SOFT' GALVANIZED UNBRAKED



Series MEDIUM has one gear, is equipped with a neutral and a ratchet tie in both directions. An optional cog wheel protective cap can be ordered. Supplied with 6 m. belt and hook.

A = 16mm
B = 32mm
C = 36mm
D = 65mm
E = 10mm



Art.no	Type	Transmission	Pulling force kg	Drum capacity
76.709.500	WT-73-14 Soft	4:1	636	with 6m belt and hook

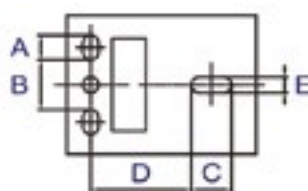
SERIES 'HEAVY DUTY' GALVANIZED



Series HEAVY DUTY has 2 gears is equipped with a neutral and ratchet tie in both directions. An optional cog wheel protective cap can be ordered.

WT-75-25 with hand brake system.

A = 24mm
B = 44mm
C = 46mm
D = 83mm
E = 10mm

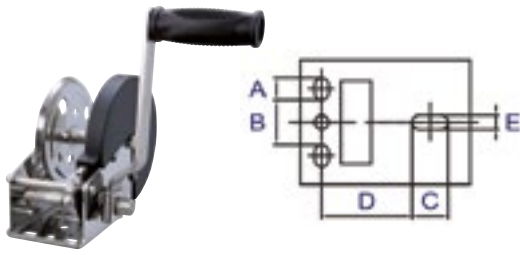


Art.no	Type	Transmission	Pulling force kg	Drum capacity
76.717.000	WT-75-20	4:1 / 10:1	900	15m wire 6mm
76.718.000	WT-75-25	5:1 / 12:1	1100	25m wire 6mm

TALAMEX SS 304 TRAILERWINCH CE



This series is made of stainless steel 304, has 1 gear and is a neutral and ratchet tie in both directions. With cog wheel protection cap.



Art.Nr.	Amm	Bmm	Cmm	Dmm	Emm
76.732.015	16	32	18	71	10
76.732.025	16	32	31	71	10

Art.no	Type	transmission	Capacity	Weight kg	Drum capacity
76.732.015	WT 76-06	3:1	270kg	3,17	6m 5mm steel wire
76.732.025	WT-76-12	4,1:1	540kg	3,50	15m 5mm steel wire

TRAILER WINCH COVERS



Plastic trailer winch cover.



Art.no	Description
76.747.306	For WT-73-06/08
76.747.310	For WT-73-10/12/14
76.747.325	For WT-73-25
76.747.506	For WT-75-06/08
76.747.510	For WT-75-10/12/14
76.747.520	For WT-75-20
76.747.525	For WT-75-25
76.747.606	For WT-76-06/08
76.747.612	For WT-76-12
76.747.311	For WT-73-16/18



Winch cable with hook and mounting clamp.

Art.no	Dimensions	Breakingload in daN
76.740.106	Ø 5mm x 6m	818
76.740.108	Ø 5mm x 8m	818
76.740.112	Ø 5mm x 12m	818

ACCESSORIES FOR TALAMEX TRAILER WINCHES



Winch strap with hook

Art.no	Dimensions	Breakingload in daN
76.740.006	50mm x 6m	1180
76.740.008	50mm x 8m	1180
76.740.012	50mm x 12m	1180

For use with series HEAVY DUTY

Art.no	Dimensions	Breakingload in daN
76.740.013	65mm x 7,6m	2000



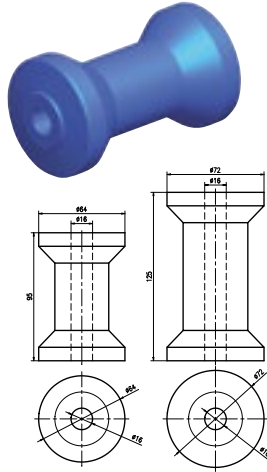
Handle suitable for winches STAINLESS STEEL, Popular, Medium, Heavy Duty series. Not suitable for winches with automatic brake system.

Art.no	Description
76.740.001	WT-75-SH Winch handle 18cm galvanized
76.740.002	WT-75-MH Winch handle 22cm galvanized

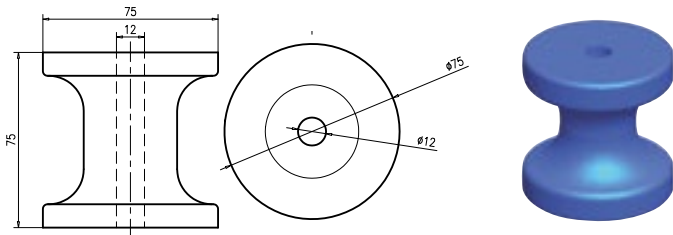
TRAILER PARTS PU



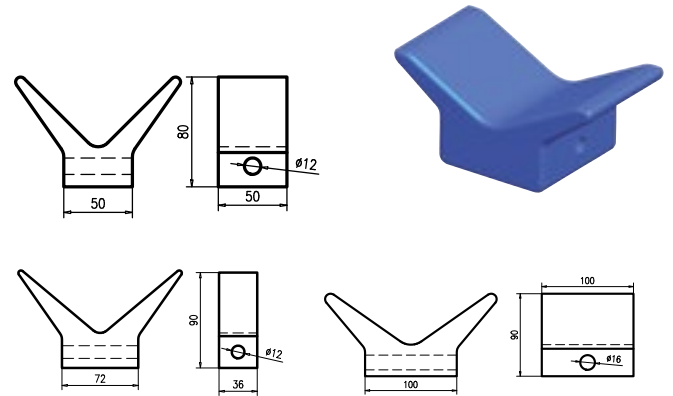
Trailer parts made of Polyurethane (PU). PU is extremely cut and abrasion resistant and more soft and flexible as PVC. PU leaves no marks on the boat like rubber does. PU is also UV resistant, no alteration. The wobble roller have a bigger shaft diameter as the shaft where the run on, so they can follow the shape of the hull.



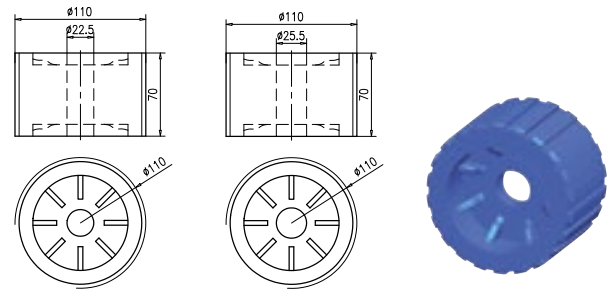
Art.no	Type	Length mm	Ø mm	Shaft Ø mm
76.751.003	Keel roller	95	64	16
76.751.004	Keel roller	125	72	16



Art.no	Type	Length mm	Ø mm	Shaft Ø mm
76.751.006	Bow roller	5	75	16



Art.no	Type	Base L x W mm	Height mm	Width mm	Shaft Ø mm
76.751.016	Bow stop	50 x 50	80	90	16
76.751.017	Bow stop	72 x 36	90	105	16
76.751.018	Bow stop	100 x 100	90	165	16



Art.no	Type	Length mm	Ø mm	Shaft Ø mm
76.751.021	Wobble roller	70	110	22,5
76.751.022	Wobble roller	70	110	25,5

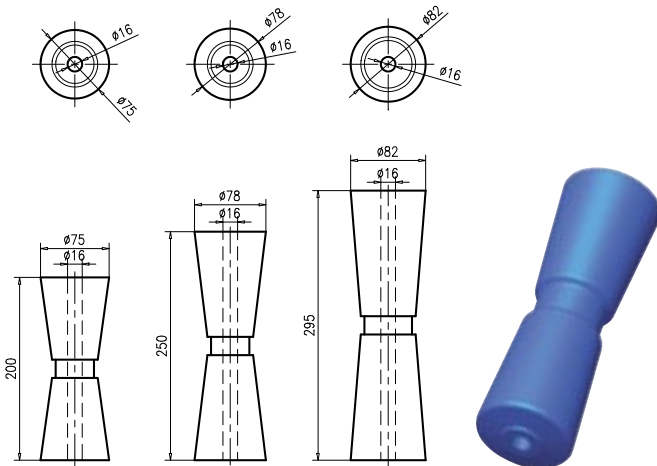
BRACKET FOR TRAILER ROLLER



Galvanized bracket including AISI 316 shaft for trailer or dock mounting. Suitable for keel- and bow rollers, optimized for Talamex keel- and bow rollers. Supplied excluding fastening material.



Art.no	Length mm	Width mm	Height mm	Shaft length mm	Shaft Ø mm	For roller mm
76.751.025	91	80	94	125	12	75
76.751.026	111	70	84	145	16	95
76.751.027	141	80	94	175	16	125
76.751.028	216	80	94	250	16	200
76.751.029	266	85	99	300	16	250
76.751.030	311	90	104	344	16	295



Art.no	Type	Length mm	Ø mm	Shaft Ø mm
76.751.010	V-keel roller	200	75	16
76.751.011	V-keel roller	250	78	16
76.751.012	V-keel roller	295	82	16

CAM LOCK TIE-DOWN



Cam lock tie-down polyester 25mm
 BL = 800kg
 WL = 400kg
 TUV/GS approved



Art.no	Length m	Pcs
76.750.001	2,5	2
76.750.003	3,5	1
76.750.004	5,0	1

CAM LOCK TIE-DOWN ASSORTMENT



Assortment box of several lengths of tie downs, cam lock tie down polyester 25m.
 BL = 800kg
 WL = 400kg
 TUV/GS approved



Art.no	Description
76.750.010	Assortment 5 colours x 8 pcs


Re-ordering of separate tie-downs is possible using the following article-numbers:

Art.no	Description
76.750.011	Cam lock tie-down 25mm 1,0m yellow
76.750.012	Cam lock tie-down 25mm 1,5m orange
76.750.013	Cam lock tie-down 25mm 2,0m red
76.750.014	Cam lock tie-down 25mm 2,5m blue
76.750.015	Cam lock tie-down 25mm 3,5m black

RATCHET TIE-DOWN 25MM



Ratchet tie-down polyester 25mm
 BL = 500kg (76.750.021), 1000kg (76.750.020)
 WL = 250kg (76.750.021), 500kg (76.750.020)
 TUV/GS approved



Art.no	Type	Length m	Pcs
76.750.020	no hook	5,0	1
76.750.021	S-hook	6,0	1

RATCHET TIE-DOWN 28MM



Ratchet tie-down polyester 28mm
 BL = 960kg
 WL = 480kg
 TUV/GS approved



Art.no	Type	Length m	Pcs
76.750.025	J-hook	6,0	2

RATCHET TIE-DOWN 38MM



Ratchet tie-down polyester 38mm
 BL = 2000kg
 WL = 1000kg
 TUV/GS approved



Art.no	Type	Length m	Pcs
76.750.026	J-hook coated	6,0	2
76.750.027	J-hook coated	6,0	1

RATCHET TIE-DOWN 50MM



Ratchet tie-down polyester 50mm
 BL = 5000kg
 WL = 2500kg
 TUV/GS approved



Art.no	Type	Length m	Pcs
76.750.030	J-hook	6,0	1
76.750.031	J-hook	8,0	1



www.talamex.com

13



Outboard engines and Accessories



TALAMEX TROLLING MOTORS



Powerful trolling motors for the Talamex price!

- Telescopic tiller with 5 forward and 3 reverse gears
- Suitable for fresh, brackish and salt water
- Strong, seamless steel shaft with powder coating for corrosion resistance
- Push button quick en easy tilting of trolling motor
- Immersion depth and infinitely adjustable steering pressure
- Battery charging control display
- Battery clamps
- Weedless propeller (only TM48 and TM58)



Art.no	Type	Volt	Max. boat weight kg	Shaft length mm	Tiller	Weight kg
85.804.030	TM30	12V	850	760	Telescopic	7,2
85.804.031	TM40	12V	1200	910	Telescopic	9,0
85.804.032	TM48	12V	1450	910	Telescopic	9,0
85.804.033	TM58	12V	1850	910	Telescopic	10,8
85.804.034	TM66	12V	2200	910	Telescopic	11,0
85.804.035	TM86	24V	2500	910	Telescopic	12,5

Model	Gears	Consumption (A)	Performance in Watt	Thrust (lbs)	Thrust (kp)	Recommended battery 1-3 hours sailing time
TM30	1	4	>40	5,0	2,3	55/85Ah
	2	9	80	11,3	5,1	
	3	14	150	17,5	7,9	
	4	19	220	23,8	10,8	
	5	24	280	30,0	13,6	
TM40	1	6	>70	7,0	3,2	55/85Ah
	2	13	130	15,3	6,9	
	3	20	230	23,5	10,7	
	4	26	310	30,6	13,9	
	5	34	400	40,0	18,1	
TM48	1	8	>90	9,6	4,4	85/120Ah
	2	16	190	19,2	8,7	
	3	25	300	30,0	13,6	
	4	32	380	38,4	17,4	
	5	40	480	48,0	21,8	
TM58	1	10	>110	11,4	5,2	85/150Ah
	2	19	230	22,7	10,3	
	3	30	350	34,0	15,4	
	4	41	480	45,5	20,6	
	5	51	610	58,0	26,3	
TM66	1	12	>140	13	6,8	100/180Ah
	2	16	190	20	9,1	
	3	20	240	24	10,9	
	4	32	380	39	17,7	
	5	55	660	66	30	
TM86	1	6	>144	15,2	6,9	2x100Ah
	2	13	312	32,9	14,9	
	3	20	480	50,6	23,0	
	4	26	624	65,8	30,0	
	5	30	864	86,0	39,0	

new TROLLING MOTOR X-SERIES



The X-series trolling motor has a 'FOC direct drive brushless' motor which ensures less wear of the engine, is more silent in use, gives more thrust with lower energy consumption and is safer in use. The design of the motor housing and fluid mechanics increases efficiency with another 5%.

The motor is equipped with an easy to read battery indicator, adjustable shaft-depth, push button flip up of the shaft and weedless propeller. The telescopic tiller provides stepless speed control.

The X-series has a very compact and environmentally friendly packaging which together with electric propulsion is Talamex' s contribution to more sustainable fun on the water.

- FOC direct drive brushless motor
 - Less wear
 - More silent
 - More thrust with lower energy consumption
 - More safe (protected against overheating, over current)
- Telescopic tiller
- Stepless speed control
- Battery indicator
- Adjustable shaft depth (shaft length (76.2cm)
- Adjustable steering tension
- Supplied including eye terminal connection with Anderson connector
- Suitable for fresh- and salt water*

* strictly follow the instructions in the manual. For intensive use on salt water an anode can be mounted on the motor.


Art.no	Model	Voltage	Consumption	Power output	Thrust (lbs)	RPM
85.804.120	X150	12V	50A-600W	1000W	60	1050
85.804.121	X180	12V	65A-780W	1200W	80	1200

Art.nr.	Description
85.804.116	Anode zinc trolling engines

BATTERY CLAMP KIT X-SERIES



Large crocodile clamps with Anderson connector for use with the X-series.



Art.no	Description
85.804.117	Battery clamp kit X-series

TROLLINGMOTOR LOCK




Simple lock for trollingmotors to prevent theft and unintentionally unscrewing of the bolts. Made of coated steel and supplied including lock. Attention; this lock is not approved by insurance companies.

Art.no	Description
85.804.025	Trollingmotor lock

PROPELLER PROTECTION TROLLING MOTOR



To protect the propeller against weed and debris such as wood that floats in the water. Can easily be mounted on the hub of the trolling engine by clamping. Made of coated steel.



Art.no	Suitable for	Hub Ø	Overall Ø mm
85.804.028	TM 30/40	80-85mm	250mm
85.804.029	TM 48/58/66/86	90-95mm	310mm

EYE TERMINAL FOR TALAMEX TROLLING MOTORS



Art.no	Description
85.804.026	Eye terminal connection kit

TALAMEX TROLLING MOTORS SPARE PARTS




Propeller kit includes:

- Propeller
- Shear pin and nut



Art.no	Suitable for	Type
85.804.093	TM30/TM40	2-blade
85.804.094	TM48	2-blade
85.804.086	TM58	2-blade
85.804.102	TM66/TM86	3-blade
85.804.118	X-serie	3-blade



Shear pin for all propeller models. Kit includes; pin and nut.

Art.no	Description	Suitable for
85.804.091	Breaking pin set	all models



Art.no	Description	Suitable for
85.804.087	Tiller telescopic	all models up to 2017
85.804.113	Tiller telescopic	all models as from 2017



Art.no	Description	Suitable for
85.804.105	Fin	all models as from 2017



Art.no	Description	Suitable for	Material
85.804.098	Transom bracket	TM30/TM40/ TM48/TM58	Plastic
85.804.104	Transom bracket	TM30/TM40/ TM48/TM58/ TM66/TM86	Aluminium



Art.no	Description	Suitable for
85.804.080	Speedswitch	TM30 up to 2017
85.804.081	Speedswitch	TM40/48/58 up to 2017
85.804.106	Speedswitch	all models as from 2017



Art.no	Description	Suitable for
85.804.114	Cover	all models as from 2017




Sticker for the LED indicator on the cover.

Art.no	Suitable for	Ref.
85.804.109	TM30 as from 2017	1
85.804.110	TM40 as from 2017	1
85.804.111	TM48 as from 2017	1
85.804.112	TM58 as from 2017	1
85.804.107	TM66 as from 2017	1
85.804.115	TM86 as from 2017	1
85.804.074	TM30 up to 2017	2
85.804.075	TM40 up to 2017	2
85.804.076	TM48 up to 2017	2
85.804.077	TM58 up to 2017	2

Ref. 1



Ref. 2



Ref. 1

Ref. 2

Art.no	Description	Suitable for	Ref.
85.804.108	LED indicator	all models as from 2017	1
85.804.092	LED indicator	all models up to 2017	2

SPARE PARTS



Semi Traction (Deep Cycle)

Battery for frequent, prolonged use and suitable for deep discharge. A very suitable battery for electric boating.

- Voltage 12V

Art.no	Capacity (20h/Ah)	Weight kg	Size L x W x H mm
14.649.905	105	23,2	330 x 172 x 210

TALAMEX SMART BATTERY CHARGER



Handy all-round 10A battery charger for charging various types of batteries. This battery charger can also be turned into a 12V power source, in this mode the charger gives 13,6V with a maximum of 5A output. Ideal for connecting, for example, a cool box.

PRODUCT FEATURES:

- The battery charger uses high technology, the five-step loading technique makes it possible to charge batteries up to almost 100% of their original capacity to load
- Automatic diagnosis, recovery, load and maintains batteries for months Fully automatic charging technique which automatically switches to the correct mode
- Comes with two connection cables; 1 with cable clamps and 1 with eye terminals. The basic cable is permanently mounted to the battery charger which the two supplied charging cables can be easily connected to
- The charger has a 9 step charging mode: 1,5A - 10A - 7,5A - 5A - 4A - 3A - 2A - 1,5A maintenance (trickle charge) and 13,6V/5A power supply
- No risk of overcharging
- Protected against overheating with built-in cooling fan
- Electronic short-circuit and reverse pole protection
- Works as a 12V power supply (13,6V/5A)

TECHNICAL DATA:

- Input Voltage 200-260VAC, 50Hz
- Output Voltage 12V & 24V (auto-select)
- Efficiency >75%
- Load Voltage 14,4V±0,25V or 28,8V±2%
- Charging current 10A±10% or 7,5A±10% or 5A±10% or 4A±10% or 3A±10% or 2A±0,3A or 1,5A±0,3A
- Max. environment temperature -10° to +40°
- Suitable for batteries 12V & 24V lead acid (WET, MF, AGM and GEL)

Art.no	Description
14.661.100	Smart battery charger

TROLLING MOTOR R3 FRESH WATER

MotorGuide



Freshwater, hand-operated, transom mount.

Features

- Industry-leading transom mount
- Reversible motor head for bow or backtrolling operation
- Ergonomic, extendable twist-tiller handle
- Available five forward speeds and two reverse speeds

Art.no	Man. nr.	Type water	Max. thrust (kg/lb)	Shaft length cm	Shaft material	Voltage	Bow/ Transom	Speed control	Steering	Propeller
85.804.200	940100170	Fresh	13,6 / 30	76	Composite	12	Transom	5 forward / 2 reverse	Twist/Handle	3-blade Machete
85.804.201	940100160	Fresh	18,2 / 40	91	Composite	12	Transom	5 forward / 2 reverse	Twist/Handle	3-blade Machete
85.804.202	940100200	Fresh	18,2 / 40	91	Composite	12	Transom	Digital Variable	Twist/Handle	3-blade Machete
85.804.203	940100150	Fresh	20,5 / 45	91	Composite	12	Transom	5 forward / 2 reverse	Twist/Handle	3-blade Machete
85.804.204	940100180	Fresh	20,5 / 45	91	Composite	12	Transom	Digital Variable	Twist/Handle	3-blade Machete
85.804.205	940100140	Fresh	25,0 / 55	91	Composite	12	Transom	5 forward / 2 reverse	Twist/Handle	3-blade Machete
85.804.206	940100190	Fresh	25,0 / 55	91	Composite	12	Transom	Digital Variable	Twist/Handle	3-blade Machete
85.804.207	940100210	Fresh	25,0 / 55	107	Composite	12	Transom	Digital Variable	Twist/Handle	3-blade Machete

TROLLING MOTOR R3 SALT WATER

MotorGuide



Salt water, hand-operated, transom mount.

Features

- Aluminum alloy mount with stainless steel locking pins
- Easy-to-use tilt/stow/deploy mechanism
- Ergonomic, extendable twist-tiller handle

Art. nr.	Man. nr.	Type water	Max. thrust (kg/lb)	Shaft length cm	Shaft material	Voltage	Bow/ Transom	Speed control	Steering	Propeller
85.804.210	941000010	Salt	20,5 / 45	91	Composite	12	Transom	Digital Variable	Twist/Handle	3-blade Machete
85.804.211	941000020	Salt	25,0 / 55	91	Composite	12	Transom	Digital Variable	Twist/Handle	3-blade Machete

TROLLING MOTOR R5 FRESH WATER

MotorGuide

Freshwater, hand-operated, transom mount.

Features

- Aluminum alloy construction and stainless steel hinge pins
- Easy-to-use tilt/stow/deploy mechanism
- Ergonomic, extendable twist-tiller handle
- Reversible motor head for bow or backtrolling operation



Art.no	Man. nr.	Type water	Max. thrust (kg/lb)	Shaft length cm	Shaft material	Voltage	Bow/ Transom	Speed control	Steering	Propeller
85.804.215	940300030	Fresh	32 / 70	107	Composite	24	Transom	Digital Variable	Twist/Handle	3-blade Machete
85.804.216	940300040	Fresh	36 / 80	107	Composite	24	Transom	Digital Variable	Twist/Handle	3-blade Machete
85.804.217	940300050	Fresh	47 / 105	107	Composite	24	Transom	Digital Variable	Twist/Handle	3-blade Machete

TROLLING MOTOR R5 SALT WATER

MotorGuide

Salt water, hand-operated, transom mount.

Features

- Aluminum alloy mount with stainless steel locking pins
- Easy-to-use tilt/stow/deploy mechanism
- Ergonomic, extendable twist-tiller handle



Art. nr.	Man. nr.	Type water	Max. thrust (kg/lb)	Shaft length cm	Shaft material	Voltage	Bow/ Transom	Speed control	Steering	Propeller
85.804.218	941100010	Salt	36 / 80	107	Composite	24	Transom	Digital Variable	Twist/Handle	3-blade Machete
85.804.219	941100020	Salt	47 / 105	127	Composite	36	Transom	Digital Variables	Twist/Handle	3-blade Machete

TROLLING MOTOR POWER PLUG

MotorGuide



Two-prong 12V, 24V or 36V power plug provides a solid, safe connection.

Art.no	Man. no
85.804.421	8M4000953

TROLLING MOTOR POWER RECEPTACLE

MotorGuide



Matching two-prong 12V, 24V or 36V receptacle for bow-panel installation.

Art.no	Man. no
85.804.422	8M4000954

BATTERY CABLE AND TERMINALS

MotorGuide



8-Gauge battery cable and terminals with 50A manual reset breaker. Protects motor from electrical surges.
Protects motor from electrical surges.

Art.no	Man. no
85.804.441	MM309922T

MANUAL RESET BREAKERS

MotorGuide



Protects motor and wiring from connection failures. Simple pushbutton reset.

Art.no	Man. no	Amps
85.804.442	MM5870	50
85.804.403	8M0064076	60

2D UNIVERSAL SONAR ADAPTER CABLES

MotorGuide



(83/200 kHz TRADITIONAL 2D) 2D Motors ship standard with Lowrance 7-pin blue/gray connector.

• 6 pins

Art.no	Man. no	Description
85.804.425	8M4001959	Lowrance

• 6 pins

Art.no	Man. no	Description
85.804.426	8M4001961	Garmin

• 7 pins

Art.no	Man. no	Description
85.804.427	8M4001962	Humminbird

PINPOINT® GPS-NAVIGATIONSYSTEM

MotorGuide



GPS receiver and two digital compasses provide accurate positioning data for precise autopilot navigation.

Art.no	Man. no	Description
85.804.411	8M0092070	Pinpoint® GPS-Navigationsystem

PINPOINT® GPS REPLACEMENT REMOTE

MotorGuide



Art.no	Man. no	Description
85.804.412	8M0092071	Pinpoint® GPS replacement remote

NMEA 2000®-STARTERKIT

MotorGuide



Installs the required NMEA 2000®-network for Pinpoint® GPS navigation.

Art.no	Man. no	Description
85.804.418	8M0107522	Pinpoint®-starterkit

XI SERIE GPS GATEWAY KIT

MotorGuide



Seamlessly integrates MotorGuide Xi Series motors with sonar GPS steering technologies.

Art.no	Man. no	Description
85.804.415	8M0092085	Pinpoint® GPS Gateway kit

UNIVERSAL QUICKRELEASE BRACKET

MotorGuide



Quickly attach or remove any cable- or electric-steer motors.

Art.no	Man. no
85.804.416	8M0095972

UNIVERSAL QUICKRELEASE BRACKET TOP PLATE

MotorGuide




Quickly and easily swap motors.

Art.no	Man. no
85.804.417	8M0095973

REMOVABLE MOUNTING PLATES

MotorGuide



Makes motor installation and removal quick and easy. Universal hole patterns. Compatible with Gator® Flex 360, 20.8, 21, 21R, 24, 24R, X3, X3D and X5 mounts.

Art.no	Man. no	Colour
85.804.437	MGA501A2	black
85.804.440	MGA515A2	white

XI SERIES QUICK-RELEASE BRACKETS

MotorGuide



Art.no	Man. no	Material	Colour
85.804.404	8M0092063	Composite	white
85.804.405	8M0092064	Aluminium	black

UNIVERSAL EXTENSION HANDLE 24"

MotorGuide



Extends handle on most popular hand-steered tiller motors.

Art.no	Man. no
85.804.438	MGA503A1

RAM® MOUNT TROLLING MOTOR STABILIZER

MotorGuide



Prevents damage to trolling motor shaft and head in rough conditions. Suitable for either freshwater or saltwater.

Art.no	Man. no	Type
85.804.423	8M4000977	Standard
85.804.424	8M4000978	Long

TROLLING MOTOR MOUNTING KIT

MotorGuide



Absorbs shock and protects electronics. Steel bolts and washers fit all trolling motors. Four per package.

Art.no	Man. no
85.804.419	8M4000873

TIE-DOWN STRAP

MotorGuide



Adjustable hook-and-loop strap keeps trolling motor safely secured while trailering or on the water.

Art.no	Man. no
85.804.439	MGA507A1

BOUNCE BUSTER™

MotorGuide



Protects your trolling motor from damage when stowed. For use with X5 and older models.

Art.no	Man. no
85.804.436	MGA097B6

XI SERIES WIRELESS REMOTE

MotorGuide



Handheld remote must be synced to trolling motor.

Art.no	Man. no
85.804.409	8M0092068

XI SERIES WIRELESS FOOT PEDAL

MotorGuide



Intuitive heel-toe operation controls steering to make quiet, precise turns that are 50% faster than competitors.

Art.no	Man. no
85.804.410	8M0092069

MACHETE III

MotorGuide



- Hub size 3,5"

Art.no	Man. no	Colour
85.804.434	MGA089G	grey

POWER PROP

MotorGuide



- Hub size 3"
- Compatible with R330 lb 30" shaft

Art.no	Man. no
85.804.429	MGA0476B

NINJA™ PROP WRENCH

MotorGuide



- Allows quick prop changes
- Comes with spare prop nut and two prop pins

Art.no	Description
85.804.431	



www.talamex.com

TROLLING MOTOR X3

MotorGuide



Built as tough as the places fish live

A reputation for reliability doesn't happen overnight. It happens over tens of thousands of casts and too many fishing spots to count. X3 is overbuilt to handle it all, but at an unexpectedly fair price. With premium features like available Digital Power Management, X3 delivers a lot of bang for your money.



Best-in-class cable steer

When every inch matters, there's no substitute for precision. A dual cable pull-pull system makes pedal steering instantaneously responsive.



Move in silence

Composite locking pins and bushings create sturdy, rattle-free operation, helping you sneak up on fish. Precision bearings and reduced metal-on-metal interfaces mean X3 rides as silently in Hour 500 as it does in Hour 5.



Built tough

A rigid, aircraft-grade aluminum mount. Stainless steel bushings in key wear points. A rugged composite inner shaft surrounded by a stainless steel outer shaft. X3 takes durability seriously, so you can focus on fishing.

Additional features

- Unbreakable inner composite shaft with lifetime warranty
- Easy stow and deploy mount
- Available Digital Power Management for up to 5x longer battery life

Art. nr.	Man. nr.	Type water	Max. thrust (kg/lb)	Shaft length cm	Shaft material	Voltage	Bow/ Transom	Speed control	Steering	Propeller
85.804.220	940200050	Fresh	20,5 / 45	91	Composite	12	Bow	5 forward	Dual cable /VRS	2-blade Katana
85.804.221	940200060	Fresh	20,5 / 45	114	Composite	12	Bow	5 forward	Dual cable /VRS	2-blade Katana
85.804.222	940200070	Fresh	20,5 / 45	127	Composite	12	Bow	5 forward	Dual cable /VRS	2-blade Katana
85.804.223	940200080	Fresh	25 / 55	91	Composite	12	Bow	5 forward	Dual cable /VRS	2-blade Katana
85.804.224	940200220	Fresh	25,0 / 55	91	Composite	12	Bow	Digital Variable	Dual cable /VRS	2-blade Katana
85.804.225	940200090	Fresh	25,0 / 55	114	Composite	12	Bow	5 forward	Dual cable /VRS	2-blade Katana
85.804.226	940200170	Fresh	25,0 / 55	114	Composite	12	Bow	Digital Variable	Dual cable /VRS	2-blade Katana
85.804.227	940200100	Fresh	25,0 / 55	127	Composite	12	Bow	5 forward	Dual cable /VRS	2-blade Katana
85.804.229	940200110	Fresh	32,0 / 70	114	Composite	24	Bow	5 forward	Dual cable /VRS	2-blade Katana
85.804.230	940200180	Fresh	32,0 / 70	114	Composite	24	Bow	Digital Variable	Dual cable /VRS	2-blade Katana
85.804.231	940200120	Fresh	32,0 / 70	127	Composite	24	Bow	5 forward	Dual cable /VRS	2-blade Katana

TROLLING MOTOR Xi3

MotorGuide

Pinpoint[®]GPS

TWO 2 YEAR WARRANTY

SONAR

DIGITAL POWER MANAGEMENT

Silent, intuitive, effortless operation

Xi3 delivers high performance and unmatched value in a reliable, corrosion-resistant package. A handheld remote frees you to move about the boat untethered while maintaining responsive wireless control over your trolling motor. And with available Pinpoint[®] GPS navigation, it's never been easier to keep your focus on the fish.



Easy stow and deploy

Stand, step and secure. Stay on the move with quick, effortless stowing and deploying from the SecureStep quick release system.



Always in control

With a handheld remote control, available Pinpoint[®] GPS controls and an optional wireless foot pedal, the Xi Series gives you the freedom to roam.



Durable and reliable

All Xi Series lower units are treated with our proprietary three-coat anti-corrosion process to ensure a long, full lifetime in abusive saltwater conditions.

Additional features

- 40% quieter operation than competitors
- 50% easier to deploy
- Unbreakable composite shaft with lifetime warranty
- Powerful three-blade Machete prop
- Digital Power Management for up to 5x longer battery life
- Sophisticated steering transmission



Optional Pinpoint[®] GPS

Focus on fishing while Pinpoint[®] GPS technology wirelessly logs, Anchors, Replays Routes and more.

13 TROLLING MOTORS

Art. nr.	Man. nr.	Type water	Max. thrust (kg/lb)	Shaft length cm	Shaft material	Voltage	Bow/ Transom	Integrated sonar	Pinpoint GPS	Steering	Propeller
85.804.234	940700140	Fresh	20 / 45	122	Composite	12	Bow	No	No	Wireless Remote	3-blade Machete
85.804.235	940700160	Fresh	25 / 55	122	Composite	12	Bow	No	No	Wireless Remote	3-blade Machete
85.804.236	940700010	Fresh	25 / 55	122	Composite	12	Bow	No	Yes	GPS Remote	3-blade Machete
85.804.237	940700170	Fresh	25 / 55	137	Composite	12	Bow	No	No	Wireless Remote	3-blade Machete
85.804.238	940700020	Fresh	25 / 55	137	Composite	12	Bow	No	Yes	GPS Remote	3-blade Machete
85.804.239	940700100	Fresh	25 / 55	137	Composite	12	Bow	Yes	Yes	GPS Remote	3-blade Machete
85.804.240	940700180	Fresh	25 / 55	152	Composite	12	Bow	No	No	Wireless Remote	3-blade Machete
85.804.241	940700190	Fresh	32 / 70	137	Composite	24	Bow	No	No	Wireless Remote	3-blade Machete
85.804.242	940700030	Fresh	32 / 70	137	Composite	24	Bow	No	Yes	GPS Remote	3-blade Machete
85.804.243	940700120	Fresh	32 / 70	137	Composite	24	Bow	Yes	Yes	GPS Remote	3-blade Machete
85.804.244	940700200	Fresh	32 / 70	152	Composite	24	Bow	No	No	Wireless Remote	3-blade Machete
85.804.245	940700130	Fresh	32 / 70	152	Composite	24	Bow	Yes	Yes	GPS Remote	3-blade Machete

Art. nr.	Man. nr.	Type water	Max. thrust (kg/lb)	Shaft length cm	Shaft material	Voltage	Bow/ Transom	Integrated sonar	Pinpoint GPS	Steering	Propeller
85.804.246	941600050	Salt	25 / 55	122	Composit	12	Bow	No	Yes	GPS Remote	3-blade Machete
85.804.247	941600060	Salt	25 / 55	137	Composit	12	Bow	No	Yes	GPS Remote	3-blade Machete
85.804.248	941600090	Salt	25 / 55	152	Composit	12	Bow	No	Yes	GPS Remote	3-blade Machete
85.804.249	941600070	Salt	32 / 70	137	Composit	24	Bow	No	Yes	GPS Remote	3-blade Machete
85.804.250	941600080	Salt	32 / 70	152	Composit	24	Bow	No	Yes	GPS Remote	3-blade Machete

TROLLING MOTOR XI5

MotorGuide



Pinpoint[®] GPS

TWO YEAR WARRANTY

SONAR

DIGITAL POWER MANAGEMENT

Lose yourself, but never lose control

Total control. Xi5 features a standard wireless GPS remote and foot pedal for operation from anywhere on the boat. With quiet, responsive electric steering and 50% faster steering rotation than competitors, it adds control to an otherwise unpredictable sport. Standard Pinpoint[®] GPS for GPS-assisted Anchor, Jog, Cruise Control and more.



Pinpoint[®] GPS

Pinpoint[®] offers industry-leading GPS navigation options, like 3x more precise Anchor, Jog, Heading Lock and Cruise Control.



Chartplotter integration

Add complete control by connecting your compatible Lowrance, Simrad or Mercury VesselView dashboard display through NMEA 2000[®] and a Pinpoint[®] GPS Gateway Cable.



Tough composite shaft

Bend, but don't break. Built to withstand a beating from submerged rocks and stumps without giving in. Backed by a lifetime warranty.

Additional features

- Fully protected electronics with sealed corrosion protection
- Digital Power Management for up to 5x longer battery life
- Monitor motor functions with built-in LED dashboard
- Available built-in 83/200 kHz 2D sonar



Wireless control

Control from anywhere on the boat. Ready for use right out of the box with included wireless foot pedal and intuitive handheld remote control.

13 TROLLING MOTORS

Art. nr.	Man. nr.	Type water	Max. thrust (kg/lb)	Shaft length cm	Shaft material	Voltage	Bow/ Transom	Integrated sonar	Pinpoint GPS	Steering	Propeller
85.804.255	940800211	Fresh	25 / 55	122	Composite	12	Bow	Yes	Yes	Wireless Pedal/ GPS Remote	3-blade Machete
85.804.256	940800220	Fresh	25 / 55	137	Composite	12	Bow	Yes	Yes	Wireless Pedal/ GPS Remote	3-blade Machete
85.804.257	940800270	Fresh	36 / 80	114	Composite	24	Bow	Yes	Yes	Wireless Pedal/ GPS Remote	3-blade Machete
85.804.258	940800230	Fresh	36 / 80	137	Composite	24	Bow	Yes	Yes	Wireless Pedal/ GPS Remote	3-blade Machete
85.804.259	940800240	Fresh	36 / 80	152	Composite	24	Bow	Yes	Yes	Wireless Pedal/ GPS Remote	3-blade Machete
85.804.260	940800350	Fresh	36 / 80	183	Composite	24	Bow	Yes	Yes	Wireless Pedal/ GPS Remote	3-blade Machete
85.804.261	940800280	Fresh	47 / 105	122	Composite	36	Bow	Yes	Yes	Wireless Pedal/ GPS Remote	3-blade Machete
85.804.262	940800250	Fresh	47 / 105	137	Composite	36	Bow	Yes	Yes	Wireless Pedal/ GPS Remote	3-blade Machete
85.804.263	940800260	Fresh	47 / 105	152	Composite	36	Bow	Yes	Yes	Wireless Pedal/ GPS Remote	3-blade Machete
85.804.264	940800360	Fresh	47 / 105	183	Composite	36	Bow	Yes	Yes	Wireless Pedal/ GPS Remote	3-blade Machete

Art. nr.	Man. nr.	Type water	Max. thrust (kg/lb)	Shaft length cm	Shaft material	Voltage	Bow/ Transom	Integrated sonar	Pinpoint GPS	Steering	Propeller
85.804.265	941700080	Salt	25 / 55	137	Composite	12	Bow	No	Yes	GPS Remote	3-blade Machete
85.804.266	941700110	Salt	36 / 80	122	Composite	24	Bow	No	Yes	GPS Remote	3-blade Machete
85.804.267	941700090	Salt	36 / 80	152	Composite	24	bow	No	Yes	GPS Remote	3-blade Machete
85.804.268	941700100	Salt	47 / 105	152	Composite	36	Bow	No	Yes	GPS Remote	3-blade Machete
85.804.269	941700170	Salt	47 / 105	183	Composite	36	Bow	No	Yes	GPS Remote	3-blade Machete

TROLLING MOTOR TOUR

MotorGuide



So silent the fish might hear you plotting

Silent, responsive true cable steering. A Zero-G lift assist system for effortless stowing and deployment. Quietly powerful operation. Our Tour model delivers intuitive, user-friendly features and Tour-tested durability to ensure fishermen don't lose out on a single moment on the water.



Quiet, effortless stowing and deploying

Make light work of long days on the water with our Zero-G lift assist for effortless stowing and deploying. Half the required effort versus competitors' assist mounts. Patented Bulldog latches bite down to lock in place but release easily on command.



Tour- tested durability

With a durable metal foot pedal and a 360° breakaway mount, the Tour is built to withstand anything, including fishermen who don't know when to quit.



HD+ universal sonar compatibility

Pair with the sonar of your choice. With hardware already built into the nose cone, HD+ universal sonar setup is easy – just add the adapter cable corresponding to your sonar brand and start fishing.



Additional features

- Durable metal pedal with premium no-slip grip
- Integrated Bounce Buster™ and cable routing
- Unbreakable inner composite shaft with lifetime warranty
- Lithium-ion battery compatible
- New best-in-class two-blade Katana prop

Art. nr.	Man. nr.	Type water	Max. thrust (kg/lb)	Shaft length cm	Shaft material	Voltage	Bow/ Transom	Integrated sonar	Pinpoint GPS	Steering	Propeller
85.804.275	942100020	Fresh	37 / 82	114	Metal/ Composite	24	Bow	No	No	Cable-Pedal	2-Blade Katana
85.804.276	942100030	Fresh	49 / 109	114	Metal/ Composite	36	Bow	No	No	Cable-Pedal	2-Blade Katana
85.804.277	942100040	Fresh	37 / 82	114	Metal/ Composite	24	Bow	Yes HD+	No	Cable-Pedal	2-Blade Katana
85.804.278	942100050	Fresh	49 / 109	114	Metal/ Composite	36	Bow	Yes HD+	No	Cable-Pedal	2-Blade Katana

TROLLING MOTOR TOUR PRO

MotorGuide



Pinpoint[®]GPS

TWO 2 YEAR WARRANTY

HD+

DIGITAL POWER MANAGEMENT

The only true cable steer with GPS-Anchor

The MotorGuide Tour Pro takes everything we know about trolling motors and combines it to make the highest-performing motor on the market. Pinpoint[®] GPS anchoring to more accurately stay on the spots you want. Tour-tested durability. Effortless stowing and deploying for all-day fishing. Agile, quiet, instantly responsive cable steering. HD+ universal sonar capability for pairing with the sonar you want.



Most accurate GPS-Anchor

The only true cable steer with GPS anchor. Pinpoint[®] GPS anchoring is 3x as precise as competitors, meaning you can stay on structure and fish, even in currents and wind. Features like Anchor, Jog, Heading Lock and Cruise Control put Tour Pro tech in a class of its own.



Quiet, effortless stowing and deploying

Our Zero-G lift assist system requires half the effort needed versus competitors' assist mounts. Patented Bulldog latches bite down to lock in place but release on command for effortless stowing and deploying. The Tour Pro's powerful nitrogen gas spring makes light work of long days on the water.



Tour-tested durability

With a 360° breakaway mount, the Tour Pro is built for tough conditions and surprise rocks and stumps. A rugged two-piece shaft features an oversized metal outer column and an unbreakable inner composite shaft with lifetime warranty.



HD+ universal sonar compatibility

Your boat, your choice. Pair the Tour Pro with the sonar of your choosing without routing external cables. See the world beneath your boat with traditional 83/200 kHz 2D sonar views or high-definition 455/800 kHz views available with major sonar brands.



No-flex metal foot pedal

Solid steering system with metal upper foot pad and premium grip tape allows for no-flex, no-slip operation. Large push-control GPS Anchor, Heading Lock and Constant On buttons allow you to set your course and focus on fishing.

Additional features

- New best-in-class two-blade Katana prop
- Integrated Bounce Buster™ and cable routing
- Lithium-ion battery compatible
- LED dashboard indicates power, battery and GPS status
- Wireless GPS remote standard

Art. nr.	Man. nr.	Type water	Max. thrust (kg/lb)	Shaft length cm	Shaft material	Voltage	Bow/ Transom	Integrated sonar	Pinpoint GPS	Steering	Propeller
85.804.285	941900020	Fresh	37 / 82	114	Metal/ Composite	24	Bow	No	Yes	Cable Pedal/ GPS remote	2-Blade Katana
85.804.286	941900030	Fresh	49 / 109	114	Metal/ Composite	36	Bow	No	Yes	Cable Pedal/ GPS remote	2-Blade Katana
85.804.287	941900040	Fresh	37 / 82	114	Metal/ Composite	24	Bow	Yes HD+	Yes	Cable Pedal/ GPS remote	2-Blade Katana
85.804.288	941900050	Fresh	49 / 109	114	Metal/ Composite	36	Bow	Yes HD+	Yes	Cable Pedal/ GPS remote	2-Blade Katana

EASY CHARGE PORTABLE

Waterproof portable battery chargers

For people on the move, the EasyCharge portable battery charger offers a reliable solution that can be used on the boat, car and camper van. With a rugged, ergonomic construction, and waterproof to IP65 standard, the portable chargers have an intuitive control panel and a universal input (120V - 230V) for total worldwide freedom.

Features

- Entry level model with Mastervolt 3-step+ charge characteristic
- Suitable for any type of battery, including Lithium Ion (model 4,3A)
- Full power up to 40°C
- Includes cable & Euro plug
- Simple switching between 6V and 12V
- Portable and waterproof (IP65)
- Easy to connect through ring terminals, or alligator clips (included)



Easy Charge Portable Specifications	EasyCharge Portable 4,3A
Article number	14.662.010
Man. no.	43510400
General Specifications	
Total charge current	4,3A
Recommended battery capacity: maintain	14 - 120Ah
Recommended battery capacity: charge	14 - 90Ah
Nominal input voltage	230V (90-265V) - 50/60Hz
AC connection	1.8 m (6 ft) cable + Euro plug (CEE7/16)
DC Connection	ring and alligator clip connections, with integrated fuse for additional safety
Dimensions, H x W x D	161mm x 72mm x 34,7mm / 6,3 x 2,8 x 1,7 inch
Weight	0,9kg / 2lb
Approvals	CE, ABYC
Technical Specifications	
Charge characteristic	IUoUo, automatic 3-step+ for Gel/AGM/flooded/Lithium Ion
Temperature range (ambient temp.)	-20°C to 40°C
Protection degree	IP65
Protections	short circuit, reverse polarity, over voltage, current limited, over-temperature
MasterBus compatible	no

13 TROLLING MOTORS

TALAMEX BATTERY BOX POWERED



Convenient battery box with lid with connection pool for mounted wiring for battery, 2 x 12V outlet, external wing nut socket for connecting, for example, an electric motor or battery charger. Also, the battery box with a convenient battery tester; with the push of a button are you aware of the battery status.

This battery box is the ideal solution for small ships without fixed vehicle electrics and situations where no direct 12V network is available, such as the use of an electric motor. Furthermore, the battery box is already provided with two glass fuses (for article number 14.641.105) or 2 circuit breakers (article number 14.641.106).

The 12V outlets have a 15A fuse en the trolling motor connection have a 30A/60A circuitbreaker.

The battery compartment is suitable for battery 105Ah
 Inner dimensions L x W x H 343mm x 194mm x 229mm
 Outer dimensions L x W x H 415mm x 225mm x 300mm
 Battery compartment is equipped with strong handle and comes with belt.

Art.no	Description
14.641.105	30A
14.641.106	60A

PORTABLE BATTERYBOX SMARTBOX X10



The new patent pending SmartBox X10 is a portable universal battery box with no limits! The integrated wheels combined with a telescopic handle makes carrying a heavy battery anywhere, a lightweight and easy task.

- Suitable for Batteries up to 120Ah
- High grade Polypropylene
- Integrated wheels for easy transport
- Telescopic handle
- Internal Cabling
- Incl. strap to fix the box to the floor
- Terminal post, High Current
- Battery Capacity Meter
- Dual USB Socket
- 12V Socket
- Anderson connector
- Automatic Fuse 60A
- Inner dimensions L x W x H 36 x 18 x 22cm
- Outer dimensions L x B x H 40 x 20 x 27,5cm

Art.no	Description
14.641.108	Portable Batterybox PowerAce SmartBox X10

MARINER OUTBOARD ENGINES



Mariner has a great reputation with its outboard motors. As reliable as the engines of Mariner there are few other brands. Just carefree years sailing pleasure.

Statement abbreviations/letters model

- F = fourstroke
- M = manual short tail (yoke/hand start)
- ML = manual long tail (yoke/hand start)
- SAILPOWER = equipped with loading coil and larger propeller

Dimensions:

- SHORT TAIL M = 361mm
- LONG TAIL L = 508mm

OUTBOARD ENGINES 2.5, 3.5, 4, 5 AND 6 HP



Small is not less

Lightweight yet durable materials make these engines easier than ever to handle while water-cooling with thermostatic control provides for dependable, reliable operation.

Ease of use is ensured thanks to features such as a twist-grip throttle on the tiller and a manual choke which makes cold starting a breeze. Add the largest displacement powerhead in its class and you've got the complete solution to reliable and dependable family boating.

Reliability

- CDI Ignition offers maintenance-free dependability and easy starting
- Superior corrosion protection provides longer life

Performance

- Large displacement engine provides excellent low to mid-range power
- Quiet, smooth-running and smoke free operation

Running quality

- Through prop exhaust buries the engine noise underwater (F4/F5/F6)
- 6 (F6-F4)/4 (F3.5-F2.5) Multiple trim positions enhance performance and enable shallow-water operation
- Vibration isolated twist grip throttle provides a smooth interaction with the engine

Technology

- Visual low oil pressure warning system
- Decompression system for quick, effortless one hand starting

The following models are delivered with an internal tank
Connection external tank present on 4, 5 and 6 HP models.



Art.no	Type	Weight kg*	Gears	Tank
98.000.120	Mariner F 2.5 M	18	forward - neutral	1,1l intern
98.000.121	Mariner F 3.5 M	18	forward - neutral	1,1l intern
98.000.122	Mariner F 3,5 ML	18	forward - neutral	1,1l intern
98.000.123	Mariner F 4 M	25	forward - neutral - reverse	1,1l intern + external tank connection
98.000.124	Mariner F 4 ML	25	forward - neutral - reverse	1,1l intern + external tank connection
98.000.126	Mariner F 5 M	25	forward - neutral - reverse	1,1l intern + external tank connection
98.000.165	Mariner F 5 ML SAIL	27	forward - neutral - reverse	1,1l intern + external tank connection
98.000.128	Mariner F 6 M	25	forward - neutral - reverse	1,1l intern + external tank connection
98.000.129	Mariner F 6 ML	25	forward - neutral - reverse	1,1l intern + external tank connection

* Dry weight of the lightest model, excl. accessories, oil and propellor.

OUTBOARD ENGINES 8, 9.9, AND 15HP



Reliability, everywhere on the water

The 8, 9.9 and 15 hp models are loaded with typical Mariner features, which translate into smooth, problem-free and economical operation, all with low emissions and terrific fuel efficiency. Safety, dependability and ease of use as demonstrated by the multi-function tiller handle, are Mariner hallmarks.

Reliability

- Enhanced fuel primer and manual choke deliver instant starts every time (F8/F9.9/F15)
- Visual low oil pressure warning system

Performance

- Clean and efficient, with plenty of torque to keep up the fun
- Multi-function tiller handle controls shift, stop, throttle, throttle friction and steering for one hand operation (F8/F9.9/F15)
- Inherent four-stroke characteristics include quiet, smooth operation, and exceptional idling

Running quality

- Overhead cam design for quiet and efficient operation
- 5 trim positions plus shallow water drive allow easy access to remote areas and better control in shallow water
- Comes with 12l external tank

Technology

- The Mariner 15HP is equipped with electronic fuel injection (EFI), which provides rapid starts and throttle response

Art.no	Type	Weight kg*	Gears	Tank
98.000.130	Mariner F 8 M	38	forward - neutral - reverse	12l external tank
98.000.142	Mariner F 8 ML	38	forward - neutral - reverse	12l external tank
98.000.131	Mariner F 9,9 M	38	forward - neutral - reverse	12l external tank
98.000.132	Mariner F 15 M	45	forward - neutral - reverse	12l external tank

* Dry weight of the lightest model, excl. accessories, oil and propellor.

PROPELLORS BLACK DIAMOND



The Black Diamond propellers are the most popular aluminum 3-blade replacement propellers because of its excellent performance and price/quality ratio. The black aluminium propeller is suitable for outboard motors of all top brands and is available from 6-23 pitch.



ATTENTION: THE *//****/***** MARKED PROPELLORS CAN ONLY BE INSTALLED WITH THE APPROPRIATE COMPONENTS. FOR THE RIGHT MATERIALS, PLEASE LOOK AT THE HEADING PARTS**

Art. nr.	Man. nr.	Diameter x Pitch	Mercury HP	Mariner HP	Tohatsu/ Nissan HP	Force HP	Evinrude HP	Johnson HP	Honda HP	Yamaha HP	Suzuki HP	Including
98.000.210	8M0081238	7,9 x 6 RH	4-6	4-6	4-6							Rubber Hub
98.000.249	QA3182R	7,8 x 7 RH	4-6	4-6								Rubber Hub
98.000.250	QA3184R	7,8 x 8 RH	4-6	4-6								Rubber Hub
98.000.211	8M0081239	7,8 x 9 RH	4-6	4-6	4-6							Rubber Hub
98.000.224	QA2124R	9 x 7 RH	6-15	6-15		9.9-15						Rubber Hub
98.000.225	QA2126R	9 x 8 RH	6-15	6-15		9.9-15						Rubber Hub
98.000.226	QA2128R	9 x 9 RH	6-15	6-15		9.9-15						Rubber Hub
98.000.227	QA2130R	9 x 10,5 RH	6-15	6-15		9.9-15						Rubber Hub
98.000.228	QA2148R	8,7 x 5 RH (4 blades)	8/9.9	8/9.9								Rubber Hub
98.000.229	QA2150R	8,75 x 6,5 RH	8/9.9	8/9.9								Rubber Hub
98.000.230	QA2154R	8,9 x 7,5 RH	8/9.9	8/9.9								Rubber Hub
98.000.231	QA2158R	8,9 x 8,5 RH	8/9.9	8/9.9								Rubber Hub
98.000.248	QA3178R	8,25 x 8 RH	8	8			9.5-14	9.5-14		8		Rubber Hub
98.000.246	QA3168R	9,25 x 10 RH					8-15	8-15				Rubber Hub
98.000.247	QA3170R	9,25 x 11 RH					8-15	8-15				Rubber Hub
98.000.232	QA2170R	9,5 x 8 RH	15/20; 9.9 BF/CT	15/20; 9.9 BF/CT								Rubber Hub
98.000.233	QA2173R	9,25 x 9 RH	15/20; 9.9 BF/CT	15/20; 9.9 BF/CT								Rubber Hub
98.000.234	QA2175R	9,25 x 10 RH	15/20; 9.9 BF/CT	15/20; 9.9 BF/CT								Rubber Hub
98.000.235	QA2178R	10 x 5 RH (4 blades)	15/20; 9.9 BF/CT	15/20; 9.9 BF/CT								Rubber Hub
98.000.253	QA3906R	9,25 x 9 RH							9.9-20	9.9-20		Rubber Hub
98.000.254	QA3914R	9,25 x 10 RH							9.9-20	9.9-20		Rubber Hub
98.000.223	QA2106R	10,375 x 13 RH	9.9-25	9.9-25		25						Rubber Hub
98.000.244	QA3150R	9 x 10 RH		15-25			15-25	15-25	7.5-10	15-28		Rubber Hub
98.000.245	QA3152R	9,25 x 11 RH		15-25			15-25	15-25	7.5-10	15-28		Rubber Hub
98.000.251	QA3808R	9,9 x 10 RH		25-30 (2-Stroke)						20-30		Rubber Hub
98.000.252	QA3810R	9,9 x 11 RH		25-30 (2-Stroke)						20-30		Rubber Hub
98.000.242	QA3114R	10,5 x 11 RH					20-35	20-35				Rubber Hub
98.000.243	QA3118R	10 x 13 RH					20-35	20-35				Rubber Hub
98.000.239	QA2200R	9,25 x 12,5 RH	25-30	25-30					25-30			Rubber Hub
98.000.237	QA2192R	9,75 x 9,5 RH	25-30	25-30					25-30			Rubber Hub
98.000.238	QA2196R	9,5 x 11 RH	25-30	25-30					25-30			Rubber Hub
98.000.236	QA2190R	10 x 8 RH	25-30	25-30					25-30			Rubber Hub
98.000.215	QA2070X	10,875 x 11 RH	25 CT/BF; 30-70	30-70	35-50***	40-75			35-60*	T25-60		Reflex Hub
98.000.216	QA2072X	10,75 x 12 RH	25 CT/BF; 30-70	30-70	35-50***	40-75			35-60*		35-65**	Reflex Hub
98.000.217	QA2074X	10,625 x 12 RH	25 CT/BF; 30-70	30-70	35-50***	40-75			35-60*	T25-60		Reflex Hub
98.000.218	QA2076X	10,5 x 13 RH	25 CT/BF; 30-70	30-70	35-50***	40-75			35-60*		35-65**	Reflex Hub
98.000.219	QA2078X	10,375 x 13 RH	25 CT/BF; 30-70	30-70	35-50***	40-75		40-50	35-60*	T25-60	35-65**	Reflex Hub
98.000.220	QA2080X	10,375 x 14 RH	25 CT/BF; 30-70	30-70	35-50***	40-75			35-60*		35-65**	Reflex Hub
98.000.221	QA2082X	10,25 x 14 RH	25 CT/BF; 30-70	30-70	35-50***	40-75			35-60*	T25-60	35-65**	Reflex Hub
98.000.222	QA2084X	10,125 x 15 RH	25 CT/BF; 30-70	30-70	35-50***	40-75			35-60*	T25-60	35-65**	Reflex Hub
98.000.212	QA2060X	12,5 x 8 RH	25 CT/BF; 30-70	30-70	35-50***	40-75			35-60*	T25-60	35-65**	Reflex Hub
98.000.213	QA2062X	12,25 x 9 RH	25 CT/BF; 30-70	30-70	35-50***	40-75			35-60*	T25-60	35-65**	Reflex Hub
98.000.214	QA2064X	11,25 x 10 RH	25 CT/BF; 30-70	30-70	35-50***	40-75			35-60*	T25-60	35-65**	Reflex Hub
98.000.240	QA2206X	13,25 x 17 RH					45-75 Large Gearcase****	45-75 Large Gearcase****				
98.000.241	QA2208X	13,75 x 15 RH					45-75 Large Gearcase****	45-75 Large Gearcase****				

13 PROPELLORS/OUTBOARD COVERS

PROPELLORS NEMESIS



The Nemesis 4-bladed aluminium propellers excel in acceleration through the progressive design. The Nemesis series has more 'cup', which means that the propeller keeps optimal grip in the curves and a speed gain is made compared to non-cupped propellers. The limited diameter ensures that the boat retains its optimum top speed.

ATTENTION: THE */ MARKED PROPELLORS CAN ONLY BE INSTALLED WITH THE APPROPRIATE COMPONENTS. FOR THE RIGHT MATERIALS, PLEASE LOOK AT THE HEADING PARTS**

Art. nr.	Man. nr.	Diameter x Pitch	Mercury HP	Mariner HP	Tohatsu/ Nissan PK HP	Force HP	Honda HP	Yamaha HP	Suzuki HP	Including
98.000.260	8M8027516	9,3 x 9,5 RH	25-30 (4-stroke)	25-30 (4-stroke)	25-30 (4-stroke)		25-30			Rubber Hub
98.000.261	8M8027517	9,3 x 11 RH	25-30 (4-stroke)	25-30 (4-stroke)	25-30 (4-stroke)		25-30			Rubber Hub
98.000.255	8M8027510	10,6 x 11 RH	25 CT/BF; 30-70	30-70	35-50***	40-75	35-60*	T25-60	35-65**	Reflex Hub
98.000.256	8M8027511	10,6 x 12 RH	25 CT/BF; 30-70	30-70	35-50***	40-75	35-60*	T25-60	35-65**	Reflex Hub
98.000.257	8M8027512	10,3 x 13 RH	25 CT/BF; 30-70	30-70	35-50***	40-75	35-60*	T25-60	35-65**	Reflex Hub
98.000.258	8M8027513	10,1 x 14 RH	25 CT/BF; 30-70	30-70	35-50***	40-75	35-60*	T25-60	35-65**	Reflex Hub
98.000.259	8M8027514	10,1 x 15 RH	25 CT/BF; 30-70	30-70	35-50***	40-75	35-60*	T25-60	35-65**	Reflex Hub

PARTS



The following parts are necessary for the assembly of the relevant propeller.

* Replace the existing pressure ring

Art.no	Man. no	Description
98.000.262	8M0046466	Thrust washer Honda 35HP - 60HP



** Replace the existing forward- and reverse ring with set

Art.no	Man. no	Description
98.000.263	8M0088039	Hardware kit Suzuki 35HP - 65HP



*** Replace the existing forward- and reverse ring

Art.no	Man. no	Description
98.000.264	8M0053074	Hardware kit Tohatsu/Nissan 35HP - 50HP



**** Use the "Flo-Torq II" fastening kit

Art.no	Man. no	Description
98.000.265	835266Q1	Flo-Torq II kit Evinrude/Johnson 45HP - 75 HP Large Gearcase

OUTBOARD COVERS



Polyester cover with PVC coating to protect the outboard engine.

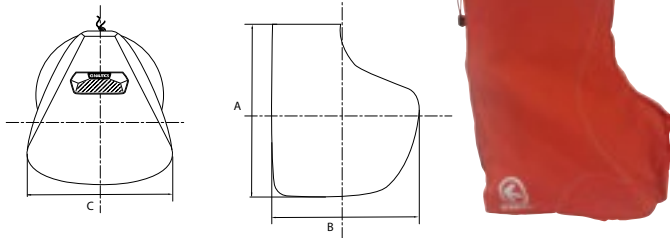


Art.no	Type	HP	Size cm
91.101.745	Small	2,5 - 6	42 x 25 x 30
91.101.746	Medium	8,0 - 20	50 x 27 x 33
91.101.747	Large	25,0 - 50	55 x 35 x 48

PROPELLOR COVER RED



This luxurious universal propeller cover is suitable for various sizes of smaller outboard engines. The cover is made of high-quality foam padded fabric, has a distinguished red color and is therefore ideal for transport and storage of outboard engines. There is a hole for water drainage at the bottom of the cover. The zipper on the back makes it easy to apply.

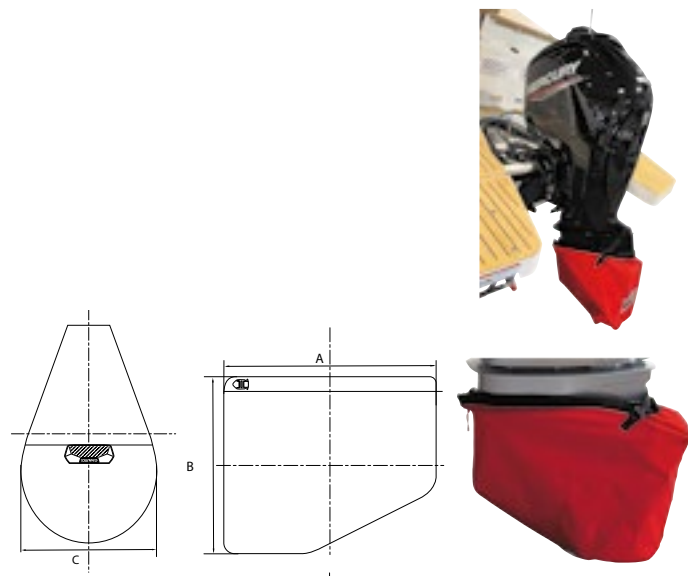


Art.no	Type	HP	A cm	B cm	C cm
91.101.753	Small	2,5 - 6	32	27,5	23,5
91.101.754	Medium	6,0 - 15	37	31,5	25,0
91.101.755	Large	15,0 - 25	42	35,5	27,0
91.101.756	Extra Large	20,0 - 30	42	36,5	30,0

PROPELLER COVER RED HPO



This luxurious propeller cover HPO is a universal protective cover that is specifically suitable for different sizes of larger outboard engines with a large gearcase. The cover is made of high-quality foam padded fabric, has a signal red color and a reflective panel on the back, making it ideal for boats being transported on a trailer. There is a reinforced waterdrain at the bottom of the cover. The zipper on the back makes it easy to apply. The buckle on the front ensures that the cover stays secure in place.



Art.no	Type	HP	A cm	B cm	C cm
91.101.766	HPO 40/60	40 - 60	50	45	33
91.101.767	HPO 80/150	80 - 150	60	50	36
91.101.768	HPO 175/300+	175 - 300	70	55	40

PROPELLOR COVER ORANGE



Art.no	Dim. cm
91.101.780	40 x 40
91.101.781	54 x 50
91.101.782	67 x 65

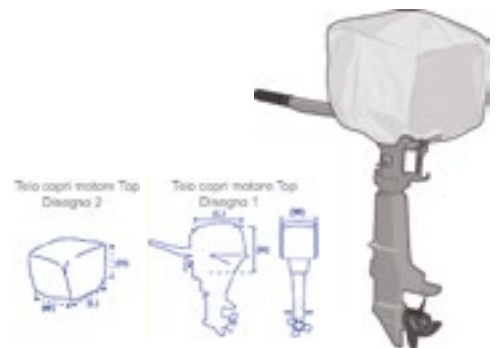
FULL OUTBOARD COVERS



- Full outboard cover
- Extra strong polyester
- Coated aluminium
- UV resistant
- Colour silver grey




Art.no	Type	HP	A cm	H cm	W cm
91.101.800	Small	2.5 - 1	25	110	25
91.101.801	Medium	8.0 - 70	70	135	30
91.101.802	Large	70.0 - 150	110	210	45



Art.no	Type	HP	L cm	W cm	H cm
91.101.810	Extra Extra Small	2 - 5	40	25	30
91.101.811	Extra Small	2 - 15	48	27	33
91.101.812	Small	10 - 45	55	33	42
91.101.813	Medium	30 - 90	63	35	48
91.101.814	Large	70 - 150	73	40	65
91.101.815	Extra Large	115 - 225	75	45	75
91.101.816	Extra Extra Large	150 - 300	90	60	80

13 OUTBOARD BRACKETS

STABILIZERS



- Universal for outboard engines
- Black plastic
- More stability
- Improves performance
- Fuel efficient
- 75.236.100 for 4PK - 50PK
- 75.236.101 from 50PK

Art.no	A mm	B mm	C mm	D mm	E mm	Ø mm
75.236.100	190	205	90	175	60	7
75.236.101	264	216	67	215	60	6

MOTOR FLUSHING CLAMP



Fresh water flush system for engine cleaning. Washes away salt water etc. Delivery including hose connection

Art.no	Type
75.250.001	Square
75.250.002	Round

25mm male thread. For hose 16mm.

Art.no	Description	Pcs
17.805.825	Hose adapter	5

MOTOR FLUSHER DELUXE DOUBLE ACTION



Flusher with double action water supply (both sides) to flush salt water, dirt and sand from the engine cooling system. The double action function is very suitable for large engines with double water-intakes on the shaft.

- Size of the rectangular oars 85mm x 125mm
- Supplied including quick-connect hose adapter

Art.no	Description
75.250.003	Motor Flusher Deluxe

OUTBOARD BRACKETS TILL 30 KG



- For outboards up to 15HP/30kg
- Aluminium anodised
- With SS bolt and springs
- Adjustable height 26cm
- Pad 40mm

Art.no	Suitable for
75.454.000	<15HP/30kg

OUTBOARD BRACKETS TILL 35 KG



- For outboards up to 20HP/35kg
- Aluminium anodised
- With plastic pad, SS bolt and springs
- Adjustable height 26cm
- Pad 40mm

Art.no	Suitable for
75.455.000	<20HP/35kg

RAIL MOUNT OUTBOARD BRACKET



- Outboard bracket for mounting on Ø 25mm tube such as the stern rail
- The bracket has a horizontal and vertical opening to accommodate the tube
- Maximum load is 36kg
- Supplied including bolts, nuts and rings
- L x W 165mm x 175mm

Art.no	Description
75.455.002	Rail mount outboard bracket



OUTBOARD MOTOR TROLLEY TX-65

The TX-65 is the first outboard motor trolley which is both lightweight as well as stable. The new TX-65 version has a weight reduction of 50%, weighing in at 4kg. The new TX-65 is universal adjustable to perfectly fit any outboard engine up to 25HP. The solid square tube design and fastening mechanism gives the trolley the strength and stability to handle any outboard motor up to 60kg safely and virtually without effort. The non-corroding aluminium and other materials used will ensure a long life product. Making it the most durable and lightweight solution in the market.

- Ease of use
- Light weight (4kg)
- No separate parts
- Non corroding



Art.no	Description
85.800.001	

OUTBOARD STOWAGE BRACKET

- For engines up to 40kg
- Tubular steel with wooden board
- Width 38cm
- Height 90cm



Art.no	Description
85.800.000	Standard for engines up to 40kg

OUTBOARD SECURING CABLE

- For locking outboards.
- Steel wire with stainless steel carbine hook



Art.no	Length cm
75.456.010	60

TRANSOM MOTOR PADS

- For outboards



Art.no	L x W cm	Pcs
75.456.003	27 x 10	6

- For outboards
- 90° model
- Black strong plastic



Art.no	L x W cm	Pcs
75.456.004	40 x 28	6

13 OUTBOARD TILLER EXTENSION/LOCKS

OUTBOARD TILLER EXTENSION



- Universal
- Telescopic
- Anodized aluminium



Art.no	Ø mm	Length cm
75.460.100	25/30	90-140

OUTBOARD TILLER EXTENSION



- Universal
- Anodized aluminium



Art.no	Ø mm	Length cm
75.460.101	25	70

OUTBOARD TILLER EXTENSION



- Universal
- Plastic grip and aluminum anodized steel
- Can easily be clamped by means of a set screw on the throttle of the outboard motor



Art.no	Length cm
75.460.102	46
75.460.103	76

OUTBOARD TILLER EXTENSION



- Universal
- Telescopic
- Plastic grip and aluminum anodized steel
- Can easily be clamped by means of a set screw on the throttle of the outboard motor



Art.no	Length cm
75.460.104	61 - 102

STAZO SMARTLOCK® QL



- Thick walled locking device of stainless steel for clamp on outboard motors
- 2 years warranty
- International certified: SCM, VbV, ART
- Including a STAZO plus cylinder and key code card
- Easy installation, no tools required
- Lasso cable to obtain separately in 2,5m and 5m
- Art. nr. 42.117.001: VbV + SCM
- Art. nr. 42.117.005/006: VbV + SCM + ART 1



Art.no	Description
42.117.001	STAZO Smartlock QL
42.117.005	STAZO Smartlock QL + cable lasso 2,5m
42.117.006	STAZO Smartlock QL + cable lasso 5m

STAZO DECKLOCK® QL



- Thickwalled locking device of stainless steel for deck- or wall installation
- 2 years guarantee
- International certified
- Including a STAZO plus cylinder and key code card
- Theft proof installation
- Available with a 2,5m and 5m lasso cable, Ø 20mm
- Art. nr. 42.117.051: VbV
- Art. nr. 42.117.025/050: VbV + ART 1



Art.no	Description
42.117.051	STAZO Decklock QL- no cable
42.117.025	STAZO Decklock QL + Cable Lasso 2,5m
42.117.050	STAZO Decklock QL + Cable Lasso 5m
42.117.364	STAZO Decklock QL bottom plate

STAZO LASSO CABLE QL



- Lasso cable of stainless steel including STAZO safety core and locking pen, for STAZO® smartlock QuickLink and STAZO® decklock QuickLink
- With polyethylene cover
- Available in 2,5m and 5m
- Diameter Ø 20mm



Art.no	Description
42.117.125	STAZO QL + Cable Lasso 2,5m
42.117.150	STAZO QL + Cable Lasso 5m

STAZO ART LOCK



- Padlock made of hardened steel
- With an all season- and chemical resistant rubber protective coating
- Incl. a lockable key hole to protect against pollution
- Incl. a STAZO® plus cylinder and key code card
- Also available with eye cable Ø 20mm with a length of 2,5m or 5m
- Art. nr. 42.117.360: VbV + ART 3
- Art. nr. 42.117.350/355: VbV + ART 1



Art.no	Description
42.117.360	STAZO lock
42.117.350	STAZO lock + eye cable 2,5m
42.117.355	STAZO lock + eye cable 5m

STAZO EYE CABLE



- Lasso cable, special woven, polyethylene coating
- With STAZO safety core
- Many applications
- Art. nr. 42.117.052/053: VbV + ART 1
- Art. nr. 42.117.300/305: VbV

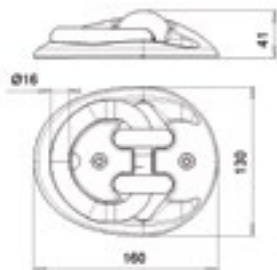


Art.no	Description
42.117.300	STAZO eye cable 3,0m, Ø 10mm
42.117.305	STAZO eye cable 5,0m, Ø 10mm
42.117.052	STAZO eye cable 2,5m, Ø 20mm
42.117.053	STAZO eye cable 5,0m, Ø 20mm

STAZO WALL/DOCK ANCHORPLATE



- Round type with 16mm (3/4") shackle
- Jetty- wall- and street anchor completely made of Stainless Steel AISI 316
- Typ ap: incl. anchor plugs
- Many applications possible



Art.no	Description
42.117.015	STAZO Wall/Dock Anchorplate Drop

STAZO YACHT/WALL ANCHOR



- Yacht- and wall anchor entirely manufactured from STAINLESS STEEL
- 16mm ring
- Equipped with bolt with nut



Art.no	Description
42.117.330	STAZO Wall Anchor Rotterdam



Art.no	Description
42.117.335	STAZO Wall Anchor Amsterdam

STAZO NUTLOCK



- Thick walled lock of stainless steel for outboard motors with a bolt/nut installation
- 2 years guarantee, intl. certified
- Including a STAZO plus cylinder and key code card.
- Easy installation



Art.no	Description
42.117.020	STAZO Nutlock

STAZO SECURITY CHAIN



- Lasso security chain with square shackles
- Made of hardened steel
- Incl. STAZO protective cover
- As set with STAZO ART lock
- Internationally certified: ART 3 + VbV



Art.no	Description
42.117.315	STAZO security chain 1,5m + STAZO lock
42.117.325	STAZO security chain 2,5m + STAZO lock

13 LOCKS/FUEL ACCESSORIES

STAZO BRACKET NUT



- Stainless steel
- Sufficient theft protection
- Easy installation

Art.no	Size
42.117.361	M8
42.117.362	M16
42.117.363	M22

STAZO OUTBOARD LOCK



- Solid SS lock
- Dimensions 4cm x 4cm x 30cm
- With label



Art.no	Description
42.117.002	Outboard lock

OUTBOARD MOTOR LOCK



- Stainless steel AISI 316
- Dimensions 30cm x 3cm x 3cm
- Including padlock

Art.no	Description
42.130.000	Outboard motor lock

OUTBOARD MOTOR LOCK



- With stainless steel AISI 304 cylinder lock
- Anti rattle
- Dimensions 30cm x 4cm x 3,5cm

Art.no	Description
42.130.100	Outboard motor lock

NEOPRENE STRAP



A neoprene strap for the wrist with a plastic D-ring for attaching, for example, a circuit breaker cord.

Art.no	Description
95.650.183	Neoprene wrist strap

STAZO CABINLOCK



The Stazo Cabinlock is the ideal solution for securing the cabin entrance. Through a strong STAINLESS STEEL lock on the sliding hatch and a rod with fittings, the panels are connected with the sliding hatch which makes the opening up of a cabin entry many times more difficult. When you stay on board, the lock and the rod with fittings are easy to take off and to store. The system is easy adjustable to various heights. The Cabinlock comes with the necessary fittings and a clear installation instruction. The Cabinlock is recommended by the insurance companies.



Art.no	Description
42.117.003	Stazo Cabinlock

CIRCUIT BREAKERS



- Safety switch for use on speedboats
- 12V DC 15A

Art.no	Colour	Description
14.551.001	Red button	Circuit breaker for outboards
14.551.002	Grey button	Circuit breaker for inboards


UNIVERSAL CIRCUIT BREAKERS



- 12V DC 5A for various circuits
- Floats

Art.no	Description	Pcs
14.551.101	With cord	10
14.551.102	With cable	10
14.551.111	Separate cord for circuit breaker	1
14.551.112	Separate cable for circuit breaker	1

CIRCUIT BREAKER CORD



Circuit breaker cord with connections for almost all brands:

- Mercury/Mariner/Tohatsu
- Suzuki/Johnson/Evinrude
- Yamaha/Selva
- OMC
- Honda

Art.no	Description
14.551.500	Circuit breaker cord

PREMIUM HEAVY DUTY "EPA LOW" FUEL LINE WITH PUMP BALL 

- Top quality fuel hose with pump ball
- Length 2m
- Ø 9, 5mm (3/8")
- According to: USCG TYPE B1-15, ISO 8469 CLASS 1, SAE J1527 TYPE R4, CLASS B1-15



Art.no	Description
18.701.001	2m, Ø 9,5mm (3/8")

FUEL HOSE WITH PUMP BALL 

- Fuel hose with pumpball
- 2m Long
- Made of reinforced material so that it doesn't harden
- Suitable for all climates
- According to: USCG TYPE B2, SAE J1527 TYPE B2



Art.no	Description
18.701.002	Ø 9,5mm (3/8")
18.701.004	Ø 8mm (5/16")

PUMP BALL PETROL 

- Pump ball for petrol hose



Art.no	Description
16.126.201	Hose connection Ø 8mm (5/16")
16.126.202	Hose connection Ø 9,5mm (3/8")

PUMP BALL "EPA LOW"


- Top quality 'EPA low perm' pump ball for petrol hose
- Ø 9,5mm (3/8") hose connection
- Made from FKM rubber



Art.no
16.126.203

FUEL HOSE 

- Complies with CE and ISO7840 A1 standard for pleasure yachts
- Temperature range -20°C to + 100°C



Art.no	Inner Ø mm	Ø Outside mm	Operating pressure bar	Coil mtr
17.909.008	8	16,0	10	40
17.909.010	10	18,0	10	20
17.909.012	12	21,5	10	20

PVC HEAVY DUTY 

- Oil and petrol resistant hose with metal insert
- Flexible, suits -10°C up to +60°C



Art.no	Inner Ø mm	Ø Outside mm	Operating pressure bar	Coil mtr
17.910.038	38	42,4	7	10
17.910.050	50	55,1	7	10

FUEL/WATER SEPERATOR 

- Fits all 2 and 4 cycle engines
- Filter and bracket included
- 10 Micron
- 3/8" (9,5mm) universal connections



Art.no	Description	Replaces Model
16.125.105	Fuel/Water seperator kit	Mercury 35-60494A4



Art.no	Description	Replaces Model
16.125.106	Seperate filter 10micron with seal	Mercury 35-60494-1, Aqua Power 6031, GLM 24940, Sierra 18-78250, SMI 15494, Valmar 52113, Marpax 7-0872

13 FUEL ACCESSORIES

SEPERATOR FILTERS

Fuel filter type CAV/296 is a widely used filter in ships with diesel engines. The set is available with aluminium or transparent underside of the filter house. When using the transparent lower house, visual control is easy. The fuel filter provides the greatest possible protection against water intrusion and contaminants into fuel systems. The filter/water separator ensures the coarse filtering of your diesel fuel and also separates moisture from your fuel.



- Comes with connection set
- Filter house connections M14
- Equipped with drain plug
- Flow constant 50l/h, maximum flow 100l/h
- H x Ø 175mm x 100mm

Art.no	Description
16.125.050	Filterset with transparent bottom
16.125.060	Filterset with aluminium bottom
16.125.070	Cartridge type CAV/296

PETROL FILTERS TALAMEX



- Hose connection 6mm - 8mm



Art.no	Description
16.125.100	Filter for petrol engines max. 2000cc



Art.no	Description
16.125.101	Filter 90° for petrol engines max. 2000cc



Art.no	Description
16.125.102	Filter for petrol engines 2000-3500cc

DIESEL FILTERS TALAMEX



- Hose connection 6mm - 8mm



Art.no	Description
16.125.154	Filter for diesel engines max. 1500cc



Art.no	Description
16.125.150	Filter for diesel engines max. 2000cc



Art.no	Description
16.125.151	Filter 90° for diesel engines max. 2000cc



Art.no	Description
16.125.152	Filter for diesel engines 2000-3500cc



Art.no	Description
16.125.153	Filter for diesel engines over 3500cc

CONNECTORS TALAMEX



Connectors for fuel tanks and/or outboard engines.




Art.no	For brand	Connection	Male/ Female	Tank/ Engine	Ref.
75.230.775	Mercury	Ø 9,5mm 3/8"	Male	Tank	1
75.230.776	Mercury	Ø 9,5mm 3/8"	Female	Tank/Engine	2
75.230.777	Mercury	Ø 1/4" NPT	Female	Tank	3



Art.no	For brand	Connection	Male/ Female	Tank/ Engine	Ref.
75.230.770	Mercury	Ø 1/4" NPT	Male	Tank	1
75.230.774	Mercury	Ø 7,9mm 5/16"	Female	Tank	2



Art.no	For brand	Connection	Male/ Female	Tank/ Engine	Ref.
75.230.762	Yamaha	Ø 1/4" NPT	Male	Tank	1
75.230.763	Yamaha	Ø 7,9mm 5/16"	Male	Engine	2
75.230.764	Yamaha/ Mercury	Ø 7,9mm 5/16"	Female	Tank/Engine	3
75.230.797	Yamaha/ Mercury	Ø 9,5mm 3/8"	Female	Tank/Engine	4



Art.no	For brand	Connection	Male/ Female	Tank/ Engine	Ref.
75.230.752	OMC	Ø 1/4" NPT	Male	Tank	1
75.230.753	OMC	Ø 7,9mm 5/16"	Male	Engine	2
75.230.754	OMC/ Suzuki	Ø 7,9mm 5/16"	Female	Tank/Engine	3
75.230.795	OMC/ Suzuki	Ø 9,5mm 3/8"	Female	Tank/Engine	4

CONNECTORS TALAMEX



Art.no	For brand	Connection	Male/ Female	Tank/ Engine	Ref.
75.230.781	Chrysler/ Force/Suzuki	Ø 1/4" NPT	Male	Tank	1
75.230.780	Chrysler/ Force/Suzuki	Ø 7,9mm 5/16"	Female	Tank/Engine	2
75.230.794	Force/Suzuki	Ø 7,9mm 5/16"	Female	Tank/Engine	3



Art.no	For brand	Connection	Male/ Female	Tank/ Engine	Ref.
75.230.791	Tohatsu	Ø 1/4" NPT	Male	Tank	1
75.230.790	Tohatsu	Ø 9,5mm 3/8"	Female	Tank/Engine	2



Art.no	For brand	Connection	Male/ Female	Tank/ Engine	Ref.
75.230.783	Honda	Ø 1/4" NPT	Male	Tank	1
75.230.782	Honda	Ø 9,5mm 3/8"	Female	Tank	2
75.230.784	Honda	Ø 9,5mm 3/8"	Female	Engine	3
75.230.796	Honda	Ø 7,9mm 5/16"	Female	Engine	4



Art.no	For brand	Connection	Male/ Female	Tank/ Engine	Ref.
75.230.701	OMC	Ø 7,9mm 5/16"	Female	Engine	1
75.230.702	Suzuki	Ø 7,9mm 5/16"	Female	Engine	2
75.230.703	Yamaha	Ø 6mm 1/4"	Female	Engine	3
75.230.704	Mercury/ Yamaha	Ø 9,5mm 3/8"	Female	Engine	4
75.230.705	Mercury/ Yamaha	Ø 7,9mm 5/16"	Female	Engine	5

13 FUEL ACCESSORIES

TALAMEX JERRYCAN



- ISO 13591
- Carry can for petrol
- Shockproof
- With reserve tank



Art.no	Volume l	Dimensions mm	level indicator
18.702.000	22	320 x 540 x 235	yes
18.702.012	12	260 x 460 x 220	no
18.702.023	22	320 x 540 x 235	no
18.702.030	30	360 x 500 x 230	no

Spare parts

Art.no	Description
18.702.050	Fuel Filler Cap Big Joe
18.702.051	Nozzle + tube Big Joe 12l
18.702.052	Nozzle + tube Big Joe 22l
18.702.053	Nozzle + tube Big Joe 30l

FUEL GAUGE

- Floating fuel gauge. Fits Talamex fuel tanks 18.702.012/023/030



Art.no	Length cm
18.702.060	16
18.702.061	18
18.702.062	22

HOLDER FOR FUEL TANK

- Can be used to tighten portable fuel tanks



Art.no	Description
18.702.040	Holder for fuel tank

LARGE CAPACITY TANKS TALAMEX

- Tanks made in high density polythene plastic
- Suitable for acids and fuels
- Complete with standard inspection porthole with cap
- Equipped with a filling connection with vent 1 1/2" outer wire
- Connection suction line Ø 12mm
- Connection venting 16/19mm
- Connection for a fuel gauge
- For fixed installation



Art.no	Volume l	Length mm	Height mm	Width mm	Weight kg
18.800.096	96	1100	280	400	7,7

JERRYCAN (FUEL)



- Strong leak-proof plastic jerry can for petrol or diesel
- With spout
- Black
- According to SI 1982/630

Art.no	Volume l	Dimensions mm
81.211.105	5	265 x 147 x 247
81.211.110	10	333 x 164 x 324
81.211.120	20	365 x 178 x 435

FUNNEL



- Plastic with strainer



Art.no	Diameter
15.222.015	Ø 160mm
15.222.020	Ø 200mm

Flexible spout, fit to funnel Ø 200mm (art. 15.222.020).

Art.no	Description
15.222.021	Flexible spout 31 cm

TALAMEX PUMPING HOSE



- Pumping without electricity or suction
- Quick transfer of all kinds of fluids
- Protects against breathing in smelly vapours



Art.no	Ø mm	Ø inch	Length m	Capacity
16.126.000	13	1/2	1,75	10l/min
16.126.001	19	3/4	2,00	30l/min

TALAMEX SIPHON PUMP



- Manual plastic siphon pump of PE with a length of 39cm
- Suitable for jerry cans with an opening from 15mm
- The siphon pump has a capacity of approx. 6 litres per minute
- Also suitable for fuels like gasoline, diesel and petroleum



Art.no
16.125.005

OIL CHANGE PUMP



- Oil exchange pump with 4 litre reservoir
- Quickly and easily pumps the oil out of the engine
- The pump trade features a twist & lock latch



Art.no	Description
16.125.002	Oil change pump

GEAR LUBE PUMP



- Universal pump put directly on the bottle to pump the oil in e.g. the tail piece or stern drive
- Fits any outboard motor or stern drive
- Supplied incl. 1 Yamaha adapter



Art.no	Description
16.125.003	Gear lube pump

VACUUM PUMP



- For removing carteroil
- Volume 6l
- Height 60cm
- Diameter barrel Ø 25cm



Art.no
16.125.000

OIL CHANGE PUMP




- Brass with oil resistant synthetic material
- With hose
- Dimensions 230mm x 30mm



Art.no	Description
16.122.000	Oil change pump

WE PROVIDE YOU WITH THE BEST SOLUTIONS



ELECTRONIC WATER PRESSURE PUMPS



- Universal voltage 12/24V
- Variable speed of the motor proportional to the requested flow rate
- Automatic stop when the tank is empty
- Constant control of pressure, voltage and electrical draw
- Protection against short circuits and overload
- Low noise
- Ideal for fresh and salt water
- Flow rate from 10 to 92 l/min.
- Pressure up to 6 bar
- PCS control panel for remote operations

100%
MADE IN
ITALY

MARCO[®]

www.marco.it

ALL-ROUND HAND PUMP KIT



All-round pump which can be used as either a oil change pump or as a bilge pump for difficult to reach bilge area's.

The kit comes including:

- Suction hose 6,5mm x 120cm
- Suction hose 8,3mm x 120cm
- Drain hose 15,8mm x 244cm
- 2 caps to close the pump exits
- 2 hose adapters to connect the supplied hoses or others

Not for use with gasoline or diesel.



Art.no	Description
16.122.001	Pump kit

OIL CHANGE PUMP KIT



- Compact size oil change kit
- Easy to operate and carry
- Complete with bronze gears pump, clips, fuse, hoses and accessories for transfer operations
- Drain hose 1,5m, internal Ø 13mm, external Ø 16mm
- Suction hose 1,2m, internal Ø 4mm, external Ø 6mm
- Suction hose 1,2m, internal Ø 6mm, external Ø 8mm
- Adapter 0,3m, internal Ø 6mm, external Ø 8mm



Art.no	Man. no	Description	Volt	Fuse	For hose	Dim. H x L x W mm
17.353.310	164 932 12	oil change pump kit OCK1-R	12V	6A	13mm (3/4")	90 x 140 x 80

OIL CHANGE PUMP KIT ELECTRIC



- Electronic oil change kit 10L/min with integrated Smart Keypad to reverse the flow direction and to manually fine tune the flow rate
- The flow rate is also automatically adjusted according to the viscosity of the fluid to avoid cavitation
- Best for oil and diesel transferring
- Compact and Easy to operate and carry
- Complete with bronze gear pump, clips, fuse, hoses and accessories for transferring operations
- Drain hose 1,5m, internal Ø 13mm, external Ø 16mm
- Suction hose 1,2m, internal Ø 4mm, external Ø 6mm
- Suction hose 1,2m, internal Ø 6mm, external Ø 8mm
- Adapter 0,3m, internal Ø 6mm, external Ø 8mm



Art.no	Man. no	Description	Capacity	Volt	Dim. H x L x W mm
17.353.410	164 936 15	oil change pump kit OCK8-E	10l/min	12V / 24V	90 x 186 x 80

13 OIL HAND PUMPS/EXHAUST SYSTEMS AND ACCESSORIES

OIL CHANGE PUMP

Albin Group
SINCE 1982



Oil change pump, particularly suitable for oil changes, or the removal / replacement of other viscose liquids in tight spaces. Including hose set 6mm and 8mm, 1.8m DC cables, fuse and battery clamps.

- Self-priming
- Reversible flow direction
- Suitable for continuous use
- Can run dry
- Pump housing made of PTFE

Art.no	Man. no	Description	Volt	Fuse	For hose	Dim. HxLxW mm
17.370.168	04-03-009	oil change gear pump set	12V	6A	13mm (3/4")	90 x 140 x 80
17.370.169	04-03-010	oil change gear pump set	24V	3A	13mm (3/4")	90 x 140 x 80

OIL CHANGE HOSE KIT

Albin Group
SINCE 1982



- Suitable for impeller pumps and all-round gear pumps

Art.no	Man. no	Description
17.370.172	04-66-015	oil change hose kit

UNIVERSAL HOSE CONNECTORS

Talamex®



Art.no	Diameter mm
17.500.115	Ø 13 - 38
17.500.116	Ø 32 - 59

STRAINER

Talamex®



- Hard plastic strainer with vertical hose connections of Ø 32mm
- With stainless filter
- Capacity 150l/min
- Diameter Ø 120mm

Art.no
17.801.150



- Hard plastic strainer with thread for 1 1/2" (38mm) connection
- Supplied with stainless filter
- Capacity 300l/h
- Diameter Ø 170mm

Art.no
17.801.300

EXHAUST CLIPS

JCB
HI-TORQUE LTD.



Minimal double strength, com-pared to standard clips, by extra strong adjustment mechanism.

- Stainless steel
- Lloyds approved

Art.no	Man. no	Size min mm	Size max mm
17.916.050	50	30	50
17.916.065	65	45	65
17.916.080	80	60	80
17.916.090	90	70	90
17.916.115	115	85	115
17.916.140	140	110	140

SCREWDRIVER

- For adjusting hose clips



Art.no	Description
17.916.200	fixed model

14



Steering systems



STEERING WHEEL GRIMANI



The Grimani steering wheel is part of the "Vero Volante" line from Ultraflex. This stands for Italian design and top quality. Sporty and chic steering wheel, finished with polyurethane grip, stainless steel spokes and chrome insert.

- Diameter Ø 350mm (13,8")
- Standard cone 3/4"
- With hub and hub cover
- Comply with safety standard EN28848, EN29775 and ABYC P22



Art.no	Man. no	Colour
75.237.942	69198P	black/ss spokes

STEERING WHEEL LOREDAN



The Loredan steering wheel is part of the "Vero Volante" line from Ultraflex. This stands for Italian design and top quality. Sporty and chic steering wheel, finished with polyurethane grip, stainless steel spokes and chrome insert.

- Diameter Ø 350mm (13,8")
- Standard cone 3/4"
- With hub and hub cover
- Comply with safety standard EN28848, EN29775 and ABYC P22



Art.no	Man. no	Colour
75.237.941	69557S	black/ss spokes

STEERING WHEEL SANTORINI



Steering wheel made of aluminium with polyurethane grip.

- Diameter Ø 350mm (13,8")
- Standard cone 3/4"
- Without hub, needs to be ordered separately, art. no. 75.250.150
- Comply with safety standard EN28848, EN29775 and ABYC P22



Art.no	Man. no	Colour
75.237.940	65995W	black

STEERING WHEEL V56



5-spoke non-magnetic stainless steel steering wheel with polyurethane grip.

- Diameter Ø 350mm (13,8")
- Standard cone 3/4"
- With hub and hub cover
- Comply with safety standard EN28848, EN29775 and ABYC P22

Art.no	Man. no	Colour
75.237.947	V56	black/chrome

STEERING WHEEL V24



Completely black non-magnetic 5-spoke stainless steel steering wheel with polyurethane grip.

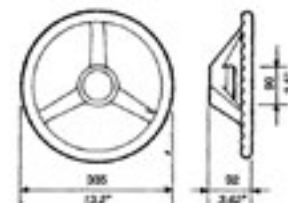
- Diameter Ø 350mm (13,8")
- Standard cone 3/4"
- With hub and hub cover
- Comply with safety standard EN28848, EN29775 and ABYC P22

Art.no	Man. no	Colour
75.237.948	V24 commando	black

STEERING WHEEL V32



- Diameter Ø 335mm (13,2")
- Wheel made of shock absorbing hard plastic
- Standard cone 3/4"
- With hub and cover
- Comply with safety standard EN28848 and ABYC P22

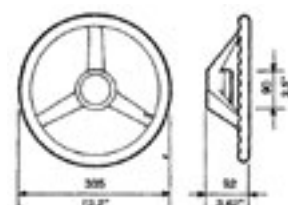


Art.no	Man. no	Colour
75.235.458	V32B	black
75.235.509	V32W	white

STEERING WHEEL V33



- Diameter Ø 342mm (13,4")
- Wheel made of shock absorbing hard plastic
- Standard cone 3/4"
- With hub and cover
- Comply with safety standard EN28848 and ABYC P22

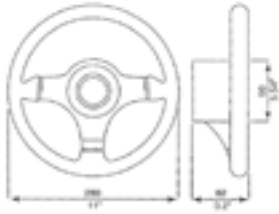


Art.no	Man. no	Colour
75.235.819	V33B	black
75.235.817	V33W	white

STEERING WHEEL V45



- Diameter Ø 280mm (11")
- Wheel made of shock absorbing soft plastic
- Standard cone 3/4"
- With hub and cover
- Comply with safety standard EN28848 and ABYC P22

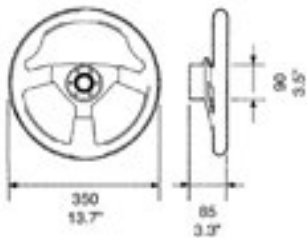


Art.no	Man. no	Colour
75.237.900	V45B	black
75.237.905	V45W	white
75.237.907	V45G	grey

STEERING WHEEL V38



- Diameter Ø 350 mm (13,8")
- Wheel made of shock absorbing soft plastic
- Standard cone 3/4"
- With hub and cover
- Comply with safety standard EN28848 and ABYC P22



Art.no	Man. no	Colour
75.236.517	V38B	black frame/black wheel
75.237.373	V38W	white frame/white wheel
75.237.387	V38G/W	white frame/grey wheel

STEERING WHEEL V57



- Diameter Ø 350mm (13,8")
- Steering wheels in stainless steel with polyurethane grip
- Standard cone 3/4"
- With hub and cover
- Comply with safety standard EN28848 and ABYC P22

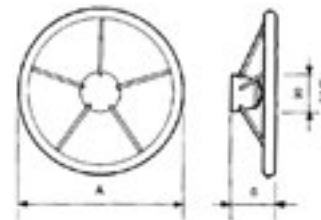


Art.no	Man. no	Colour
75.237.910	V57B	black
75.237.915	V57W	white

STEERING WHEEL V23/V35



- Non-magnetic steering wheel made of stainless steel
- Standard cone 3/4"
- With hub and cover
- Comply with safety standard EN28848 and ABYC P22



Art.no	Man. no	A	B
75.231.602	V35	Ø 345 mm (13,6")	100 mm (3,9")
75.232.397	V23	Ø 400 mm (15,7")	110 mm (4,3")

STEERING WHEEL V21



- Non-magnetic steering wheel in stainless steel
- Diameter Ø 350mm (13,8")
- Standard cone 3/4"
- With hub and cover
- Comply with safety standard EN28848 and ABYC P22



Art.no	Man. no	Colour
75.237.930	V21SS	stainless steel
75.237.931	V21B	stainless steel/PU black

STEERING WHEEL V01



- Non-magnetic steering wheel in stainless steel
- Diameter Ø 350mm (13,8")
- Standard cone 3/4"
- With hub and cover
- Comply with safety standard EN28848 and ABYC P22

Art.no	Man. no	Colour
75.237.932	V01B	black
75.237.933	V01W	white

STEERING WHEEL CAPRI



- Classic steering wheel in varnished wood
- Diameter Ø 320mm (12,6")
- High-gloss, suitable for ring
- Standard cone 3/4"
- Comply with safety standard EN28848 and ABYC P22
- Without hub, must be ordered separately with article number 75.250.150

Art.no	Man. no	Material
75.250.145	Capri	wood

ADAPTER WITH COVER X63



Attention!
Always order the adapter with cover (hub) for steering wheel art. no. 75.250.145 and 75.237.940.

Art.no
75.250.150

STEERING WHEEL MAHOGANY/SS V30



High-quality steering wheel finished with lacquered mahogany and stainless-steel spokes.

- Diameter Ø 350mm (13,8")
- Standard cone 3/4"
- With hub and hub cover
- Comply with safety standards EN28848, EN29775 en ABYC P22

Art.no	Man. no	Material
75.237.937	V30	mahogany /ss 5-spoke

STEERING WHEEL TEAK/SS V85



Steering wheel finished with teak and stainless-steel spokes. Steering wheel has good grip due to the recesses at the rear of the steering wheel.

- Diameter Ø 500mm
- Standard cone 3/4"
- With hub and hub cover
- Comply with safety standard EN28848 and ABYC P22

Art.no	Man. no	Material
75.237.935	V85	teak/ss 6-spoke

STEERING WHEEL TEAK/SS V86



Steering wheel finished with teak and stainless-steel spokes. Steering wheel has good grip due to the recesses at the rear of the steering wheel.

- Diameter Ø 700mm (27,6")
- Standard cone 3/4"
- With hub and hub cover
- Comply with safety standard EN28848 and ABYC P22

Art.no	Man. no	Material
75.237.939	V86	teak/ss 6-spoke

STEERING WHEEL TEAK/SS V84



High-quality teak steering wheel with stainless steel spokes. The spokes of the steering wheel are partially finished with teak.

- Diameter Ø 500mm (19,7")
- Standard cone 3/4"
- With hub and hub cover
- Comply with safety standard EN28848, EN29775 en ABYC P22

Art.no	Man. no	Material
75.237.938	V84	teak/ss/teak spokes 6-spokes

SELECTION TABLE STEERING SYSTEMS



Speed, material of the hull, engine power, engine type, displacement and size are the basic details of the boat and thereby affect the sailing qualities of the boat. As a result, the table below is a guide only.

Type of motor	Engine power	Steering system	
Outboard	Till 40 kW (55 pk)	T67	Ultrafelx hydraulic steering systems are recommended for boats that exceed 50mph. Always follow engine manufacturer's instructions.
	Ship length		
	Till 30ft./ 9m	T85 - T71FC - T81FC	
		T73NRFC - T83NRFC - T86	
		T88NR - T96 - T98NR - T91	
	T93ZT - T101 - T103ZT		
	double cable steering systems		
Inboard	Till 35ft./ 10,5m	T71FC - T81FC	
		T73NRFC - T83NRFC - T86	
		T88NR - T96 - T98NR - T91	
		T93ZT - T101 - T103ZT	
		double cable steering systems	
Sterndrive		T85	
		T71FC - T81FC	
		T86 - T96	
		T91 - T101	
		double cable steering systems	

NOTE: Sterndrive engines, not equipped with power steering, may need a lot of power to steer. In this case we recommend mounting a hydraulic steering system.

DETERMINING THE LENGTH OF A NEW STEERING CABLE



To calculate the total control cable length required, use the following calculation as a guide.

Add. A + B + C and subtract 10cm (4") for each bend in the cable (90 degrees). For installation through the engine tilt tube, add 30,5cm (1ft) to the measurement calculated above. To order the correct foot length divide by 30,5 and round off to next whole foot.

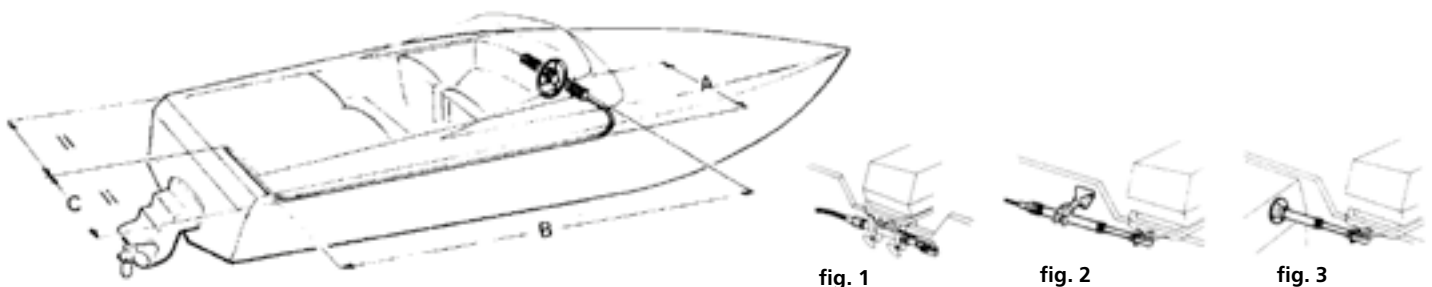
Example calculation for outboard steering tube installation (fig. 1)

A (50cm) + B (250cm) + C (80cm) = 380cm - 20cm for two bends (90 degrees) = 360 + 30,5 for tilt tube installation = 390,5cm : 30,5 = 12,8ft. Round off to 13ft.

Example calculation of transom installation, or splashwell mounting (fig. 2 and 3)

A (50cm) + B (250cm) + C (80cm) = 380cm - 20cm for two bends (90 degrees) = 360 : 30,5 = 11,8ft. Round off to 12ft.



Note! One major point of attention in choosing a steering system is the length of the cable. Cables will be installed in different boats and so in different ways, which means that the lengths given here will differ from the needed length.



SELECTION TABLE STEERING CABLE




Replacement cable	Steering head	Adapter	
M58	T67 Ultraflex	not required*	
	C230 / C231 Morse®		
	Compac-T® Teleflex®		
	805TX®		
M66	T85 - T71FC - T72FC	not required	
	T73NRFC - T74NRFC		
	T81FC - T83NRFC		
	Ultraflex Safe TQC® / NFB®		
	Teleflex® - D290 Morse®		
	T71 - T72 - T73NR - T74NR		K66// 75.232.766
	T81 - T83NR		
Ultraflex (discontinued)			
M47 DISCONTINUED USE M66 + K66	T71 - T72 - T73NR - T74NR	not required	
	T81 - T83NR Ultraflex (discontinued)		
	T85 - T71FC - T72FC	K46// 75.236.650	
	T73NRFC - T74NRFC		
	T81FC - T83NRFC		
	Ultraflex		
	T71FC - T72FC		
	Safe -T® - Big - T® Teleflex®		not required
M90 Mach	T91 - T93ZT	not required	
	T101 - T103ZT		
	T85 - T71FC - T72FC		
	T73NRFC - T74NRFC		
	T81FC - T83NRFC		
	Ultraflex		
	Safe - TQC® - NFB safe TII® NFB 4.2® Teleflex® - D290 Morse®		



*) For C 230/C231 Morse® and Compac - T® Teleflex® Steeringsystems the Adapter K55 - 37916 I is required, when the M58 Ultraflex Steering cable is manufactured before January 1995.

DETERMINING THE LENGTH OF A REPLACEMENT STEERING CABLE



The "D-size" is measured between the cable cores + 56cm.

D = length of the mantle

To order: "D-size" + length 56cm, divide by 30,5cm and to whole feet (ft) round.

Example: $D = 305\text{cm} + 56\text{cm} = 361\text{cm} : 30,5 = 11,8'$. Rounded to 12 feet (ft).



T67 STEERING SYSTEM

A complete steering kit needs to consist of:

- Steering helm T67
- M58 steering cable available in 1 foot (30.5 cm) increments (depending on needed length optional separate order)
- Steering wheel (optional order)
- Hardware adapters for motor (depending on motor type optional separate order)

Technical specifications:

- All cable ends stainless steel following ABYC safety requirements
- Corrosion resistant materials
- Steering hub 90° in black housing
- Four alternative mounting options of the steering system in order to enable an optimal cable lead-through
- About 2.5 steering wheel turns from Port to Starboard
- Stroke 230mm
- Maximum diameter of the steering wheel 380mm
- Minimum bend radius of the steering cables 200mm
- Maximum force applying on helm 1200N (120kg)
- Approved by Norske Veritas
- Meets norm 94/25 EEC/EN 28848
- Available in starter kit Rotech IV

Application

For outboard motors up to 40kW (55HP)

Steering helm

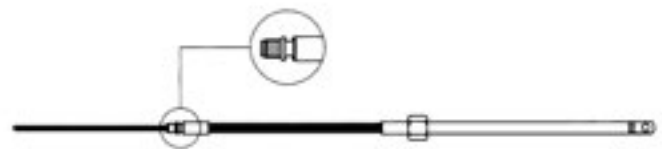
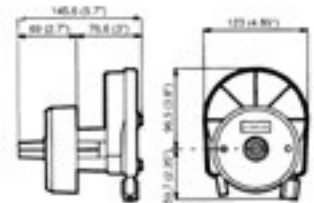
Art.no	Description
75.235.809	T67 with black bezel
75.235.810	T67 with white bezel

Steering cable M58

Art.no	Length ft	Length m
75.215.807	7	2,14
75.215.808	8	2,44
75.215.809	9	2,75
75.215.810	10	3,05
75.215.811	11	3,36
75.215.812	12	3,66
75.215.813	13	3,97
75.215.814	14	4,27
75.215.815	15	4,59

Steering cable M58

Art.no	Length ft	Length m
75.215.816	16	4,88
75.215.817	17	5,19
75.215.818	18	5,49
75.215.819	19	5,80
75.215.820	20	6,10
75.215.821	21	6,41
75.215.822	22	6,72
75.215.834	35	10,67



BASE KIT ROTECH IV

Rotech IV exists of:

- Mounting plate black
- Steering gear T67
- Cable M58

Art.no	Length ft	Length m
75.238.008	8	2,44
75.238.009	9	2,75
75.238.010	10	3,05
75.238.011	11	3,36
75.238.012	12	3,66

Art.no	Length ft	Length m
75.238.013	13	3,97
75.238.014	14	4,27
75.238.015	15	4,59
75.238.016	16	4,88



T85 ROTARY DRIVE STEERING SYSTEMS



A complete steering kit needs to consist of:

- Steering helm T85
- Steering cable M66 - available in lengths in full feet (30.5cm) (depending on needed length optional separate order)
- Steering wheel (optional order)
- Hardware adapters for motor (depending on motor type optional separate order)

Technical specifications:

- Sll cable ends of stainless steel following ABYC safety requirements
- Corrosion resistant materials
- Can be mounted even where space is limited
- Lock to lock steering wheel turns approx. 3
- Stroke 228mm
- Maximum diameter of the steering wheel Ø 406mm
- Minimum bend radius of the steering cables Ø 200mm
- Minimum feedback
- Compact for mounting
- Meeting safety requirements of ABYC and norm 94/25 CE/EN 28848

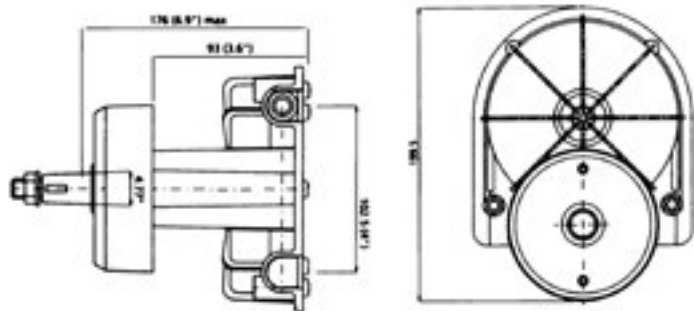
T85 steering system may not be applied on boats with engines exceeding the maximum number of kW/HP prescribed for that type of boat. See application chart on page 859.

Steering helm

Art.no	Description
75.235.812	T85 with black bezel
75.235.813	T85W with white bezel

Steering cable M66

Art.no	Length ft	Length m
75.217.007	7	2,14
75.217.008	8	2,44
75.217.009	9	2,75
75.217.010	10	3,05
75.217.011	11	3,36
75.217.012	12	3,66
75.217.013	13	3,97
75.217.014	14	4,27
75.217.015	15	4,59
75.217.016	16	4,88
75.217.017	17	5,19
75.217.018	18	5,49
75.217.019	19	5,80
75.217.020	20	6,10





T71FC AND T72FC ROTARY DRIVE STEERING SYSTEMS

A complete steering kit needs to consist of:

- Steering helm T71FC or T72FC
- Mounting plate (optional order)
- Steering cable M66 - available in lengths in full feet (30.5cm) (depending on needed length optional separate order)
- Steering wheel (optional order)
- Hardware adapters for motor (depending on motor type optional separate order)

Technical specifications

- All cable ends of stainless steel following ABYC safety requirements
- Corrosion resistant materials
- Can be mounted even where space is limited
- Can be built-in under 90° or 20° mounting
- Lock-to-lock steering wheel turns: approx. 3,8
- Stroke 228mm
- Maximum diameter of the steering wheel Ø 406mm
- Minimum bend radius of the steering cables 200mm
- Minimum feedback
- Compact for mounting
- Meeting safety requirements of ABYC and norm 94/25 CE/EN 28848
- Available in starter kit Rotech I

Application

For boats, faster than 50Mph, a hydraulic system is recommended. See application chart on page 859.

Steering system

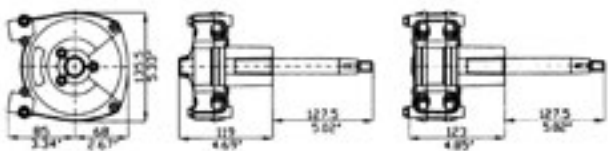

Art.no	Man. no	Description
75.236.651	T71FC	steering system with one cable
75.236.653	T72FC	steering system with 2 cables

Mounting plate

Art.no	Man. no	Description
75.236.654	X34	for 90° mounting
75.236.655	X35	for 20° mounting

Steering cable M66

Steering cable M66			Steering cable M66		
Art.no	Length ft	Length m	Art.no	Length ft	Length m
75.217.007	7	2,14	75.217.014	14	4,27
75.217.008	8	2,44	75.217.015	15	4,59
75.217.009	9	2,75	75.217.016	16	4,88
75.217.010	10	3,05	75.217.017	17	5,19
75.217.011	11	3,36	75.217.018	18	5,49
75.217.012	12	3,66	75.217.019	19	5,80
75.217.013	13	3,97	75.217.020	20	6,10



Art.no	Description
75.236.650	K46 adapter for mounting M47 to T71FC



Art.no	Description
75.232.766	K66 adapter for mounting M66 to T71

BASE KIT ROTTECH I

- Rotech I consists of:
- Mounting plate black (X34)
 - Steering gear T71FC
 - Cable M66

Art.no	Length ft	Length m	Art.no	Length ft	Length m
75.238.108	8	2,44	75.238.113	13	3,97
75.238.109	9	2,75	75.238.114	14	4,27
75.238.110	10	3,05	75.238.115	15	4,59
75.238.111	11	3,36	75.238.116	16	4,88
75.238.112	12	3,66			



T73NRFC AND T74NRFC ANTI-FEEDBACK STEERING SYSTEMS



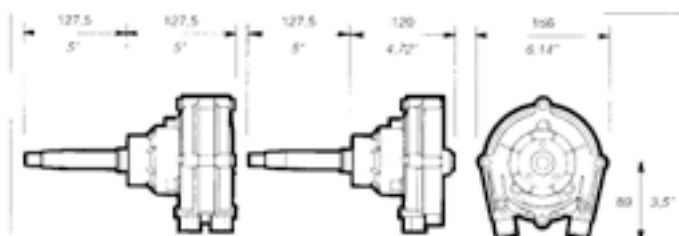
A complete steering kit needs to consist of:

- Steering helm T73NRFC or T74NRFC
- Mounting plate (optional order)
- Steering cable M66 - available in lengths in full feet (30.5cm), system T74 requires two cables (depending on needed length optional separate order)
- Steering wheel (optional order)
- Hardware adapters for motor (optional order)

Technical specifications:

- Patented anti-feedback mechanism
- Non-reversible system (anti-feedback) eliminates the continuous load on the operator caused by the propeller torque
- Ideal for big outboard and big propeller surfaces
- Compact steering system: the most compact one in its class by central position of axle through steering wheel
- Most suitable if where mounting clearance is limited
- Standard shaft: 3/4" conical
- All cable ends stainless steel following ABYC safety requirements
- Made exclusively of corrosion resistant materials
- Can be built-in under 90° or 20° mounting
- About 3.8 steering wheel turns from Port to Starboard
- Stroke 228mm
- Maximum diameter of the steering wheel Ø 406mm
- Minimum bend radius of the steering cables 200mm
- Meeting safety requirements of ABYC and norm 94/25 CE/EN 28848

For boats, faster than 50Mph, a hydraulic steering system is recommended. See application chart on page 859.



Steering system

Art.no	Man. no	Description
75.236.917	T73 NR FC	steering system with one cable
75.236.918	T74 NR FC	steering system with two cables

Mounting plate

Art.no	Man. no	Description
75.236.654	X34	for 90° mounting
75.236.655	X35	for 20° mounting

Steering cable M66

Art.no	Length ft	Length m
75.217.007	7	2,14
75.217.008	8	2,44
75.217.009	9	2,75
75.217.010	10	3,05
75.217.011	11	3,36
75.217.012	12	3,66
75.217.013	13	3,97
75.217.014	14	4,27
75.217.015	15	4,59
75.217.016	16	4,88
75.217.017	17	5,19
75.217.018	18	5,49
75.217.019	19	5,80
75.217.020	20	6,10





T91 HIGH PERFORMANCE STEERING SYSTEMS

A complete steering system needs to consist of:

- Steering helm T91
- Mounting bezel (optional order)
- Steering cable M90
- Optional steering wheel (optional order)
- Engine connection kits (depending on motor type optionalseperate order)

Technical specifications:

- The T91 steering system in combination with the M90 cable are the best mechanical steering systems on the market and with minimal steering recoil and high efficiency, the performance is comparable to a hydraulic system
- Specially designed for high performance use
- Fast and simple connection with patented fittings
- Corrosion resistant materials
- Also where space is limited to apply
- Recessed under 90° or 20° angle possible
- Approx. 42 rotations of port to starboard
- Stroke 228mm
- Maximum diameter of the steering wheel Ø 406mm
- Minimum bending radius of the steering cable 150mm
- Minimum recoil
- Compact built-in sizes
- According to the safety requirements of the ABYC P17 and EN28848
- Available in the Fourtech kit

For boats, faster than 50Mph, a hydraulic steering system is recommended. See application chart on page 859.




Steering helm

Art.no	Description
75.239.001	T91 Helm assembly

Steering cable M90 Mach

Art.no	Length ft	Length m	Art.no	Length ft	Length m
75.239.007	7	2,14	75.239.012	12	3,66
75.239.008	8	2,44	75.239.013	13	3,97
75.239.009	9	2,75	75.239.014	14	4,27
75.239.010	10	3,05	75.239.015	15	4,59
75.239.011	11	3,36	75.239.016	16	4,88



Mounting bezel

Art.no	Man. no	Description
75.236.654	X34	for 90° mounting
75.236.655	X35	for 20° mounting

STANDARD KIT FOURTECH I

Fourtech Kit consists of

- T91 operating system
- Mounting plate Black (X34)
- Steering cable M90

Art.no	Length ft	Length m	Art.no	Length ft	Length m
75.239.107	7	2,14	75.239.112	12	3,66
75.239.108	8	2,44	75.239.113	13	3,97
75.239.109	9	2,75	75.239.114	14	4,27
75.239.110	10	3,05	75.239.115	15	4,59
75.239.111	11	3,36	75.239.116	16	4,88



STEERING CABLE SUPPORTS



Adjustable cleat block of aluminium and stainless steel.

Art.no	Description
75.231.916	S39



Adjustable cleat block of corrosion resistant varnished steel.

Art.no	Description
75.236.191	S61SS with tube stainless stell
75.236.192	S61 with tube painted steel




Adjustable clamp block 53mm with stainless steel tube 283mm.

Art.no	Description
75.236.193	S62SS with tube stainless steel



Splashwell mounting, corrosion resistant.

Art.no	Description
75.231.917	S40



90° rudder support, corrosion resistant.

Art.no	Description
75.234.744	S55

CONNECTION KIT



Art.no	Description
75.231.918	A50 Connection kit for Yamaha motors



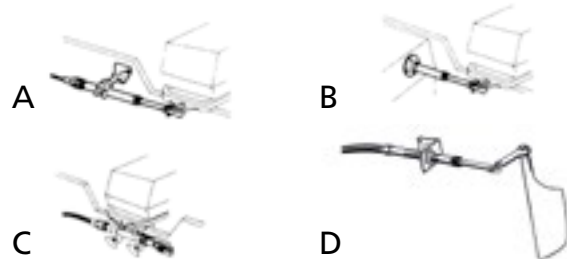
Art.no	Description
75.232.637	A73SS for Mercury engines
75.232.638	A74SS for Johnson and Evinrude engines



Art.no	Description
75.234.459	A75 Clevis

SPECIAL CONNECTORS FOR MOUNTING ON STERN

- System A: with cleat-block
- System B: with watertight cleat for thru-hull connection
- System C: with tiller helm
- System D: with 90° go-thru for rudder blade



Choice-list for accessories

Connection system	Steering cable and connector for engine
A	S39 or S61 or S61SS or S62SS + A75
B	S40 + A75
C	A73SS or A74SS
D	S55 + A75

GENEAL INFORMATION

There is a distinction between single and dual lever control units. The single lever control units are usually used today. These offer the advantage that both functions (gas and time link) are operated with a single lever. Because one must first fully take back the gas for one can switch into forward or reverse, damaging the transmission is nearly impossible. Single lever control units are virtually applicable on all outboard and inboard motors with hydraulic and cone transmission. In case of doubt please contact the manufacturer of the engine or transmission.

Two lever control units are used less frequently. The simple two lever control units for side mounting are often built in from the aspect of cost savings. They continue to be used in the professional shipping. In addition, the two lever control units are partially applied in powerboats.

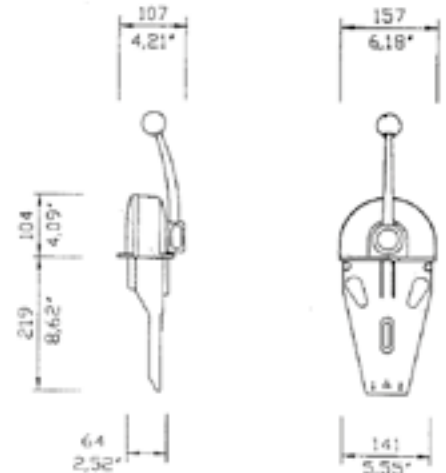
SINGLE LEVER CONTROL FOR TOP MOUNTING



- Made of chromed cast aluminium
- The lever can be allocated to switch off the switchbox during the warming up
- Built-in friction to prevent the expiration of the gas
- Safety switch X43 (38160L) can be integrated which prevents starting the control unit when not in neutral
- To be used with Ultraflex steering cables C2 and C8 and MACH ZERO
- For steering cable C22 on the B103 the connection set K33 is required

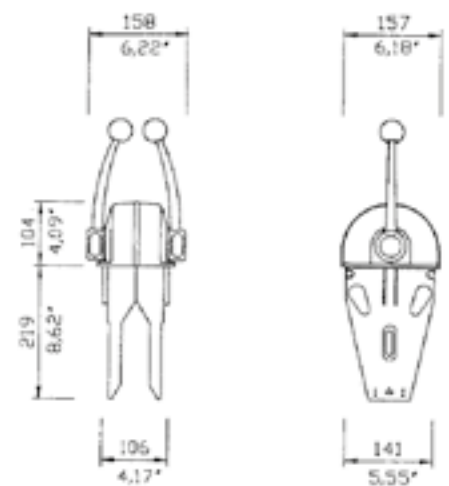
37923 K. Single lever control for one engine.

Art.no	Model
75.236.905	B103



37924 K. Single lever control for 2 engines.

Art.no	Model
75.236.906	B104



Silver ball handle for B103 and B104.

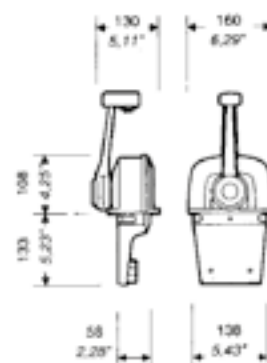
Art.no	Model
75.236.907	X55



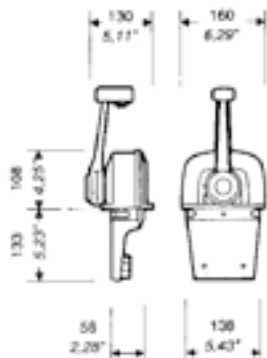
14 ENGINE CONTROL CABLES AND ACCESSORIES

TOP MOUNT SINGLE LEVER CONTROL

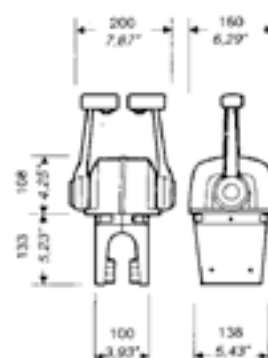
- Marine aluminium, chrome plated or powder coated
- The lever can be allocated to switch off the switchbox during the warming up
- Built-in friction to prevent the expiration of the gas
- Safety switch X12 (75.234.543) can be integrated which prevents starting the control unit when not in neutral
- To be used with Ultraflex steering cables C2, C8, C14, MACH ZERO, MACH14
- With connectorset K35 (75.234.730) the Ultraflex steeringcables C5, MACH5 and C16 can also be used



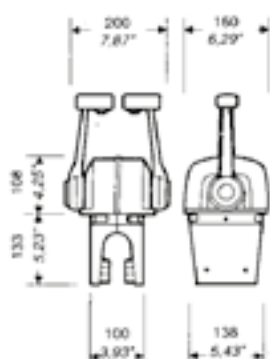
Art.no	Model
75.235.007	B73, black housing, for 1 engine



Art.no	Model
75.234.731	B65, chrome plated, for 1 engine



Art.no	Model
75.235.008	B74, black housing, for 2 engines



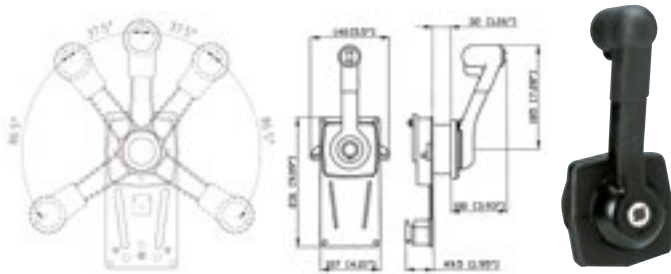
Art.no	Model
75.234.732	B66, chrome plated, for 2 engines



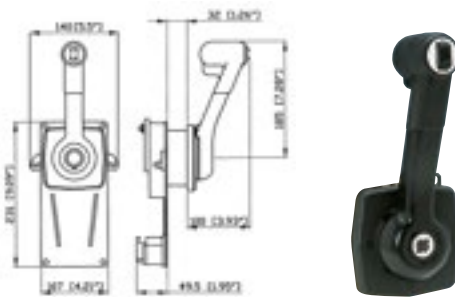
Art.no	Model
75.235.313	B77, black housing, for 1 engine with, trim switch

SIDE MOUNT SINGLE LEVER CONTROL

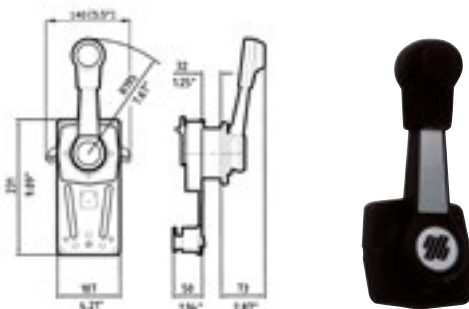
- Can be mounted horizontally or vertically, to both port and starboard side
- Equipped with an from outside adjustable extension spring pressure system
- The lever can be allocated to switch off the switchbox during the warming up
- Safety switch X12 (75.234.543) can be integrated which prevents starting the control unit when not in neutral
- All models are fitted with a positive lock-in neutral position blocking system in order to prevent damage to the clutch by unwanted shifting of gears
- Model B184 has a power trim switch placed on the underside of the lever so the engine is easily adjusted
- Can be used with all Ultraflex steering cables except C22 and C4
- For steering cables C5 and C16 the connection set K35 (75.234.730) is required



Art.no	Model
75.235.460	B183, with positive neutral position blocking system



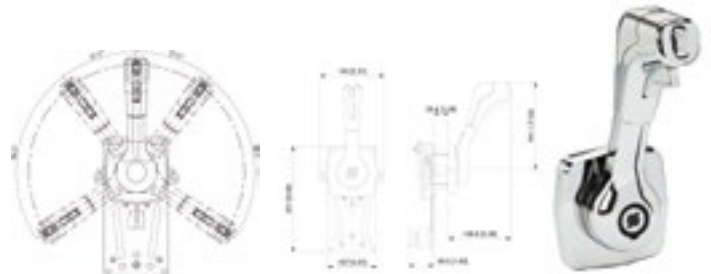
Art.no	Model
75.234.735	B184, with positive neutral position blocking system and trim switch



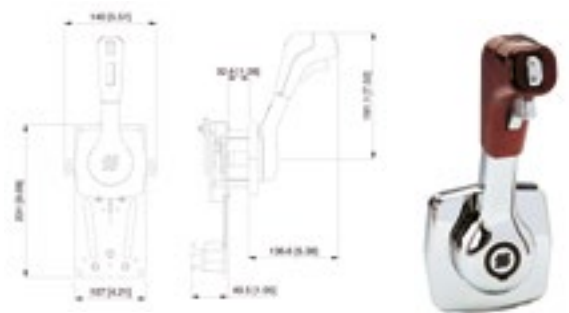
Art.no	Model
75.235.682	B85, with positive neutral position blocking system

SIDE MOUNT SINGLE LEVER CONTROL

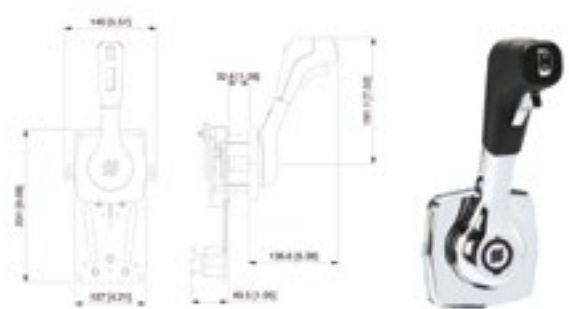
- Can be mounted horizontally or vertically, to both port and starboard side
- The handle is made of chrome plated aluminium suitable for water sports
- Equipped with an from the outside adjustable extension spring pressure system
- The lever can be allocated to switch off the switchbox during the warming up
- With trimswitch
- Safety switch X12 (75.234.543) can be integrated which prevents starting the control unit when not in neutral
- All models are equipped with a positive lock-in to damage to the times link neutrals tooth blocking to prevent inadvertent switching
- Can be used with Ultraflex steering cables C2, C8, C14, MaCH ZERO and MACH14
- For steering cables C5, MACH5 and C16 the connection set K35 (75.234.730) is required



Art.no	Model
75.235.685	B310CH, whole chrome implementation



Art.no	Model
75.235.686	B310BR, chrome-coloured implementation with brown handle



Art.no	Model
75.235.687	B310B, chrome-coloured implementation with black handle

14 ENGINE CONTROL CABLES AND ACCESSORIES

SIDE MOUNT SINGLE LEVER CONTROL



Suitable for any type of boat with outboard engine, inboard engine, or sterndrive units.

- Enables easy and safe shifting by preventing accidental gear engagement unless engine is idling
- Provided with an easy adjustable brake tension release system
- Push-in button for throttle operation in neutral (engine warm-up)
- Lock in neutral trigger to prevent accidental engaging
- X41 (with IP67 Protection) and X48 optional neutral safety switches available to prevent in-gear starting
- Exceeds EN ISO 11547 standards when X41 safety switch is installed
- B110 ETC (Electronic Throttle Control) available upon request
- Trim switch integrated in shift lever
- For use with Ultraflex C2, C8 and MACHZero control cables
- Ultraflex C5 and Mach5 cables require the K74 connection kit
- Ultraflex C36 and Mach36 cables require the K75 connection kit
- Ultraflex C14 and Mach14 cables require the K76 connection kit



Art.no	Man. no	Description	Colour
75.235.696	43521Y	Side mount control B110W	white



Art.no	Man. no	Description	Colour
75.235.697	43522A	Side mount control B110B with kill switch	black



Art.no	Man. no	Description	Colour
75.235.698	43523C	Side mount control B110w with kill switch	white



Art.no	Man. no	Description	Colour
75.235.695	39367S	Side mount control B110B	black



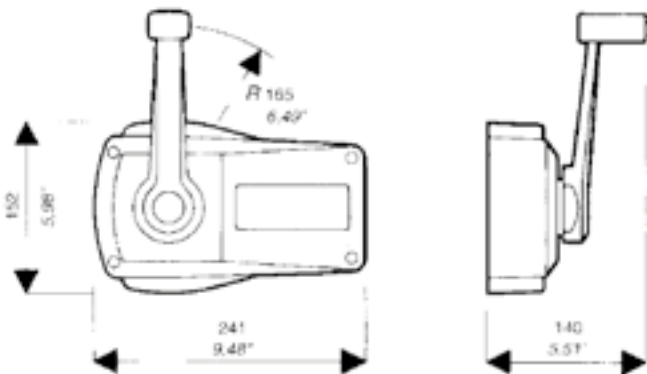
www.talamex.com

14 ENGINE CONTROL CABLES AND ACCESSORIES

SIDE MOUNT SINGLE LEVER CONTROL



- Light and easy manoeuvring; prevents unwanted change of direction, unless engine is shut off
- Can be mounted horizontally or vertically, both Port and Starboard
- Manufactured of coated marine aluminium
- The lever can be pulled out and fixed for safety during warming up
- A safety switch X12 (option) prevents starting with the engine already running all models are fitted with a positive lock-in neutral position blocking system
- In order to prevent damage to the clutch by unwanted shifting of gears
- Can be used with all Ultraflex steering cables except C22 and C4
- For steering cables C5 and C16 the connection set K35 (75.234.730) is required

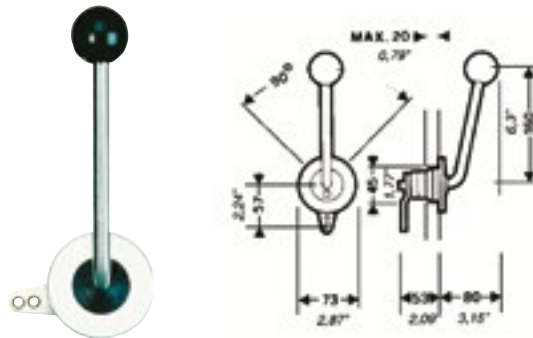


Art.no	Model
75.236.151	B89, ivory housing
75.236.152	B90, black housing

SIDE MOUNT SINGLE LEVER CONTROL



- Lever and flange made of stainless steel
- Side mounting
- Only 1 function, for example, gas or hydraulic
- Locking points
- To use with Ultraflex steering cables C2 and C8 and MACH ZERO

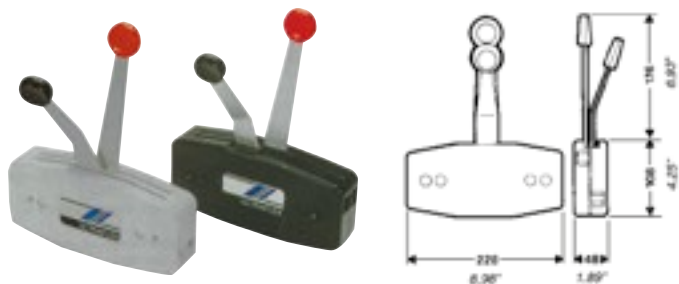


Art.no	Model
75.232.386	B35

TWO-LEVER CONTROL UNITS



- Plastic house with aluminium handles
- Can be mounted to both port and starboard side
- To be used with Ultraflex steering cables C5 and MACH5
- For the C2, C8 and MACH ZERO connection set K25 (75.232.775) is required
- For the C14 en MACH14 connection set K23 (75.232.733) is required



Art.no	Model
75.232.770	B47, light-grey housing
75.233.283	B49, black housing



ACCESSORIES FOR CONTROL UNITS

Control box and control cable application matrix

Single lever controls

	B400	B183 - B184 - B85 - B310Serie	B110	B301 - B302 B501Serie	B103	B104	B65 - B66 B73 - B74 B77 - B79	B89 - B90
C2	X	X	X	K59*	X	X	X	X
C8	X	X	X	K59*	X	X	X	X
C14	-	X	K76	X	-	-	X	X
C5	-	K35	K74	K60	-	-	K35	K35
C36	-	-	K75	K62	-	-	-	-
C16	-	K35	-	K60	-	-	K35	K35
C22	-	-	-	K61	K33	-	-	-
MACH ZERO	X	X	X	K59*	X	X	X	X
MACH5	-	K35	K74	K60	-	-	K35	K35
MACH36	-	-	K75	K62	-	-	-	-
MACH14	-	X	K76	X	-	-	X	X

*: supplied with the control

X: no kit required

-: no connection

Two lever controls

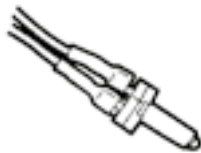
	B322 - B324	B46 - B50 - B58 - B59 - B204 - B208	B99 - B101 - B102	B47 - B49	B35
C2	K67*	X	X	K25	X
C8	K67*	X	X	K25	X
C14	X	-	-	K23	-
C5	K63	-	-	X	-
C36	K65	-	-	-	-
C16	K63	-	-	X	-
C22	K64	K22	K32	-	-
MACHZERO	K67*	X	X	K25	X
MACH5	K63	-	-	X	-
MACH36	K65	-	-	-	-
MACH14	X	-	-	K23	-

*: supplied with the control

X: no kit required

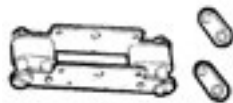
-: no connection

Safety switch, prevents from starting while engine is running.



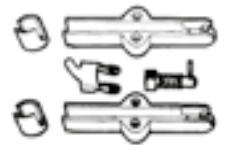
Art.no	Description
75.234.543	X12

Connector set for C22 cable for dual lever units B46, B50, B58, B59, B203, B204, B207, B217, B218, B219 and B220.



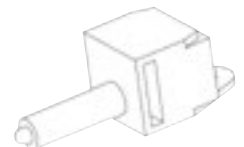
Art.no	Description
75.234.713	K22

Connector set for C14 cable for two-handle units B47 and B49.




Art.no	Description
75.232.733	K23

Neutral safety switch to prevent ingear starting, suitable for B110 control boxes.



Art.no	Man. no	Description
75.235.703	43527L	Neutral safety switch X48



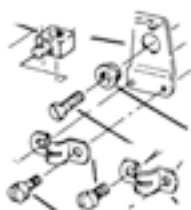
Set to connect cable C2, MACH ZERO and C8 to two-handle units B47 and B49.

Art.no	Description
75.232.775	K25



Kit to connect C22 cable with two lever control units B99, B100, B101, B102

Art.no	Description
75.232.662	K32



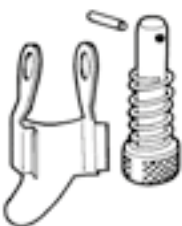
Kit to connect C22 cable to unit B013

Art.no	Description
75.232.533	K33



Set to connect cable C5, MACH5 and C16 to one-handle units except B103, B104, B301 and B302

Art.no	Description
75.234.730	K35



Set to connect cable C14 and MACH14 with B89 en B90

Art.no	Description
75.232.526	K51

STEERING CABLE GROMMETS




Kit to connect C5 and MACH5 cables to the B110 control boxes.

Art.no	Man. no	Description
75.235.700	43518K	K74



Kit to connect C36 and MACH36 cables to the B110 control boxes.

Art.no	Man. no	Description
75.235.701	43519M	K75



Kit to connect C14 and MACH14 cables to the B110 control boxes.

Art.no	Man. no	Description
75.235.702	43520W	K76



Art.no	Man. no	Type	Ø mm	H mm
75.231.921	38060 I	R1 B large	152	110
75.231.922	38061 J	R2 B small	105	65
75.231.923	38062 K	R3 B 2 holes	105	52
75.231.920	38827 V	R4 B adjustable	105	68



Art.no	Man. no	Type	Ø mm	H mm
75.231.924	38953 A	R1 W large	152	110
75.231.925	38954 C	R2 W small	105	65
75.231.926	38955 E	R3 W 2 holes	105	52
75.231.927	38956 G	R4 W adjustable	105	68



Art.no	Man. no	Type	Ø mm	H mm
75.231.928	39279V	R1 large	152	110
75.231.929	39280D	R2 small	105	65
75.231.930	39281F	R3 two cable grommets	105	52



ENGINE CONTROL CABLES INFO

DETERMINE THE LENGTH OF A NEW ENGINE CONTROL CABLE

FOR NEW INSTALLATION, measure A + B distance from the control along an unobstructed cable routing to clutch and / or throttle connection. Round this dimension off to the next whole foot: you will have your cable length. We recommend that the cable bends have a minimum radius of about 8" (200mm). For outboard engine installations, it is necessary to add three feet to the obtained length, in order to allow the engine movement.

DETERMINE THE LENGTH OF A REPLACEMENT ENGINE CONTROL CABLE

To determine the needed length of the replacement cable, measure it from tip to tip. When ordering, specify the cable length in feet, rounding the dimension off to the next whole value.

HIGH PERFORMANCE MACH SERIES

The PATENTED "high performance" MACH™ Cables are the result of our decades of experience in producing high quality, long lasting, flexible cables. The innovative core design maximizes efficiency and minimizes lost motion, while the exclusive design of the conduit provides extremely high level of flexibility.

FEATURES AND PERFORMANCE MACH SERIES

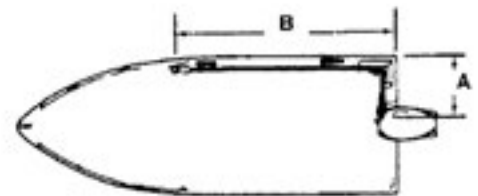
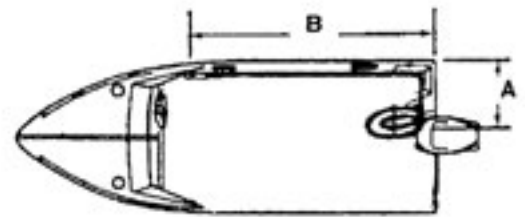
Available in the following configurations:

- MACHZero - Universal style (like C2, C8)
- MACH5 - Mercury® style (like C5)
- MACH36 - Gen II Mercury® style (like C36)
- Suitable for outboard – inboard and sterndrive engines
- High efficiency for smooth operation
- High flexibility for reduced bend radius. Ideal for long complex cable routings
- Maintenance free
- Stainless steel cables end fittings
- High resistance blue outer jacket against abrasion, UV and chemicals

TERMINE LENGT ENGINE CONTROL CABLE

Outboard motor $A + B + 90\text{cm (3ft)} = L$

Inboard motor/stern-drive $A + B = L$



Selection of engine control cables

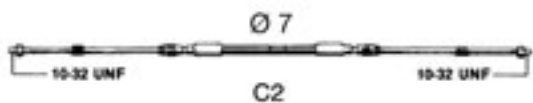
type	engines	Ultraflex control cables
Outboard engine	Mercury® and Gen. II	C36-MACH36
"	Mercury®	C5-MACH5
"	Mariner® over 37 kW (50 HP)	C5-MACH5
"	Mariner® up to 37 kW (50P)	C16
"	Force®	C2-C8-MACHZero
"	Selva®	C2-C8-MACHZero
"	Yamaha®	C2-C8-MACHZero
"	Suzuki®	C2-C8-MACHZero
"	Tohatsu®	C2-C8-MACHZero
"	Honda®	C2-C8-MACHZero
"	Nissan®	C2-C8-MACHZero
"	Johnson®-Evinrude®-BRP® (after '79)	C14-MACH14
Stern drive	MerCruiser® and Gen. II	C36-MACH36
"	MerCruiser®	C5-MACH5
"	OMC®-BRP® (after '79)	C14-MACH14
"	Volvo Penta®	C2-C8-MACHZero-C22
"	Volkswagen®	C2-C8-MACHZero-C22
"	Yanmar®	C2-C8-MACHZero-C22
Inboards	All brands	C2-C8-MACHZero-C22

14 ENGINE CONTROL CABLES

C2 ENGINE CONTROL CABLE



Stroke 87mm (3,4"). For inboards, stern-drives and outboards with the correct connectors used.

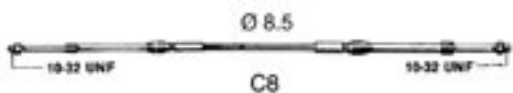


Art.no	Length ft	Length m
75.220.205	5	1,53
75.220.206	6	1,83
75.220.207	7	2,14
75.220.208	8	2,44
75.220.209	9	2,75
75.220.210	10	3,05
75.220.211	11	3,36
75.220.212	12	3,66
75.220.213	13	3,97
75.220.214	14	4,27
75.220.215	15	4,59
75.220.216	16	4,88
75.220.217	17	5,19
75.220.218	18	5,49
75.220.219	19	5,80
75.220.220	20	6,10
75.220.221	21	6,41
75.220.222	22	6,72
75.220.223	23	7,03
75.220.224	24	7,33

C8 ENGINE CONTROL CABLE



Stroke 87mm (3,4"). For inboard-, outboard- and stern-drives with the right connectors used. For MMC connection.



Art.no	Length ft	Length m
75.220.805	5	1,53
75.220.806	6	1,83
75.220.807	7	2,14
75.220.808	8	2,44
75.220.809	9	2,75
75.220.810	10	3,05
75.220.811	11	3,36
75.220.812	12	3,66
75.220.813	13	3,97
75.220.814	14	4,27
75.220.815	15	4,59
75.220.816	16	4,88
75.220.817	17	5,19
75.220.818	18	5,49
75.220.819	19	5,80
75.220.820	20	6,10
75.220.821	21	6,41
75.220.822	22	6,72
75.220.823	23	7,03
75.220.824	24	7,33

CZERO ENGINE CONTROL CABLE



Stroke 87mm (3,4"). For in- and outboards as well as for stern drives. Very suitable for heavy duty use and long cables. Blue outside cover.

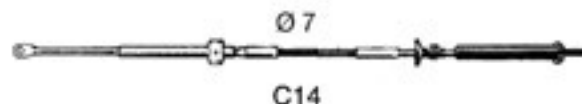


Art.no	Length ft	Length m
75.220.007	7	2,14
75.220.008	8	2,44
75.220.009	9	2,75
75.220.010	10	3,05
75.220.011	11	3,36
75.220.012	12	3,66
75.220.013	13	3,97
75.220.014	14	4,27
75.220.015	15	4,59
75.220.016	16	4,88
75.220.017	17	5,19
75.220.018	18	5,49
75.220.019	19	5,80
75.220.020	20	6,10
75.220.021	21	6,41
75.220.022	22	6,72

C14 ENGINE CONTROL CABLE



Stroke 75mm (3"). Suits Johnson, Evinrude and OMC engines from of year 1979.



Art.no	Length ft	Length m
75.221.405	5	1,53
75.221.406	6	1,83
75.221.407	7	2,14
75.221.408	8	2,44
75.221.409	9	2,75
75.221.410	10	3,05
75.221.411	11	3,36
75.221.412	12	3,66
75.221.413	13	3,97
75.221.414	14	4,27
75.221.415	15	4,59
75.221.416	16	4,88

C36 ENGINE CONTROL CABLE



Stroke 87mm (3,4"). For Mercury and Mercruiser Motoren and Mercury Generation II Series.

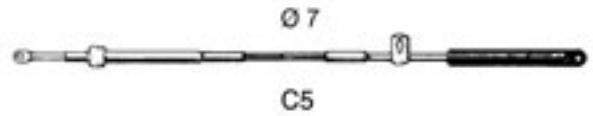


Art.no	Length ft	Length m
75.220.523	8	2,44
75.220.524	9	2,75
75.220.525	10	3,05
75.220.526	11	3,36
75.220.527	12	3,66
75.220.528	13	3,97
75.220.529	14	4,27
75.220.530	15	4,59
75.220.531	16	4,88
75.220.532	17	5,19
75.220.533	18	5,49
75.220.534	19	5,80
75.220.535	20	6,10

C5 ENGINE CONTROL CABLE



C5 Stroke 95mm (3,75"). For Mercury and Mercruiser engines.

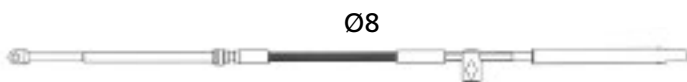


Art.no	Length ft	Length m
75.220.506	6	1,83
75.220.507	7	2,14
75.220.508	8	2,44
75.220.509	9	2,75
75.220.510	10	3,05
75.220.511	11	3,36
75.220.512	12	3,66
75.220.513	13	3,97
75.220.514	14	4,27

MACH36 ENGINE CONTROL CABLE



Stroke 87mm (3,4"). High Performance cable for Mercury and Mercruiser Motoren and for Mercury Generation II Series.




Art.no	Length ft	Length m
75.220.543	8	2,44
75.220.544	9	2,75
75.220.545	10	3,05
75.220.546	11	3,36
75.220.547	12	3,66
75.220.548	13	3,97
75.220.549	14	4,27
75.220.550	15	4,59
75.220.551	16	4,88
75.220.552	17	5,19
75.220.553	18	5,49
75.220.554	19	5,80

MACH5 ENGINE CONTROL CABLES



Strokelength 95mm (3,75"). Especially for Mercury and Mariner engines, very suitable for high working load and complex cable pathways.



Art.no	Length ft	Length m
75.221.007	7	2,14
75.221.008	8	2,44
75.221.009	9	2,75
75.221.010	10	3,05
75.221.011	11	3,36
75.221.012	12	3,66
75.221.013	13	3,97
75.221.014	14	4,27
75.221.015	15	4,59
75.221.016	16	4,88
75.221.017	17	5,19
75.221.018	18	5,49
75.221.019	19	5,80
75.221.020	20	6,10
75.221.021	21	6,41
75.221.022	22	6,72

14 ENGINE CONTROL CABLES

C16 ENGINE CONTROL CABLE



Stroke 80mm (3,1"). Suits Mariner engines till 29kW (40Hp).



Art.no	Length ft	Length m
75.221.607	7	2,14
75.221.608	8	2,44
75.221.609	9	2,75
75.221.610	10	3,05
75.221.611	11	3,36
75.221.612	12	3,66
75.221.613	13	3,97
75.221.614	14	4,27
75.221.615	15	4,59
75.221.616	16	4,88

B14 ENGINE CONTROL CABLE



Stroke 70mm (2,8"). Designed for throttle, fuel shut-off and other applications. Supplied with connectors L13 and L14 and a fixed button at the end of the cable.



Art.no	Length ft	Length m
75.220.107	7	2,14
75.220.108	8	2,44
75.220.109	9	2,75
75.220.110	10	3,05
75.220.111	11	3,36
75.220.112	12	3,66
75.220.113	13	3,97
75.220.114	14	4,27
75.220.115	15	4,59
75.220.116	16	4,88
75.220.117	17	5,19
75.220.118	18	5,49
75.220.119	19	5,80
75.220.120	20	6,10

K68 BUILT IN KIT



K68 built-in kit for B14 chrome.

Art.no

75.220.608

ACCESSORIES FOR MOTOR CONTROL CABLES



Cable clamp block.

Art.no

Model

75.230.324

L2



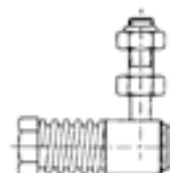
Cable clamp for C2, C7, C8 and MACH ZERO cables.

Art.no

Model

75.230.325

L3



Balljoint for C2, C7, C8 and MACH ZERO cables.

Art.no

Model

75.230.329

L7



Ball joint, 10-32 UNF for C2, C7, C8 and MACH ZERO cables.

Art.no	Model
75.230.334	L12



Cleat connector for C4 and C14 cables.

Art.no	Model
75.230.335	L13



Cable clamp for C2, C7, C8 and MACH ZERO cables.

Art.no	Model
75.230.336	L14



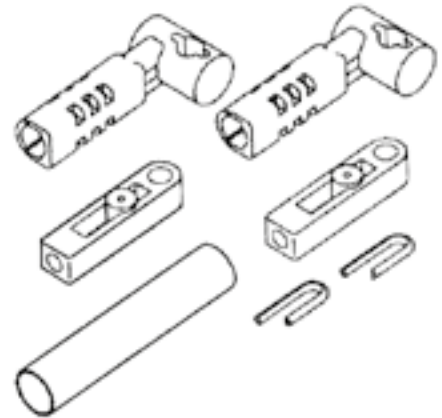
Connector 10-32 UNF for C2, C7, C8 and MACH ZERO cables.

Art.no	Model
75.231.906	L25



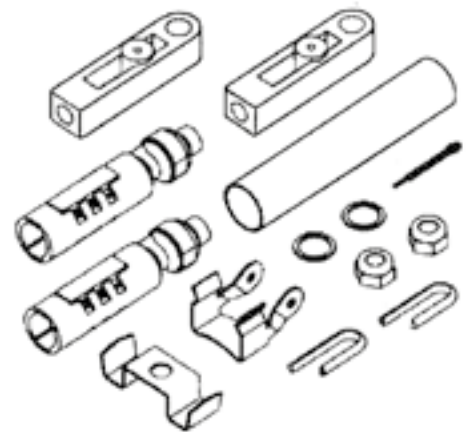
Connector 1/4" x 28 thread for C22.

Art.no	Model
75.233.517	L26




Connection set, to connect C2, C8, and MACH ZERO cables, to Mercury engines

Art.no	Model
75.000.056	K56



Connection set, to connect C2, C8, and MACH ZERO cables, to Johnson/ Evinrude engines.

Art.no	Model
75.230.319	K57



Choice unit for double mechanical steering gear. Independent control of speed and reverse clutch from different control stations.

Attention: before changing control stations put the handle and clutch in O-stand and neutral stand.

Art.no	Model
75.231.649	L23



All parts of hydraulic steering Ultraflex systems are specially designed and manufactured for marine use. The materials are designed for this use and guarantee a long and safe operation under these conditions.

General information about the Ultraflex steering systems

How does a hydraulic steering system work?

By turning the steering wheel hydraulic oil is pumped from the control unit (essentially a hydraulic pump) by the hydraulic tubes (made of brass or nylon) to the cylinder of the steering system for the movement of the pistons.

The hydraulic cylinders are double-acting: so there are two rooms in the hydraulic cylinder. When oil is pumped in one room, at the same time, of the other room oil flows back into the control unit. In the control unit are also valves installed to ensure that forces from outside on the hydraulic piston (e.g. waves, motor forces), cannot be transferred to the control unit. These valves also provide a split at various steering modes.

Notes to the selection of a hydraulic steering system

The forces necessary for the work of a hydraulic steering, be affected by several factors

1. Boat speed
2. The dimensions of the rudder, engine performance
3. Propeller size
4. Boat type
5. Water flows and weather conditions

It is also crucial which steering system is combined with the hydraulic cylinder. For example, one takes a steering system with a small volume chamber (amount of oil that is pumped turning the wheel) and combines this with a hydraulic cylinder with a large volume, it will make the necessary forces small. However in that case, to achieve a full release of the piston, many rotations are required. Does one choose the opposite, than just two rotations are required for a full release of the pistons. However, this costs a lot more power.

The choice for the build in steering system should be taken in consultation with the builder of the boat and/or engine manufacturer as well as the yard that runs the installation. In general these steering systems should not be built in at boats that sail faster than 60mph (97km/h) or whose engine power of that boat exceeds the specifications by the boat builder.



OUTBOARD SELECTION



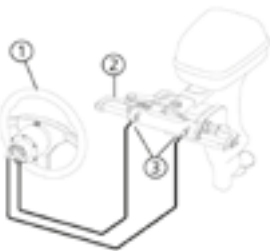
OUTBOARD CYLINDERS Maximum power rating applicable					
Cylinder model	Single engine Single cylinder	Double engine single cylinder		Double engine double cylinder	
		NON counter rotating propellers	Counter rotating propellers	NON counter rotating propellers	Counter rotating propellers
	Max hp power	Max hp power	Max hp power	Max hp power	Max hp power
UC81-OBF	115	not applicable	not applicable	not applicable	not applicable
UC95-OBF	175	175	175	not applicable	not applicable
UC68-OBS	150	not applicable	not applicable	not applicable	not applicable
UC128-OBF	300	300	500	500	600
UC130-SVS	350	350	600	600	700
UC132-OBS	250	250	300	300	300

WARNING: These recommendations should be used as a general reference only. Final selection should be made with the assistance of a qualified installation technician. For any further information please contact our technical sales department.

STEERING WHEEL TURNS single cylinder										
Cylinder model	UP18 18cc	UP20 20cc	UP25 25cc	UP28 28cc	UP33 33cc	UP39 39cc	UP45 45cc	UP28-SVS 28cc	UP33-SVS 33cc	UP39-SVS 39cc
UC81-OBF	4,5	-	-	-	-	-	-	-	-	-
UC95-OBF	-	4,7	-	-	-	-	-	-	-	-
UC128-OBF	-	-	5,1	4,3	3,6	3,1	-	-	-	-
UC130-SVS	-	-	-	-	-	-	-	4,6	3,9	3,3
UC68-OBS	-	3,4/5,0	-	-	-	-	-	-	-	-
UC132-OBS	-	-	5,6/6,9	4,7/5,8	4,0/4,9	3,4/4,2	2,9/3,6	-	-	-
UC133-IOB	-	-	5,6	4,7	4	3,4	2,9	-	-	-

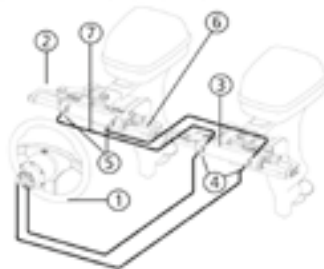
Recommended

SINGLE STATION / SINGLE CYLINDER:



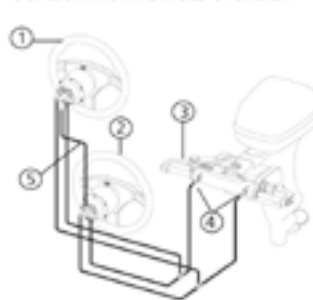
1. helm
2. starboard cylinder
3. bleed valves

SINGLE STATION / DUAL CYLINDER:



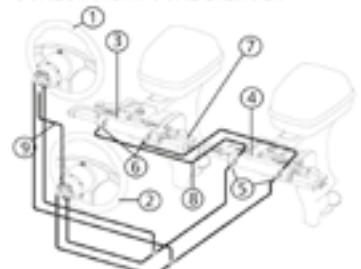
1. helm
2. starboard cylinder
3. port cylinder
4. "T" fittings
5. bleed valves
6. tie bar
7. kit OB-2C (Kit OB-2C-SVS for SilverSteer™)

DUAL STATION / SINGLE CYLINDER



1. upper station helm
2. lower station helm
3. starboard cylinder
4. bleed valves
5. kit OB-2S

DUAL STATION / DUAL CYLINDER



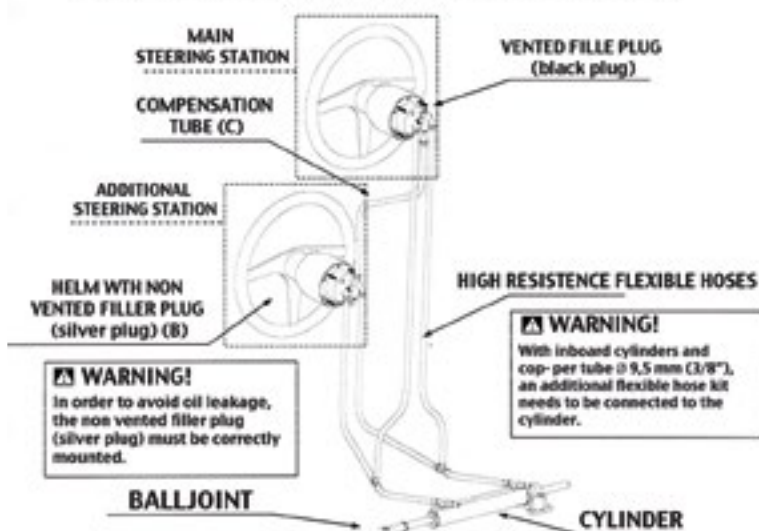
1. upper station helm
2. lower station helm
3. starboard cylinder
4. port cylinder
5. "T" fittings
6. bleed valves
7. tie bar
8. kit OB-2C (Kit OB-2C-SVS for SilverSteer™)
9. kit OB-2S



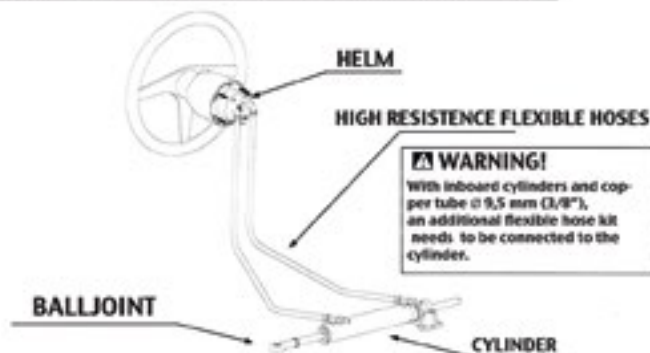
Inboard steering system application guide									
Boath length	Up to 10m	Up to 10m	Up to 10m	10 to 12m	10 to 12m	12 to 14m	14 to 16m	16 to 18m	18 to 20m
Cylinder									
Pump	UC69-I	UC116-I	UC168-I	UC215-I	UC293-I	UC339-I	UC378-I	UC442-I	UC530-I
UP20	3,5N - 3/8"								
UP25		4,6N - 3/8"	6,72L - 3/8"	8,6L - 3/8"					
UP28		4,1M - 3/8"	6N - 3/8"	7,6L - 3/8"					
UP33		3,5H - 3/8"	5,1M - 3/8"	6,5N 3/8"	8,8L - 3/8"				
UP39			4,3H - 3/8"	5,5M - 3/8"	7,5N - 3/8"	N/A			
UP39-I R				N/A	N/A	8,6N - R7	9,6L - R7		
UP45					6,5M - 3/8"	N/A	N/A		
UP45-I R						7,5M - R7	8,4N - R7	9,8N - R7	11,5L - R7
UP56						6,0P - R7	6,7M - R7	7,9N - R7	9,5N - R7
UP68							5,5P - R7	6,5M - R7	7,8N - R7

Steering wheel turns lock to lock	Steering wheel feeling	Hose type
	L = LIGHT	3/8" = 5/16 HOSE AND FITTINGS OR KIT-OB/M R7 = TUR7 FLEXIBLE HOSE OR FR7 FITTINGS
	N = NORMAL	
	M = MEDIUM	
	P = HEAVY	

DUAL STEERING STATION INSTALLATION DIAGRAM



SINGLE STEERING STATION INSTALLATION DIAGRAM



GOTECH™ OUTBOARD SET



GOTECH™ hydraulic control system to 115 HP consists of:

- UP18 intermediate mount helm pump
- UC81-OBF front mount cylinder
- OL150 2l hydraulic oil
- Kit OB-GT / M hose kit diameter Ø 1/4", 2 x 6m (19.7') long
- Number of wheelturns 4,5

The steering pump UP18 is equipped with a shut-off valve, preventing setbacks from the motor to the steering wheel. In addition, a built-in bypass valve prevents damage from overpressure. The steering pump UP18 can be used with the cylinder UC81-OBF.

Technical information UP18

- Capacity per stroke 18cc
- 5 Plumper
- Maximum wheel diameter Ø 508mm
- 55bar/800PSI

Technical information UP81-OBF

- Same number of strokes from middle to the starboard and port (balanced)
- Volume 81cc
- Output force 222kg
- Inner diameter Ø 27,4mm
- Stroke 186mm
- Hose connection 3/8"

Art.no	Description
75.244.000	Hydraulic outboard set up to 115HP

GOTECH™ INBOARD SET



GOTECH™ hydraulic control system to 115 HP consists of:

- UP18 Intermediate mount helm pump
- UC69-I Inboard cylinder
- OL150 2l hydraulic oil
- Kit OB-GT / M hose kit diameter Ø 1/4", 2 x 6m (19.7') long
- Number of wheelturns 3,8

The steering pump UP18 is equipped with a shut-off valve, preventing setbacks from the motor to the steering wheel. In addition, a built-in bypass valve prevents damage from overpressure. The steering pump UP18 can be used with the cylinder UC69-I.

Technical information UP18

- Capacity per stroke 18cc
- 5 Plumper
- Maximum wheel diameter Ø 508mm
- 55bar/800PSI

Technical information UP69-I

- Same number of strokes from middle to the starboard and port (balanced)
- Volume 69cc
- Output force 168kg
- Stroke 150mm
- Torque 32kgm
- Inner diameter Ø 25mm
- Hose connection 3/8"

- A: 150mm - 5,9"
- C: 105mm - 4,13"
- E: 31,3mm - 1,23"
- G: 73mm - 2,87"
- B: 129mm - 5,11"
- D: 417mm - 16,42"
- F: 40mm - 1,57"
- Rod Ø: 14mm - 0,6"

Art.no	Description
75.243.999	Hydraulic inboard set up to 115HP

HYTECH™ OUTBOARD SET



This set is suitable for most outboard motors up to 175HP on the market. The set contains steering pump, steering cylinder, hydraulic hoses, and hydraulic oil. In short, all the elements to replace an existing hydraulic or mechanical set or to install a new one. Including 6 metres of hose that can be cut to the required length and reusable fittings.

HYTECH™ outboard hydraulic steering system up to 175 HP consists of:

- UP20F
- UC95-OBF/1
- OL150 2 litre Hydraulic oil
- KIT OB/M-60 (2 x 6meter hose)
- OB-F5/16 Reusable hose fittings
- KIT 2M-5/16 Bend restrictors

The UP20F steering pump is equipped with an integrated nonreturn valve, which prevents feedback from the engine into the hydraulic system. The pump is also equipped with a bypass valve that ensures that overpressure in the pump is prevented.

Technical information UP20F

- Oil displacement 20cc
- 3/4" Tapered stainless steel shaft for steering wheel
- Maximum steering wheel diameter Ø 508mm
- Maximum steering wheel diameter Ø with X52 406mm

Technical Information UC95-OBF

- Equal number of turns from centre to starboard and port (balanced)
- Volume 95cc
- Working pressure 278kg
- Stroke 186mm
- Fittings 3/8"
- Replaceable cylinder end caps

ATTENTION! Depending on the application, the UC95-OBF steering cylinder is available in two versions: UC95-OBF/1 and UC95-OBF/2 (available to order). This kit contains the UC95-OBF/1. For compatibility with your outboard see table on page 887.

Art.no	Man. no	Description
75.244.003	43657A	Hytech hydraulic set for outboard motors up to 175HP incl. 6meter hose

HYCO™ INBOARD SET



This set is suitable for the majority of inboard engines up to 150 HP on the market. The set contains all elements to replace or build in an existing hydraulic or mechanical set. Including 6 metres of custom made hose, including fittings.

Hyco™ Inboard hydraulic steering system to 150 HP consists of:

- UP20F Intermediate mount helm pump
- UC69-1
- OL150 2l hydraulic oil
- KIT OB/M-60 (2 x 6 meter hose)
- Number of wheelturns: 3,5

The steering pump UP20F is equipped with a shut-off valve, preventing setbacks from the motor to the steering wheel. In addition, a built-in bypass valve prevents damage from overpressure.

Technical information UP20F:

- Capacity per stroke 20cc
- 5 Plumper
- Maximum wheel diameter Ø 508mm
- Maximum wheel diameter Ø with X52 406mm

Technical information UC69-1

- Same number of strokes from middle to the starboard and port (balanced)
- Volume 69CC
- Output force 168kg
- Inner diameter Ø 25mm
- Stroke 150mm
- Hose connection 3/8"

Art.no	Description
75.244.019	Hydraulic inboard set up to 150HP

NAUTECH™ OUTBOARD SET



This set is suitable for most outboard engines up to 300 HP on the market. The set contains all elements to replace or build in an existing hydraulic set. Including 9 metres of custom made hose including fittings.

Nautech™ Outboard hydraulic steering system up to 300 HP consists of:

- UP28 Intermediate mount helm pump
- UC128-OBF/1 (75244005)/ UC128-OBF/2 (75244008) (refer for compatibility to table on page 889)
- OL150 2l hydraulic oil
- KIT OB/M90 (2 x 9 meter hose)
- Number of wheelturns: 4,3

The steering pump UP28 is equipped with a shut-off valve, preventing setbacks from the motor to the steering wheel. In addition, a built-in bypass valve prevents damage from overpressure.

Technical information UP28F:

- Capacity per stroke 28cc
- 5 Plumper
- Maximum wheel diameter Ø 710 mm

Technical information UC128-OBF1/2/3

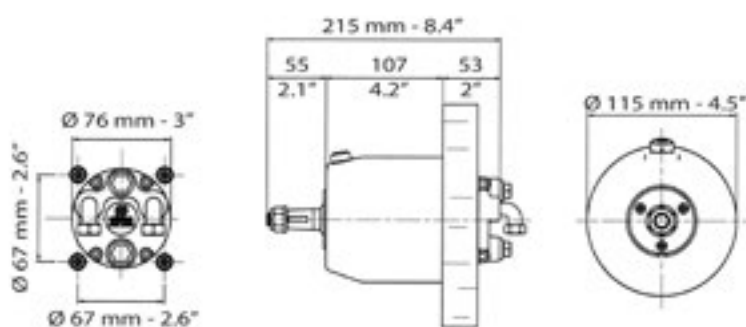
- Volume 128CC
- Output force 450kg
- Inner diameter Ø 35mm
- Stroke 185mm
- Hose connection 3/8"



Depending on the application the UC128-OBF is available in three versions: UC128-OBF/1, UC128-OBF/2 and the UC128-OBF/3 (on request). Refer to the table on page 889 for compatibility.

Art.no	Description
75.244.005	Hydraulics outboard set up to 300HP (UC128-OBF/1)
75.244.008	Hydraulics outboard set up to 300HP (UC128-OBF/2)

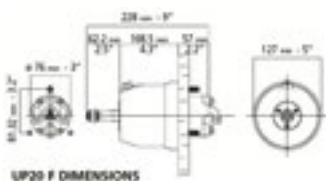
OVERVIEW HYDRAULIC STEERING PUMPS



Article number	Model	Displacement/ Revolutions	No. of pistons	Relief valve setting	Maximum wheel diameter	Weight
75.244.001	UP20 F	20cc - 1.2 cu.in	5	70Bar - 1000PSI	508mm - 20"	3,6kg - 8lbs
on demand	UP25 F	25cc - 1.5 cu.in	5	70Bar - 1000PSI	710mm - 28"	5kg - 11lbs
on demand	UP25NV F	25cc - 1.5 cu.in	5	70Bar - 1000PSI	710mm - 28"	5kg - 11lbs
75.240.025	UP28 F	28cc - 1.7 cu.in	5	70Bar - 1000PSI	710mm - 28"	5kg - 11lbs
75.240.035	UP33 F	33cc - 2.0 cu.in	7	70Bar - 1000PSI	710mm - 28"	5kg - 11lbs
on demand	UP33NV F	33cc - 2.0 cu.in	7	70Bar - 1000PSI	710mm - 28"	5kg - 11lbs
on demand	UP39 F	39cc - 2.4 cu.in	7	70Bar - 1000PSI	710mm - 28"	5kg - 11lbs
on demand	UP45 F	45cc - 2.7 cu.in	7	70Bar - 1000PSI	710mm - 28"	5kg - 11lbs

14 HYDRAULIC STEERING SYSTEMS

UP20 F HELM PUMP



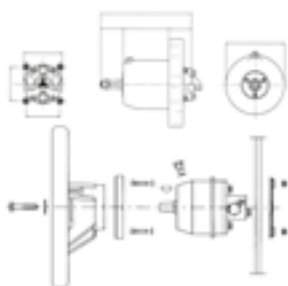
The Steering UP20 F pump is equipped with a non-return valve, which hit back on the engine steering wheel is prevented. A built-in by-pass valve prevents further damage in overpressure

Technical information UP20 F

- Oil displacement 20cc
- 5 plungers
- Maximum steering wheel diameter Ø 508mm
- Maximum steering wheel diameter with X52 Ø 406mm

Art.no	Model
75.244.001	UP20 F

UP28 F HYDRAULIC STEERING PUMP



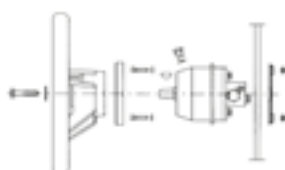
The UP28 F pump is provided with a built-on one way valve, which prevents rebound from the engine to the hydraulic system. Also the pump is provided with a bypass valve, which prevents overpressure in the pump, this prevents damages.

Technical data:

- Oil displacement 28cc
- Number of plungers 5
- Maximum recommended wheel size diameter Ø 710mm

Art.no	Model
75.240.025	UP28 F

HYDRAULIC STEERING PUMP UP33 F




The UP33 steering pump is fitted with a mounted check valve, this reduces recoil by the engine in the hydraulic system. Also, the pump is equipped with a bypass valve which prevents overpressure in the pump, so no damages occur.

Technical data:

- Oil displacement 33cc
- Number of plungers 7
- Maximum recommended wheel size diameter Ø 710mm

Art.no	Model
75.240.035	UP33 F

HYDRAULIC CYLINDER FRONT MOUNTING FOR OUTBOARD STEERING SYSTEMS UC95-OBF



Cylinder for front mounting applications with outboard motors up to 175HP. Extra durable and strong housing. Patented split pin system for the steering axle, making installation easy.

Technical data:

- Equal number of turns from centre to starboard and port (balanced)
- Volume 95cc
- Working pressure 278kg
- Inner diameter Ø 30mm
- Stroke 186mm
- Fittings 3/8"
- Replaceable cylinder end caps
- Available in two versions see page 887 for compatibility

Art.no	Man. no	Description
75.244.021	43515D	UC95-OBF/1 Hydraulikzylinder
75.244.023	43516F	UC95-OBF/3 Hydraulikzylinder



CYLINDER SELECTION UC95-OBF

Motor	Power	Year	Cylinder
Mercury/Mariner	100-115-150 EFI 2 Stroke	1991-2007	UC95-OBF/1
Mercury/Mariner	50-75-90 2 Stroke	1990-2208	UC95-OBF/1
Mercury/Mariner	75-90-115-125 Optimax 2 Stroke	2004-2018	UC95-OBF/3
Mercury/Mariner	135-150 Optimax 2 Stroke	2004-2018	UC95-OBF/1
Mercury/Mariner	40-50-60 EFI 4 Stroke	2004-to date	UC95-OBF/1
Mercury/Mariner	75-80-90 EFI 4 Stroke	2000-to date	UC95-OBF/1
Mercury/Mariner	100-115 EFI 4 Stroke	2007-to date	UC95-OBF/1
Mercury/Mariner	175-V6 4 Stroke	2018-to date	UC95-OBF/1
Evinrude	E40-E50-E55-E60 2 Stroke	2004-to date	UC95-OBF/1
Evinrude	E75-E90 2 Stroke	2004-to date	UC95-OBF/1
Evinrude	E115-E130-E135 2 Stroke V4	1995-to date	UC95-OBF/1
Evinrude	E150 2 Stroke V6	1995-to date	UC95-OBF/1
Yamaha	60-70 2 Stroke	1984-2008	UC95-OBF/1
Yamaha	75C-90 2 Stroke	1998-2008	UC95-OBF/1
Yamaha	115C-130B 2 stroke	1990-2008	UC95-OBF/1
Yamaha	150-175 HPDI VMAX 2 Stroke	2000-2007	UC95-OBF/1
Yamaha	F60-F75-F80 EFI 4 Stroke	1999-2007	UC95-OBF/1
Yamaha	F90-F100-F115-F150 EFI 4 Stroke	1999-2007	UC95-OBF/1
Yamaha	F115-F150-F175-L4 4 Stroke	2004-to date	UC95-OBF/1
Honda	BF75-80-90-100 4 Stroke	1995-to date	UC95-OBF/1
Honda	BF115D-130A 4 Stroke	1998-2009	UC95-OBF/3
Honda	BF115A 4 Stroke	2009-to date	UC95-OBF/1
Honda	BF135-150 4 Stroke	2005-to date	UC95-OBF/1
Honda	BF175 4 Stroke	2001-to date	UC95-OBF/1
Suzuki	DF70-80-90 4 Stroke	1998-to date	UC95-OBF/1
Suzuki	DF100-115-140 4 Stroke	1998-to date	UC95-OBF/1
Suzuki	DF150-175 4 Stroke	2006-to date	UC95-OBF/1
Tohatsu/Nissan	115-120-140 2 Stroke	2004-to date	UC95-OBF/1
Tohatsu/Nissan	70-90-115 TLDI 4 Stroke	2004-to date	UC95-OBF/1
Tohatsu/Nissan	BFT60-75-90-100 4 Stroke	2015-to date	UC95-OBF/1
Tohatsu/Nissan	BFT115-150 4 Stroke	2015-to date	UC95-OBF/1
Tohatsu/Nissan	MFS 50-60-75-90-100-114 4 Stroke	2018-to date	UC95-OBF/1
Selva	80 Portofino/Tigershark 2 Stroke	1995-2008	UC95-OBF/1
Selva	150 White Shark 2 Stroke	2001-2007	UC95-OBF/1
Selva	100 EFI Marlin-115EFI Narwhal	2001-2007	UC95-OBF/1
Selva	100-150EFI Killer Whale 4 Stroke	2000-to date	UC95-OBF/1
Johnson	BJ90-115-140 4 Stroke	2001-2007	UC95-OBF/1
Johnson	BJ70 4 Stroke	2001-2007	UC95-OBF/1
Johnson	J90-115 V4 2 Stroke	1995-2007	UC95-OBF/1
Johnson	J150-175 V6 2 Stroke	1995-2007	UC95-OBF/1

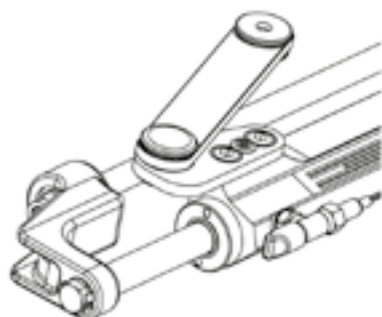
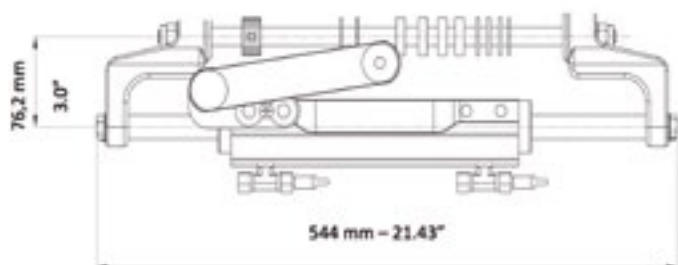
CYLINDERS FRONT MOUNT FOR OUTBOARD STEERING SYSTEMS UC128-OBF



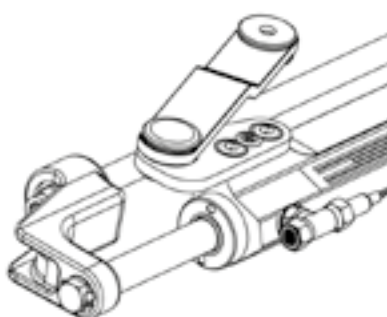
Technical information UC-128OBF

- Equal number of rotations to port and starboard
- Volume 120cc
- Working pressure 450kg
- Inside diameter Ø 35mm
- Stroke 185mm
- Hose connection 3/8"

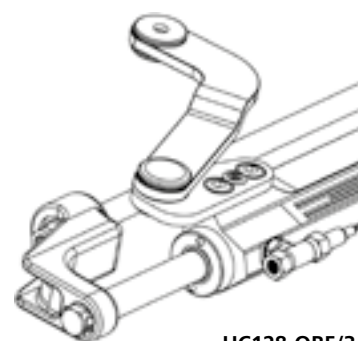
Art.no	Model
75.244.015	UC 128-OBF/1
75.244.017	UC 128-OBF/2
75.244.018	UC 128-OBF/3



UC128-OBF/1



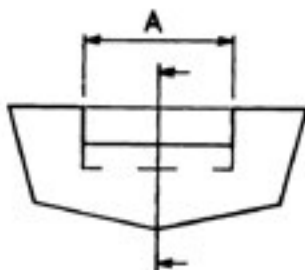
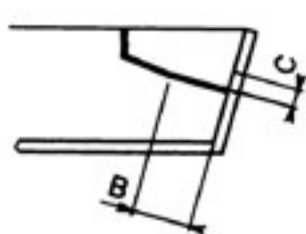
UC128-OBF/2



UC128-OBF/3

Number engines	A	B	C
1	698,5 mm - 27,4"	203 mm - 8,1"	153 mm - 6,1"
2	1397 mm - 55,8"	203 mm - 8,1"	178 mm - 7,1"

(When using two engines, minimum distance is 699mm (27,5"))



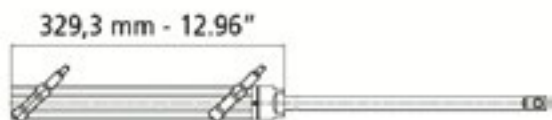


CYLINDER SELECTION UC128-OBF

Cylinder selection Motor	Model	Year	Cylinder
Mercury/Mariner	75-90-115-125 Optimax 2 Stroke	2004 - to date	UC 128-OBF/3
Mercury/Mariner	135-150-175 Optimax 2 Stroke	1999 - to date	UC 128-OBF/1
Mercury/Mariner	200-225-250 Optimax 2 Stroke	1999 - to date	UC 128-OBF/1
Mercury/Mariner	RACING 300 Optimax 2 Stroke	1999 - 2011	UC 128-OBF/1
Mercury/Mariner	100-115 EFI 4 Stroke	2007 - to date	UC 128-OBF/1
Mercury/Mariner	115-125-150 EFI 2 Stroke	1990 - 2007	UC 128-OBF/1
Mercury/Mariner	225-250 EFI 2 Stroke	2000 - 2007	UC 128-OBF/1
Mercury/Mariner	250 Saltwater EFI 4 Stroke	2007 - 2011	UC 128-OBF/1
Mercury/Mariner	135 Verado L4 4 Stroke	2004 - 2006	UC 128-OBF/1
Mercury/Mariner	150-175-200 Verado L4 4 Stroke	2004 - to date	UC 128-OBF/1
Evinrude	E75-E90 2 Stroke	2004 - to date	UC 128-OBF/2
Evinrude	E115-E130-E135 2 Stroke V4	1995 - to date	UC 128-OBF/2
Evinrude	E150-E175-E200 2 Stroke V6	1995 - to date	UC 128-OBF/2
Evinrude	E200 HO-E225-E250-E250 HO-E300 2 Stroke V6	1995 - to date	UC 128-OBF/2
Yamaha	75C-90 2 Stroke	1998 - 2008	UC 128-OBF/2
Yamaha	115C-130B 2 Stroke	1990 - 2008	UC 128-OBF/2
Yamaha	150F-200F-250G 2 Stroke	1996 - 2007	UC 128-OBF/2
Yamaha	150-175-200-225-250-300 HDPI VMAX 2 Stroke	2000 - 2008	UC 128-OBF/2
Yamaha	F70 4 Stroke	2010 - to date	UC 128P-OBF/1
Yamaha	F90-F100-F115-F150 EFI 4 Stroke	1999 - 2007	UC 128-OBF/1
Yamaha	F200-F225-F250 4 Stroke	2002 - 2007	UC 128-OBF/2
Yamaha	F115-F150	2004 - to date	UC 128-OBF/1
Yamaha	F200-F225-F250-F300 4 Stroke	2006 - to date	UC 128-OBF/1
Yamaha	F350 4 Stroke	2008 - to date	UC 128-SVS
Honda	BF75-90 4 Stroke	1995 - to date	UC 128-OBF/1
Honda	BF115D	1998 - 2009	UC 128-OBF/3
Honda	BF115A	2009 - to date	UC 128-OBF/1
Honda	BF130A	1998 - 2005	UC 128-OBF/3
Honda	BF135-150 4 Stroke	2005 - to date	UC 128-OBF/1
Honda	BF90-BF150 V-TEC 4 Stroke	2008 - to date	UC 128-OBF/1
Honda	BF175-200-225-250 4 Stroke	2001 - to date	UC 128-OBF/1
Suzuki	DF70-80-90 4 Stroke	1998 - to date	UC 128-OBF/2
Suzuki	DF100-115-140 4 Stroke	1998 - 2008	UC 128-OBF/1
Suzuki	DF100-115-140 4 Stroke new model	2008 - to date	UC 128-OBF/1
Suzuki	DF150-175 4 Stroke	2006 - to date	UC 128-OBF/1
Suzuki	DF200-DF225-DF250-DF300		UC 128-OBF/2
Tohatsu	115-120-140 2 Stroke	2004 - to date	UC 128-OBF/2
Tohatsu	70-90-115 TLDI 4 Stroke	2004 - 2011	UC 128-OBF/1
Selva	80 Portofino/Tiger Shark-150 White Shark 2 Stroke	1995 - to date	UC 128-OBF/1
Selva	100 EFI Marlin-115 EFI Narwhal	2001 - 2007	UC 128-OBF/2
Selva	150 EFI Killer Whale 4 Stroke	2000 - to date	UC 128-OBF/1
Johnson	BJ90-115-140 4 Stroke	2001 - 2007	UC 128-OBF/1
Johnson	J90-115 V4 2 Stroke	1995 - 2007	UC 128-OBF/2
Johnson	J150-175 V6 2 Stroke	1995 - 2007	UC 128-OBF/2
Johnson	J200-225 V6 4 Stroke	2004 - 2007	UC 128-OBF/2

14 HYDRAULIC STEERING SYSTEMS

SIDE MOUNT CYLINDER FOR OUTBOARD CONTROL SYSTEMS UC68-OBS



UC68-OBS

UC68-OBS

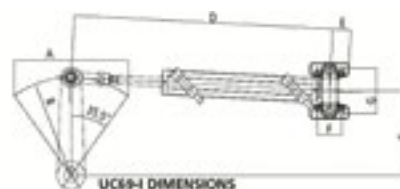
- Unbalanced: the number of turns lock-to-lock is not equal port to starboard
- Volume 68/100cc
- Output force 185/270kg
- Inside diameter Ø 25mm
- Stroke 203mm
- Fittings 3/8" (9,5mm)
- Side mount cylinders feature a turning nut for a fast and easy installation to the engine tube (PATENTED)
- Ideal for mounting at smaller outboard engines or engines where front mounting is not possible

Art.no	Model
75.244.010	UC68-OBS

CYLINDERS FOR INBOARD STEERING SYSTEMS



Cylinders can be combined with steering pumps UP 28F, UP33F and UP39F. For the correct selection, see the table on page 882.



Art.no	Man. no	Material	Volume	W. pressure	Max. rudder torque	Inner Ø mm	Stroke	Fittings
75.244.012	UC69-I	Aluminium	69cc	168kg	32kg/m	25	150mm	3/8"
75.240.116	UC116-I	Aluminium	116cc	464kg	58kg/m	32	178mm	3/8"
75.240.173	UC168-I	Aluminium	168cc	673kg	87kg/m	40	178mm	3/8"
75.240.222	UC215-I	Aluminium	215cc	673kg	111kg/m	40	228mm	3/8"

	UC69-I	UC116-I	UC168-I	UC215-I
A	150mm - 5,9"	178mm - 7"	178mm - 7"	228mm - 9"
B	129mm - 5,11"	155mm - 6,1"	155mm - 6,1"	199mm - 7,8"
C	105mm - 4,13"	127mm - 5"	127mm - 5"	163mm - 6,4"
D	417mm - 16,42"	466mm - 18,3"	512mm - 20,1"	587mm - 23,1"
E	31,3mm - 1,23"	102mm - 4"	107,5mm - 4,2"	132,5mm - 5,2"
F	40mm - 1,57"	40mm - 1,6"	40mm - 1,6"	40mm - 1,6"
G	73mm - 2,87"	73mm - 2,9"	105mm - 4,1"	105mm - 4,1"
Rod Ø	14mm - 0,6"	14mm - 0,6"	20mm - 0,8"	20mm - 0,8"

HYDRAULIC HOSES



Recommended for Ultraflex hydraulic steering systems to 70bar (1000PSI). Preassembled fittings. The kit contains two hoses.

Art.no	Description	Length m	Length ft
75.242.130	Kit OB-30	3,00	9,9
75.242.135	Kit OB-35	3,50	11,5
75.242.140	Kit OB-40	4,00	13,2
75.242.145	Kit OB-45	4,50	14,8
75.242.150	Kit OB-50	5,00	16,5
75.242.155	Kit OB-55	5,50	18,1
75.242.160	Kit OB-60	6,00	19,8
75.242.165	Kit OB-65	6,50	21,4
75.242.170	Kit OB-70	7,00	23,1

new THRU HULL KITS



The R5 distributes the tension on the hydraulic hose and ensures a watertight connection.

Art.no	Man. no	Description	Colour
75.244.051	39510U	R5 5/16"	black



The R7 fitting kit suitable for 3/4" hydraulic connections. Two fittings per kit.

Art.no	Man. no	Description
75.244.052	40819J	kit R7 3/4"



The R8 hose fitting is suitable for two hydraulic hoses.



Art.no	Man. no	Description	Colour
75.244.055	41299P	R8B	black
75.244.056	41300V	R8W	white



The R9 bulkhead kit for dual hydraulic hose with preassembled fittings.



Art.no	Man. no	Description	Colour
75.244.065	43165C	R9B with fittings	black
75.244.066	43167G	R9W with fittings	white

new ACCESSORIES FOR HYDRAULIC HOSES



Art.no	Man. no	Description
75.244.072	42656T	Hose Fitting Kit OBF1/4 for TU1/4 Hydraulic Hose



Art.no	Man. no	Description
75.244.073	42670L	Hose Fitting Kit OBF5/16 for TU5/16 Hydraulic Hose



Art.no	Man. no	Description
75.244.075	41822C	Bend restrictor set 2M5/16 for TU5/16 hydraulic hose



Art.no	Man. no	Description
75.244.080	39471L	SF38 Straight fitting 3/8" for helm pump



Art.no	Man. no	Description
75.244.081	41306H	SF12 Straight fitting 12mm for helm pump



Art.no	Man. no	Description	Length m
75.240.091	42574R	Hydraulic hose on reel TU5/16	50
75.240.093	42567U	Hydraulic hose on reel R7	50



www.talamex.com

NYLON HOSE TU95



Hydraulic hose 3/8" nylon, for example used when connecting a second hydraulic steering pump.



Art.no	Description	Length
75.240.095	TU95	per meter

SET FOR DOUBLE STEERING



By mounting this set, an extra steering pump can be connected, which creates a second steering stand. The set can be combined with the UP 28 F or UP 33 F pump, and the UC 116-1, UC 168-1 or the UC 215-1 cylinder.



The set contains all necessary connections, for connecting the 3/8" nylon hose. (man.no kit: 95-2S)

Art.no	Description
75.240.103	Kit 95-2S

HYDRAULIC OIL



When using Ultraflex pumps/cylinders, **ALWAYS** use Ultraflex Hydraulic oil. When other brands hydraulic oil is used in Ultraflex pumps, the warranty will void.

- Hydraulic oil 150 VG 15
- Viscosity index >150
- Viscosity 15 cts at 40°C
- Solidificationpoint <-30°C
- NAS1638 <-8



Art.no	Description
75.240.122	OL150

BUBBLE BUSTER



With this system you can easily and automatically fill and ventilate your hydraulic system. Also all the oil will be used and reused so you waste no drop. The bubble buster consists of a handy trolley with a 12V motor, pump with safety valves, a 5l tank where you can fill 2 hydraulic systems before the oil should be complementary. The bubble buster is compatible with hydraulic systems from other brands.

Art.no	Description
75.243.900	bubble buster

SERVICE KITS FOR HYDRAULIC STEERING SYSTEMS



Kit Gotech

Art.no	Man. no	Description	Suitable for
75.244.026	43060M	Seal kit	UC81
75.244.027	42310D	Seal kit	UP18/UP20

Kit Hyco

** For the correct installation of the seal kit the toolkit is required

Art.no	Man. no	Description	Suitable for
75.244.028	41919U	Seal kit	UC94 OBF/1 (40154F) / UC94 OBF/3 (40161C) **
75.244.029	41920C	Tool kit	UC94 OBF/1 (40154F) / UC94 OBF/3 (40161C)
75.244.030	43174D	Seal kit	UC94 OBF/1 (42918X) / UC94 OBF/3 (42968N)**
75.244.031	43175F	Tool kit	UC94 OBF/1 (42918X) / UC94 OBF/3 (42968N)
75.244.027	42310D	Seal kit	UP18/UP20

Kit Nautech

* For this seal kit you need 2 pieces per each cylinder

** For the correct installation of the seal kit the toolkit is required

Art.no	Man. no	Description	Suitable for
75.244.033	39493X	Seal kit (one side)	UC 128 OBF1/2/3 (39423Z/39966R/39967T) *
75.244.034	43350X	Seal kit (two sides)	UC 128 OBF1/2/3 (43231N/43232R/43233T)**
75.244.035	43395W	Tool kit	UC 128 OBF1/2/3 (43231N/43232R/43233T)
75.244.036	40875V	Seal kit	UP25/28/33/29/45

SPEEDBOAT ACCESSORIES



- RF 144
- Steering block swivel 1-sheave

Art.no

75.520.144



- RF 149
- Stainless spring for steering system
- Length 110 mm (no load)
- Max. length 150 mm

Art.no

75.520.149



- RF 154
- Steering block swivel ring 1-sheave

Art.no

75.520.154

LEWMAR STEERING SYSTEMS



Constellation - Wire Steering

Wire steering systems are suitable for yachts from 7m/25' to Maxi's. This diversity has enabled us to develop the Constellation system with feedback from various types of boat builders. Wire systems are ideal for aft cockpit installations, either single or tandem. Wire-in conduit systems are also available for centre cockpit installations. The conduit system overcomes the difficulties that are experienced when using open wire in centre cockpit installations.

Cobra - Rack & Pinion

Cobra uses rack and pinion in the head of the pedestal to provide the necessary mechanical advantage required for sensitive steering. Cobra has been designed for use in aft cockpit sailboats and is a world leader in its field. Lewmar also offers customised Cobra systems for use in non aft cockpit applications.

Mamba - Rotating Torque Tube & Bevelhead

The ultimate steering system providing feedback and strength; Both features that are unique to gear box and bevelhead steering systems. Mamba is a suitable steering system for a diverse range of sailboats from blue water cruisers to America's Cup contenders. It offers unique features such as power assisted steering whilst retaining versatility in the type of installation it can be used in i.e. Tandem systems.

PEDESTALS LEWMAR



Steering Pedestals available in the models: Enguard, Integra and Reliant.

- Available in a Constellation™, Cobra™ or Mamba™ system
- Easy to install
- Optional guard rails
- Optional cockpit table holder
- Standard wheel hub height of 28"/710mm

DIRECT DRIVES

LEWMAR

- Suitable for all types of steering systems
- Very high working load
- Almost no resistance when the unit is switched off
- For mounting near the rudder
- Draglink included



Art.no	Description
89.300.039	Direct drive 1/4HP 12V and draglink
89.300.111	Integra drive 1/4HP 12V (89300136 Bavaria)
89.300.137	Integra mamba pedestal drive 1/4HP 12V (Bavaria)
89.300.086	Consellation drive 1/4HP 12V 5/8 chain
89.100.226	Chain tensioner

MOTOR CONTROL HANDLE

LEWMAR



Art.no	Description
89.400.084	Engine control pod
89.400.108	Control mech. cranked handle + installation kit
89.800.013	Morse BT-plunger kit
89.400.136	Handle cranked SS
89.400.137	Control mech. morse
82.001.075	Button ruber contro (spare)
89.400.146	Installation kit

TEAK TABLE KITS

LEWMAR

There are 2 solid teak table kits available, fixed and foldable. All tables are supplied with mounting kits.



Art.no	Description
89.400.284	Table kit for Enguard, double leaf, unvarnished
89.400.286	Table kit for Bavaria, double leaf, unvarnished

COMMODORE STEERING WHEELS

LEWMAR

SS steering wheels with hide cover.




Art.no	Description
89.700.266	5-spoke dia. 762 mm, 30"
89.700.267	5-spoke dia. 813 mm, 32"
89.700.268	5-spoke dia. 914 mm, 36"
89.700.269	5-spoke dia. 1016 mm, 40"
82.000.308	Woodruff key nr. 9

FOLDING STEERING WHEELS

LEWMAR

With hide cover.



Art.no	Description
89.700.375	6-spoke dia. 813 mm, 32"
89.700.376	6-spoke dia. 914 mm, 36"
89.700.377	6-spoke dia. 1016 mm, 40"
89.700.520	6-spoke dia. 1066 mm, 42"
82.000.308	Woodruff key nr. 9

14 STEERING SYSTEMS/RUDDER FITTINGS

QUICK RELEASE NUTS

LEWMAR



Art.no	Description
89.700.161	For Commodore steering wheel
89.700.162	Mini/Maxi/Y spoke/Tri spoke and carbon steering wheels

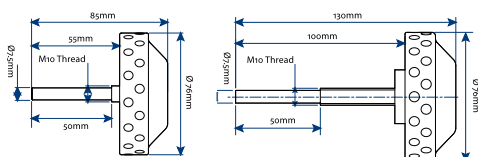
BRAKE SPINNERS

LEWMAR



89.900.143

89.900.144



Art.no	Description
89.100.143	For Commodore wheels
89.100.144	For Mini/Maxi wheels
89.800.053	Bavaria M8 Plastic

TILLER FITTINGS

RONSTAN



- Stainless steel AISI 316
- Width 50mm
- For rudder shaft diameter Ø 25mm

Art.no	Description
71.305.000	Tiller fitting

TILLER FITTING BLACK

Pfeiffer
Marine

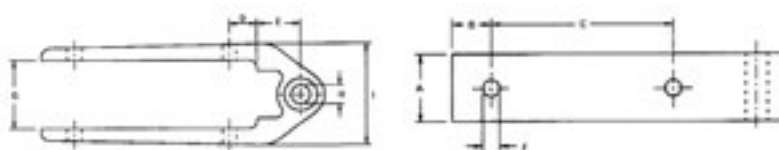


- Stainless Steel
- Low model
- No handle sticking out. Is not in the way, also beneath the tiller
- Line (4-8 mm) can be fixed in every position
- Dimensions 90mm x 20mm
- Hole distance 58mm
- Mounting with 2 screws diameter Ø 5mm

Art.no
71.309.001

RUDDER GUDGEONS

RONSTAN

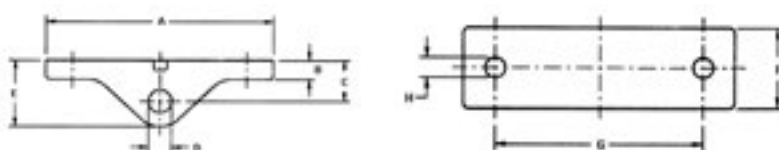


Aluminium, with nylon bush.

Art. nr.	Type	A mm	B mm	C mm	D mm	E mm	F mm	G mm	H mm	I mm	W gr
71.332.501	RF 2501	25	13	72	11	11	6,3	32	7,9	44	85
71.332.502	RF 2502	25	13	72	11	11	6,3	32	9,5	44	85
71.332.503	RF 2503	25	13	72	11	11	6,3	40	7,9	52	85

TRANSOM GUDGEONS

RONSTAN



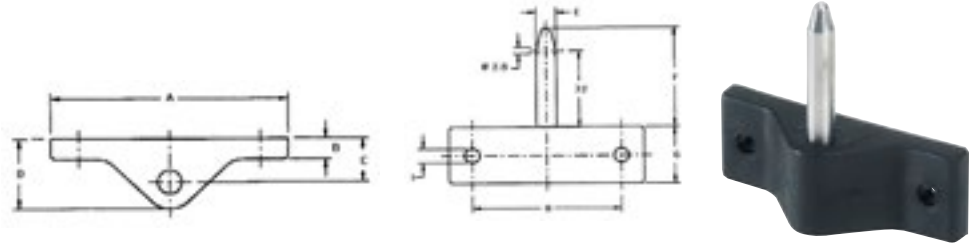
- Nylon, strengthend glasfiber
- Hole to hole 59mm

Art. nr.	Type	A mm	B mm	C mm	D mm	E mm	F mm	G mm	H mm	W. gr
71.332.510	RF 2510	78	7,9	14,5	7,9	24	24	59	6,35	19

RONSTAN TRANSOM GUDGEONS & PINTLES



- Hole to hole 60mm
- Pin diameter Ø 7,9mm



Nylon, strengthend glasfiber

Art. nr.	Type	A mm	B mm	C mm	D mm	E mm	F mm	G mm	H mm	I mm	W gr
71.332.515	RF 2515	78	7,9	14,5	24	7,9	42	24	60	6,35	47

Aluminium

Art. nr.	Type	A mm	B mm	C mm	D mm	E mm	F mm	G mm	H mm	I mm	W gr
71.332.514	RF 2515A	78	7,9	14,5	24	7,9	42	24	60	6,35	60

RUDDER LOCKING CLIP



Art.no	Description
71.332.055	PNP 55 Nylon rudder pin locking clip

BATTLESTICK TAPERED



- Carbon fibre, tapered
 - Lightweight and strong
 - High control
- *Grip and end cap not included.



Art.no	Man. no	Length mm	Weight grams.
71.316.021	RF3128C	610	108
71.316.022	RF3129C	840	137
71.316.023	RF3130C	1030	155
71.316.024	RF3135C	1250	179
71.316.025	RF3137C*	2500	310

ALUMINIUM TILLER EXTENSIONS



- Black anodized tube with thick hyperlon handle
- Very good grip
- Water resistant
- Lightweight

- Fixed type



Art.no	Man. no	Length mm	Weight grams.
71.316.002	RF 3128	610	150 + soft grip
71.316.003	RF 3129	840	180 + soft grip
71.316.004	RF 3130	1030	215 + soft grip
71.316.006	RF 3135	1250	240 + soft grip
71.316.007	RF 3137	2500	515 + soft grip

- "Inboard grip"
- Telescopic



Art.no	Man. no	Length mm	Weight grams.
71.316.005	RF 3131	740-1210	285 + soft grip
71.316.010	RF 3132	1070-1770	400 + soft grip

- "Outboard grip"
- Telescopic



Art.no	Man. no	Length mm	Weight grams.
71.316.124	RF 3124	1530-2490	485 + soft grip

- Aluminium
- "Split-grip"
- Telescopic
- Hyperlon grip stays on the end of the handle



Art.no	Man. no	Length mm	Weight grams.
71.316.134	RF 3134	740-1120	310 + split grip

14 TILLER EXTENSIONS

TILLER EXTENSION ACCESSORIES



Art.no	Description
71.316.015	RF3133



Art.no	Description
71.316.020	RF3136



Universal stainless steel rudder joint for tiller extensions.

Art.no	Description
71.316.017	RF1121



Bracket for tiller extension, Ø 16mm.

Art.no	Description
71.316.018	RF1135-16



Bracket for tiller extension, Ø 20 mm.

Art.no	Description
71.316.019	RF1135-20



Bracket for tiller extension, Ø 25mm.

Art.no	Description
71.101.135	PNP43D



15



Comfort on board





www.talamex.com

PLASTIC ROD HOLDERS



- Plastic rod holder recessed
- The holder is at an angle of 30° for the correct rod tip tension
- Built-in size diameter Ø 63,5mm
- The flange has three screw holes
- Suitable for rods with a diameter up to Ø 38mm



Art.no	Colour
85.200.002	black

PVC ROD HOLDER STORAGE



White plastic rod holder with moded in mounting adaptor.



Art.no	Description
85.200.003	white, deck mount

HEAVY DUTY ADJUSTABLE ROD HOLDERS



Rod holder that is 180° vertically adjustable with an ergonomic design to quickly take out the rod.



Art.no	Description
85.200.010	black, deck mount



Art.no.	Description
85.200.011	white, deck mount



Art.no.	Description
85.200.015	black, flush mount

PRO SERIES ROD HOLDERS



The Pro Series is an allround rod holder with height adjustment and strong swivel rod locking.



Art.no	Description
85.200.012	black, deck mount

FOLD-N-STOW FISHING NET



With a twist of the handle easy to open and lengthen fishnet. Also easy to fold again so that it can be stored as compact as possible.

- Dimensions when fully extended



Art.no	Size	L x W x D cm
85.200.020	Small	61 x 32 x 25



Art.no	Size	L x W x D cm
85.200.021	Medium	119 x 41 x 41



Art.no	Size	L x W x D cm
85.200.022	Large	206 x 69 x 69

AERATOR PUMP

Albin's aerator pumps can be used for Livewell as well as deck wash application. The pump circulates water through the Livewell by pumping water from outside the boat into the Livewell and supplying it with air. This process ensures water in the Livewell stays cool and more oxygenated. Aerator pumps have tough thermoplastic ABS housing with straight or angled intake. Aerator pumps are equipped with an additional port for connecting an optional deck wash pump. The aerator pump is available in two versions: Standard and Standard short.



- Robust design
- Easy to maintain
- Replaceable Cartridge Motor
- Stainless steel shaft
- Fresh- and seawater resistant
- Supplied with interchangeable straight and 90° elbow ports (1100gph has 29mm fixed straight ports)

Art.no	Man. no	Type	Max. Capacity l/h	For hose	Voltage	Fuse	Dim. H x W x D mm
17.347.033	01-05-077	straight	1925	19mm (3/4")	12V	5A	146 x 123 x 64
17.347.035	01-05-079	straight	2839	19mm (3/4")	12V	5A	146 x 123 x 64
17.347.037	01-05-081	straight	4164	29mm (1 1/8")	12V	5A	146 x 123 x 64



Art.no	Man. no	Type	Max. Capacity l/h	For hose	Voltage	Fuse	Dim. H x W x D mm
17.347.034	01-05-078	90°	1925	19mm (3/4")	12V	5A	146 x 123 x 64
17.347.036	01-05-080	90°	2839	19mm (3/4")	12V	5A	146 x 123 x 64
17.347.038	01-05-082	90°	4164	29mm (1 1/8") Fixed	12V	5A	146 x 123 x 64



Art.no	Man. no	Type	Max. Capacity l/h	For hose	Voltage	Fuse	Dim. H x W x D mm
17.347.030	01-05-074	short	1925	19mm (3/4")	12V	5A	146 x 123 x 64
17.347.031	01-05-075	short	2839	19mm (3/4")	12V	5A	146 x 123 x 64
17.347.032	01-05-076	short	4164	29mm (1 1/8") Fixed	12V	5A	146 x 123 x 64

FORMA TABLE



- Melamine table top
- White with nautical design
- Aluminium anodized frame
- Foldable
- Table top dimensions 61cm x 61cm
- Height 49cm
- Tube diameter Ø 25mm



Art.no	Description
75.860.000	Table M 350

FORMA TABLE



- Round
- Melamine table top
- White with nautical design
- Aluminium anodized frame
- Foldable
- Table top dimensions diameter Ø 61cm
- Height 49cm
- Tube diameter Ø 25mm



Art.no	Description
75.860.010	Table M 300

FORMA TABLE



- Melamine table top
- White with nautical design
- Aluminium anodized legs
- Foldable
- Tube diameter Ø 25mm
- Table top dimensions 50,5cm x 89cm
- Height 61cm



Art.no	Description
75.860.020	Table M 250

FORMA TABLE



- Melamine table top
- White with nautical design
- Aluminium anodized legs
- Tube diameter Ø 25mm
- Foldable
- Table top dimensions 60cm x 88cm
- Height 61cm



Art.no	Description
75.860.030	Table M 450

FORMA TABLE



- Rectangular
- Melamine table top
- White with nautical design
- Aluminium anodized legs
- Foldable
- Table top dimensions 75cm x 120cm
- Height 54cm or 72cm adjustable



Art.no	Description
75.860.040	Table M 600

TEAK TRAY



- Ideal for serving your drinks
- Made of plantation teak

Art.no	Type	Size cm
75.880.001	open	58 x 38
75.880.002	caulked	58 x 38

TEAK COASTERS



- Set of 4 teak wood coasters
- Made of plantation teak

Art.no	Dimensions mm
75.880.005	93 x 93

TEAK TABLEFRAME



- With this foldable table frame you can also use Eude table tops as a standalone table
- Base comes with mounting hardware
 - Made of plantation teak

Art.no	Size cm
75.880.009	75 x 42

TEAK TABLETOP CLASSIC SOFT



- Rectangular table top with 4mm raised rim and rounded corners
- Equipped with rubber seams and a Nautic star
- Top thickness 16mm
- Made of plantation teak

Art.no	Size cm
75.880.010	37 x 60
75.880.011	51 x 75
75.880.012	58 x 90

TEAK TABLETOP EIGHT



- Eight shaped table top with curved edges
- 16mm thickness
- Made of plantation teak.

Art.no	Diameter Ø cm
75.880.015	55

TEAK TABLETOP CIRCLE



- Round table top
- Top thickness of 16mm
- Equipped with rubber seams and a Nautic star
- Made of plantation teak

Art.no	Diameter Ø cm
75.880.018	65

TEAK TABLETOP ELLIPS



- Oval shaped table top with curved edges
- 16mm thickness
- Made of plantation teak

Art.no	Size cm
75.880.020	60 x 80

TEAK TABLETOP HALF ELLIPS



- Half ellips table top with curved edges
- 16mm thickness
- Made of plantation teak

Art.no	Size cm
75.880.025	61 x 94

TEAK TABLETOP BALCONY



- Rectangle table top for side mounting
- Comes with SS hinges
- Telescopic stay can hold up to 60kg
- 16mm thickness
- Made of plantation teak

Art.no	Size cm
75.880.030	38 x 60

TEAK TABLETOP CIRCLE



- Half ellips folding table with SS hinges
- 20mm thickness
- Center diameter Ø 25cm
- Made of plantation teak

Art.no	Size cm
75.880.035	61 x 94

TEAK TABLETOP WING PLAIN



- Dual foldable tabletop blank with stainless steel hinges
- The top comes with extendable supports to support the extended parts
- Top thickness 16mm
- Made of plantation teak



Art.no	Size cm
75.880.038	33/66 x 65

TEAK TABLETOP WING CAULKED



- Double foldable tabletop with stainless steel hinges
- Equipped with rubber seams and a nautic star
- The top comes with extendable supports to support the extended parts
- The hinges are hidden in the top
- Tabletop thickness 16mm
- Made of plantation teak



Art.no	Size cm
75.880.039	34/68 x 60
75.880.040	34/68 x 80

TEAK TABLETOP VENICE



- Rectangular table top blank with raised rim on the sides
- The chamfered corners are open
- 16mm thickness
- Made of plantation teak



Art.no	Size cm
75.880.045	42 x 62
75.880.046	48 x 77

TABLE HINGE STAINLESS STEEL



- Stainless Steel AISI 304 E-polished folding bracket
- Quick release system for quick and simple fold

Dimensions:

- A 30cm
- B 16cm
- C 20mm



Art.no
43.842.100

ADJUSTABLE TABLE FRAME S 2000



- Reliable adjustable table aluminium frame
- Fully adjustable and turns away providing a practical solution to the narrow cockpits
- Easy mounting/unmounting and stowing
- Delivered with side mounting bracket and accessories
- Dimensions H x W 63,5cm x 33cm



Art.no
75.860.061

TABLE SUPPORTS



- Stainless steel table supports

Set of:

- 2 wall plates 54mm x 60mm
- 2 table plates 44mm x 70mm



Art.no
43.842.000

TALAMEX FIXED TABLE FRAME



- Stainless steel AISI 316 high polished frame
- Length 700mm
- Tube diameter Ø 50mm
- Base 160/165mm



Art.no
43.842.006

TALAMEX CONIC TUBE



- Anodized aluminum tube for table frame
- Diameter Ø 55mm



Art.no	Length cm
43.842.008	70

15 TABLE FRAMES

ALUMINIUM BASES



- Aluminium bases for conic tubes



Art.no	Description
43.842.009	mounting
43.842.010	built in

TABLE FRAME WITH TOP SERIES QUICK RELEASE



The Quick release table frame system makes it possible to assemble and disassemble the table (frame) in a jiffy. When disassembled, only a decircuit is left on the floor which can be covered with a hood.

- Tube diameter Ø 58mm
- Height 68,5cm
- Including cupholders

Art.no	Material	Type	W x L cm
75.888.030	ABS	oval	46 x 76
75.888.031	ABS	rectangle	46 x 76
75.888.032	polymer	rectangle	38 x 71

TABLE FRAME SERIES QUICK RELEASE



The Quick release table frame system makes it possible to assemble and disassemble the table (frame) in a jiffy. When disassembled, only a decircuit is left on the floor which can be covered with a hood. The frame has a diameter of 58mm. There are also short frames available when using for example the table as dinette.

Art.no	Description
75.888.035	Complete Set (deck ring, deck base, leg and table base)
75.888.036	Cover beige for deck ring
75.888.037	Cover black for deck ring
75.888.038	Leg, 33cm
75.888.039	Leg, 23,5cm
75.888.040	Deck base met dec kring Ø 16,8cm
75.888.041	Deck ring Ø 15,9cm
75.888.042	Leg, 65cm
75.888.043	Table base, Ø 18,4cm

TABLE FRAME SERIES 57MM



Table frame set which is suitable for smallertables. The leg is conical on both sides, creating a strong table.

- Leg diameter Ø 57mm
- Anodized aluminum
- Available with a recessed or built-in base
- The recessed base has a recessed depth of 70mm

Art.no	Description
75.888.045	Complete set Flush (built-in base, leg and table base)
75.888.046	Complete Set Build-up (build-up foot, leg and table base)
75.888.047	Foot mounting for Ø 57mm
75.888.048	Foot-mounted/table base for Ø 57mm
75.888.049	Table Leg 77cm Ø 57mm for recessed base
75.888.051	Table Leg 70cm Ø 57mm for build-up base
75.888.080	Cover for foot recessed Ø 57mm
75.888.083	Bracketset for Ø 57mm table leg

TABLE FRAME SERIES 73MM



Table frame set which is suitable for both larger and smaller tables. The leg is conical on both sides, creating a strong play-free table.

- Anodized aluminum
- Tube diameter Ø 73mm
- The set is available with a recessed or built-in base
- The recessed base has a recessed depth of 70mm

Article nr. 75.888.055 can be used as table base in this series.

Art.no	Description
75.888.052	Complete set Flush (built-in base, leg and table base)
75.888.053	Complete Set Build-up (build-up foot, leg and table base)
75.888.054	Foot mounting for Ø 73mm
75.888.055	Foot-mounted
75.888.056	Table Leg 80cm Ø 73mm for recessed base
75.888.057	Table Leg 73cm Ø 73mm for build-up base
75.888.082	Bracketset for Ø 73mm table leg

ADJUSTABLE TABLE FRAME SET



Complete table frame set that turns a table into a bed in a jiffy. Because of the adjustability of the frame it passes through the deck. The depth depends on the execution.

- Tube diameter Ø 73mm
- Adjustable 37cm - 75cm d.m.v. gasspring article number 75.888.063)
- Available in a smooth and ribbed version
- Base diameter Ø 23cm



Art.no	Control	Type	Height cm	Depth through deck cm
75.888.060	manual	smooth polished	37-78	15
75.888.061	manual	smooth anodized	37-78	15
75.888.062	manual	garter	37-78	15
75.888.063	gas spring	garter	37-75	22

TABLE FRAME SERIES 73MM SWIVEL



Table frame set which is suitable for both larger and smaller vessels/tables. The leg is conical on one side on the underside for a strong clearance-free base and a straight top so that the blade can be rotated easily.

- Tube diameter Ø 73mm
- Geanodized aluminium
- The set is available with a recessed or built-in base



Art.no	Description
75.888.054	Foot mounting for Ø 73mm
75.888.055	Foot-mounted
75.888.070	Table base 360°
75.888.071	Leg, length 48-74cm with gas spring, Ø 73mm
75.888.072	Leg, length 74cm, Ø 73mm

TALAMEX DECKCHAIR "DE LUXE"



- Aluminium frame diameter Ø 25mm
- With Polyester 600D cover
- High backrest and wooden armrests



Art.no	Description
75.853.003	Deck chair navy blue
75.853.119	Chair cover navy blue for 75.853.003

FORMA DECK CHAIR



- Aluminium and canvas
- Foldable
- Closed backing
- Elastic suspension
- Nautical design
- Packed per 2 chairs



Art.no	Man. no	Colour
75.854.000	M150NB	navy blue
75.854.001	M150W	beige
75.854.050	Chair cover	navy blue for 75.854.000

DECKCHAIR FORMA



- Aluminium frame with canvas
- Foldable
- Separate back and seat
- Blue with white nautical design



Art.no	Man. no
75.854.010	M100NB

CHAIR "CAPTAIN"



- Strong polyethylene pilot chair with armrests
- Dimensions W x H x D 51cm x 42cm x 40cm

Art.no
75.805.100

CHAIR "ADMIRAL"



- Strong polyethylene pilot chair
- Dimensions W x H x D 40cm x 40cm x 40cm

Art.no
75.805.200

CUSHIONS



White imitation leather with push-buttons for easy fitting.

Art.no	Description
75.805.101	For chair "Captain"
75.805.201	For chair "Admiral"

FOLDING CHAIR BASIC



Folding chair made of weatherproof UV-treated material. Extra wide seat for optimum mobility to both sides. Seat has water drain holes for optimal water drainage. The chair is supplied with screws for assembly and strap to secure the backrest when it is folded down. Bottom of the seat is equipped with universal mounting holes for standard chair pedestal.

- Colour grey
- H x W x D 37cm x 52cm x 46cm

Art.no	Description
75.889.034	Folding chair basic

FOLDING CHAIR BASIC PLUS



Folding chair with plastic molded base and equipped with pillows with UV treated vinyl. Extra wide seat for optimum mobility to both sides, useful for when fishing. The chair is supplied with screws for assembly and strap to secure the backrest when it is folded down. Bottom of the seat is equipped with universal mounting holes for standard chair legs.

- Colour cushions grey/dark grey
- Colour plastic grey
- H x W x D 37cm x 52cm x 46cm

Art.no	Description
75.889.033	Folding chair basic plus

FOLDING CHAIR COMFORT



Folding chair with solid thick cushions with UV treated vinyl. The backrest can easily be folded forward if the chair is not in use. The chair is supplied with screws for assembly and strap to secure the backrest when it is folded down. Bottom of the seat is equipped with universal mounting holes for standard chair legs.

- Colour white
- H x W x D 48cm x 40,5cm x 35,5cm

Art.no	Description
75.889.031	Folding chair Comfort white

FOLDING CHAIR COMFORT XL



Folding chair with extra high back and deep seat for extra comfort. Equipped with solid thick cushions with UV treated vinyl. The backrest can easily be folded forward if the chair is not in use. The chair is supplied with screws for assembly and strap to secure the backrest when it is folded down. Bottom of the seat is equipped with universal mounting holes for standard chair legs.

- Colour grey/dark grey
- H x W x D 56cm x 40,5cm x 38cm

Art.no	Description
75.889.032	Folding chair Comfort XL

FOLDING CHAIR CRUISE



Folding chair with classic look and solid thick cushions with UV treated vinyl. Chair has round hinges. The chair is supplied with screws for assembly and strap to secure the backrest when it is folded down. Bottom of the seat is equipped with universal mounting holes for standard chair pedestals.



- Colour grey/white
- H x W x D 46cm x 40cm x 40cm

Art.no	Description
75.889.035	Folding chair cruise

FOLDING CHAIR SPORT



Folding chair with ergonomic design and extra side-support, Ideal for sport boats, or when going fishing. Pillows are made of weatherproof UV treated vinyl. The backrest is easy to fold down for easy storage. Bottom of the seat is equipped with universal mounting holes for standard chair pedestals.



- Colour grey/darkgrey
- H x W x D 51cm x 51cm x 48cm

Art.no	Description	Colour
75.889.036	Folding seat sport	grey/dark grey
75.889.037	Folding seat sport	black/dark grey

BOATSEAT CAPTAIN DELUXE



The Captain Deluxe boat seat is made of highquality UV-resistant vinyl and is finished with a sporty carbon look. Its ergonomic design with cutout in the back area as well as the bucket shape give the user perfect support and comfort during use. The flipup bolster gives the user a comfortable steering position while standing. Ideal when the boat is brought into plane. The bottom of the seat has universal mounting holes for standard chair legs and the chair is supplied with mounting material.



- Available in two colours
- Size H x W x D 60cm x 52cm x 66cm

Art.no.	Description	Colour
75.889.045	Boatseat Captain Deluxe	grey/white
75.889.046	Boatseat CaptainDeluxe	navy blue/white

SEAT PEDESTAL TELESCOPIC



Seat pedestal which can be adjusted in height. The pedestal is stepless adjustable. The mounting plate for the seat is universal, can turn 360° and can be locked in the desired position.

- Base diameter Ø 225mm
- Mounting with 6 screws or bolts
- Hole size diameter Ø 7mm
- Bolt pattern of the seat mounting plate 4 x 175mm-210mm



Art.no	Length cm
75.889.003	34 - 51
75.889.004	50 - 75

PEDESTAL TOP



- Pedestal top plastic, suitable for pedestal tubes with a diameter of 72-72,5mm
- Can also be used as a replacement top for article numbers 75.889.003 and 78.889.004
- The mounting plate for the seat is universal, bolt pattern 4 x 175mm-210mm



Art.no
75.889.005

SWIVEL SEAT BASE REMOVABLE



- Plastic re-inforced swivel seat base which can easily be removed
- Turns 360° without lock
- Universal mounting plate
- L x W of bottom plate is 175mm x 175mm
- Upper plate is L x W 225mm x 185mm
- Total height is 45mm
- Bolt pattern is 4 x 175mm-210mm



Art.no
75.889.015

SWIVEL SEAT BASE COATED



- Swivel seat base 360° without lock
- L x W x H 175mm x 175mm x 25mm
- Bolt pattern is 4 x 175mm-210mm




Art.no
75.889.017

BEDFLEX[®]

The mobile slat bed base for a comfortable night's sleep


The mobile slat bed base

- Gives added comfort to your mattress
- Increase air circulation helping to stop condensation
- Extends life of mattress and cushions
- Adjustable flexibility
- Simple to fit requiring only basic tools
- Only 30 mm high



Cockpit & Railing Upholstery designed by *Frempeck*[®]

- Fits nearly all sailing & motor boats
- Assembles without drilling
- Sticks with suction pads or special spring clips
- Comfortable Seating - Support for the back
- Leatherette available in white & blue
- Standard length: 55 cm (22")



SWIVEL SEAT BASE COATED WITH LOCK



- Swivel seat base coated 360° with lock
- The seat plate can be in turned in 12 positions of 30° each
- Length of the lock handle outside of the base is 150mm
- L x W x H 175mm x 175mm x 25mm
- Bolt pattern is 4 x 175mm-210mm

Art.no

75.889.016

CLAMP ON SEAT MOUNT WITH SWIVEL

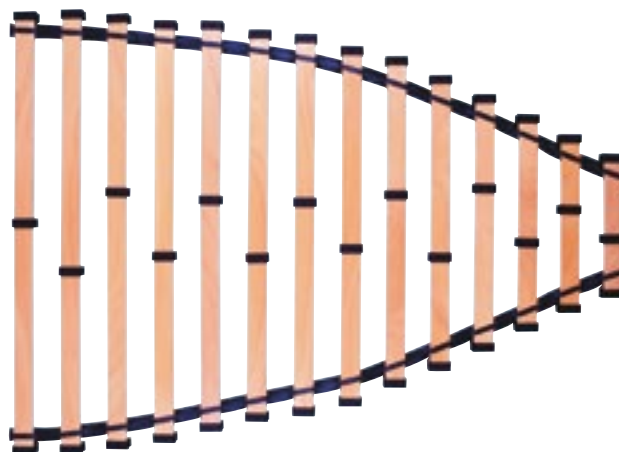


- Seat swivel powdercoated 360 degrees without lock
- With use of the clamp it is easy to mount, or dismount the boat seat onto a boat bench or surface with a flat surface with 90 degrees angle
- Bolt pattern is 4 x 175mm-210mm
- Clamp adjust from 190mm to 457mm

Art.no Description

75.889.018 Clamp on seat mount with swivel

BEDFLEX® MARINE



The mobile slatted


- Flat slat system 3cm high
- Made of multiple glued Beech wood
- By shifting support rubbers on the slats the hardness can be adjusted to individual needs
- A perfect aeration of the mattress ensures a healthy sleep climate without fungi
- Any storage space easily accessible by the slats to roll
- Easily customizable to any bunk size
- High sleeping comfort

Double version:

- 140cm, 160cm and 180cm width
- 14 slats
- 42 support rubbers
- 2 slats distance belts

Single version:

- 70cm and 90cm width
- 14 slats
- 28 support rubbers
- 2 slats distance belts



Default implementation, slat thickness 8 mm, slat wideness 63mm

Art.no	Size cm
95.780.030	70 x 200
95.780.010	90 x 200
95.780.040	120 x 185 (12 slats, 36 support rubbers)
95.780.020	140 x 200

Luxury implementation, slat thickness 10 mm, slat wideness 63mm

Art.no	Size cm
95.780.307	70 x 200
95.780.309	90 x 200
95.780.310	100 x 200
95.780.314	140 x 200
95.780.316	160 x 200
95.780.318	180 x 200

15 BEDFLEX SLAT SYSTEMS/CUSHIONS

MATTRESSES



Airy, light and with a comfortable moisture regulation. Because of the air circulation the mattress creates no stains and does not stink. 3Mesh[®] ensures optimum aeration, works like an invisible climate zone and has incomparable pressure elastic and breathable properties. 3Mesh[®] guarantees a healthy sleep climate and protects mattresses and upholstery.

Art.no	Size cm
95.780.180	80 x 200
95.780.210	100 x 200
95.780.212	120 x 200
95.780.214	140 x 200

BACK REST



Foam pads covered with artificial leather for comfortable sitting in the cockpit or on the edge. The cushion with round backrest can be attached to the railing with two clamps. The cushion with edged backrest can be mounted with suction cups to the wall.

- Length 55cm
- Thickness 6cm



Art.no	Description	Mounting
95.780.067	edge white	cockpit
95.780.068	round white	railing
95.780.069	edge blue	cockpit
95.780.070	round - blue	railing

COMFORT SITTING CUSHION



- Simple mounting by means of suction cups
- Easy to maintain artificial leather
- Length 57cm
- Height 6cm
- Depth 38cm
- Colour white



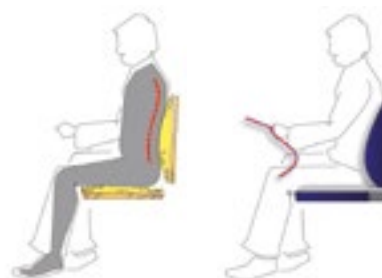
Art.no
95.780.065

BOAT SIT COMFORT



The Boat Sit Comfort is designed by a physical therapist with a passion for water sports. By applying ergonomics in the backrest it prevents back problems and water sports enthusiasts can enjoy longer comfortable boating. The principle of the distribution of pressure causes you automatically the right seated position.

- Comfortable sitting
- Breathable and water repellent
- Floats
- Color blue



Art.no	Description
79.505.200	Boat Sit Comfort BSC Blue

KAPOK CUSHIONS



Cushion filled with 100% kapok fillings. Made for a comfortable seat and acts as float in case of emergency. Cotton cover with rope line.



Art.no	Type	Colour	L x W x H cm
79.505.003	single	blue	35 x 46 x 13
79.505.013	single	striped blue/white	35 x 46 x 13
79.505.004	single	antracite	35 x 46 x 13
79.505.005	single	bordeaux	35 x 46 x 13
79.505.100	double	blue	70 x 46 x 13
79.505.113	double	striped blue/white	70 x 46 x 13
79.505.101	double	antracite	70 x 46 x 13
79.505.102	double	bordeaux	70 x 46 x 13

POLYESTER CUSHION DOUBLE



Art.no	Colour	L x W x H cm
79.505.117	blue	83 x 40 x 6,5

RAIL CUSHION

PE foam (closed cell) for rail mounting.



Art.no	Colour	L x W x H cm
79.509.004	blue	48 x 9,6 x 5
79.509.005	blue	96 x 9,6 x 5

SHIP'S BELLS



- Polished brass
- With wall bracket



Art.no	Ø cm
24.103.010	10
24.103.015	15
24.103.019	19

SHIP'S BELLS



- Polished brass
- With wall bracket
- R.I.N.A approved



Art.no	Ø cm
24.103.021	21
24.103.030	30

15 SHIP'S BELLS

BELL LANYARDS



Art.no	Length cm
24.106.010	10
24.106.015	15
24.106.020	20

FOLDING DRINKHOLDER



Universal ABS plastic foldable drink holder which is suitable for mugs, cups, cans and bottles. The front side of the holder is open to accommodate mugs with oars. The arms to hold the drink are adjustable to hold different diameters of bottles, cans etc. Maximum diameter is 85mm.



Art.no	Colour
94.398.001	black
94.398.002	grey

GLASS HOLDERS



- Soft pvc foam with suction cup
- Set of 6 pcs

Art.no
94.398.000

STAINLESS STEEL KNIFE



Stainless steel multifunctional knife with a stylish design. Made of durable, high quality stainless steel.

- 64mm serrated blade
- spike
- screwdriver
- bottle opener
- shackle key
- overall length 95mm

Art.no
11.532.000

KNIFE SPATHA



The Spatha knife is a strong allround knife. It is equipped with a partly ribbed and partly smooth blade, which makes the knife easy to cut through various materials such as various types of ropes.

The knife is equipped with a large eye which makes it easy to attach a carabiner. It is, by the large twisting ring, also easy to open with (sail) gloves on. The knife automatically locks when it is opened whole.

Art.no	Colour
11.532.001	yellow
11.532.002	blue

HALF ROUND ANCHOR MAT



Half-round with anchor motive.



Art.no	Size cm
94.324.000	45 x 75

WELCOME ON BOARD MATS



Art.no	Size cm
94.325.000	25 x 50
94.325.001	35 x 70

MAT "WELCOME ON BOARD"

Made out of blue pvc



Art.no	Size cm
94.325.010	60 x 40

TALAMEX STAR KEY RING



- PVC Keychain (floats)
- On request other colours or with logo available, ask for the conditions
- Length: 99mm
- Ø: 30mm



Art.no	Colour	Pcs
94.310.300	white	1
94.310.301	black	1
94.310.302	orange	1
94.310.303	navy	1

KEY RING BUOY



- PVC key ring buoy
- On request other colours or with logo available
- Length: 60mm
- Ø: 44mm



Art.no	Colour	Pcs
94.310.306	white	1
94.310.307	black	1
94.310.308	orange	1
94.310.309	navy	1

KEY RING DROP



- PVC keyring
- On request other colours or with logo available
- Length: 107mm
- Ø: 35mm



Art.no.	Colour	Pcs
94310350	white	1
94310351	black	1
94310352	orange	1
94310353	navy	1

KEY RING CORK



Art.no	Type	Dimensions	Pcs
94.309.201	round	Ø 53mm	10
94.309.202	round	2 x Ø 53mm	10
94.309.203	round	Ø 35mm	10
94.309.204	round	Ø 50mm	10
94.309.205	round	2 x Ø 50mm	10
94.309.206	oval	105mm x 50mm x 25mm	10

KEY RING "ANCHOR"



- Multi-colour foam key-holder



Art.no	Pcs
94.308.100	10

KEY RING TALAMEX



- Foam plastic with chain
- Colour navy



Art.no	Pcs
94.309.207	1

FLOATING KEY-HOLDER




- With floating power
- Foam with brass chain



Art.no	Pcs
94.309.002	10

WATERTIGHT BAG



Art.no	Size cm
94.100.001	27 x 34

15 BAGS/TEAK ACCESSORIES

WATERTIGHT CONTAINER



Art.no	Capacity l	Ø mm	Height mm	Ø opening mm
35.110.036	3,6	198	175	136
35.110.065	6,5	200	270	140
35.110.010	10,0	274	239	204
35.110.260	26,0	316	424	204

DRYBAGS



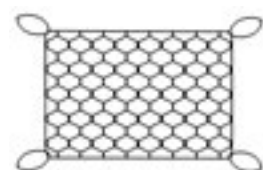
Wide range of waterproof bags with shoulder strap and handle. Protects valuable things like phones and cameras against water, sand and dirt. Can also be used very well to keep clothes dry.

- 100% waterproof PVC
- Floats
- Welded seams
- Adjustable shoulder strap



Art.no	Content ltr
94.100.020	5
94.100.021	10
94.100.022	15
94.100.023	20
94.100.024	30
94.100.025	40
94.100.026	60
94.100.027	75

STORAGE NET TIPTOLON



- Elastic with 4 eyes
- Package per 6 pcs

Art.no	Size cm
72.798.001	30 x 20

UNIVERSAL HOLDER FIX-IT



Universal holder for e.g. disinfection bottles, shampoo bottles, etc. Because of the Velcro closure it is easy to adjust for several diameters. The Fix-It is easy to mount on a flat surface with the supplied double-sided foam tape.

Art.no	Description
94.398.005	Universal holder

BLOCK GRID STORAGE RACK CUTLERY



These storage racks have a Block grid design. The storage racks are useable for many purposes in the boat.

Art.no	Description	Outside dim. W x D x H cm	Inner dim. W x D x H cm
94.398.100	Block grid Storage rack Cutlery	15 x 12 x 14	13 x 10 x 11



Art.no	Description	Outside dim. W x D x H cm	Inner dim. W x D x H cm
94.398.101	Block grid Storage rack	25,5 x 10 x 10	23 x 7,5 x 9



Art.no	Description	Outside dim. W x D x H cm	Inner dim. W x D x H cm
94.398.102	Block grid Storage rack	26,5 x 11 x 28	25,5 x 8,5 x 16,5

STORAGE RACKS



Storage racks for storing all kinds of things on board such as magazines, charts, cd's etc.



Art.no	Description	Outside dim. W x D x H cm	Inner dim. W x D x H cm
94.398.105	Storage rack S	22 x 14 x 15	20 x 11,5 x 7



Art.no	Description	Outside dim. W x D x H cm	Inner dim. W x D x H cm
94.398.106	Storage rack M	29,5 x 14 x 15	27 x 11,5 x 10



Art.no	Description	Outside dim. W x D x H cm	Inner dim. W x D x H cm
94.398.107	Storage rack L	40 x 19,5 x 20	38 x 17 x 18



Art.no	Description	Outside dim. W x D x H cm	Inner dim. W x D x H cm
94.398.108	Storage rack XL	46,4 x 10,5 x 24	44 x 8 x 23

PAPER TOWEL HOLDERS



Art.no	Description	Outside dim. W x D x H cm	Inner dim. W x D x H cm
94.398.109	Paper towel holder	33 x 10 x 25,5	30 x 7,5 x 10,5



Art.no	Description	Outside dim. W x D x H cm	Inner dim. W x D x H cm
94.398.110	Paper towel holder large	33 x 9,5 x 9,5	30,6 x 8,3 x 9,5



Art.no	Description	Outside dim. W x D x H cm	Inner dim. W x D x H cm
94.398.111	Paper towel holder small	31,5 x 11 x 4,5	29,1 x 9,8 x 4,5

15 TEAK ACCESSORIES

MUG, CUP AND BOTTLE HOLDERS



Art.no	Description	Outside dim. W x D x H cm	Inner dim. W x D x H cm
94.398.112	Cup/bottle holder	11 x 10,5 x 25,5	8,5 x 8,5 x 22,5



Art.no	Description	Outside dim. W x D x H cm	Inner dim. W x D x H cm
94.398.113	Mug/cup holder triple	29,5 x 10 x 9	8,5 x 8,5 (3)



Art.no	Description	Outside dim. W x D x H cm	Inner dim. W x D x H cm
94.398.114	Mug/cup holder with Storage rack	40 x 10 x 9	7,5 x 7,5 (2) + 20,5 x 7,5 (1)

COFFEE FILTER AND COFFEE CUP HOLDERS



Art.no	Description	Outside dim. W x D x H cm
94.398.115	Coffee filter holder	21,5 x 14 x 4,5



Art.no	Description	Outside dim. W x D x H cm
94.398.116	Coffee cup holder	14 x 31 x 1,6

BOTTLE AND GLASSHOLDERS



Art.no	Description	Outside dim. W x D x H cm	Inner diameter Ø cm
94.398.120	Bottle holder double	26 x 11,5 x 10,5	9,0



Art.no	Description	Outside dim. W x D x H cm	Inner diameter Ø cm
94.398.121	Glass holder duo	21,5 x 7,5 x 9	6,3



Art.no	Description	Outside dim. W x D x H cm	Inner diameter Ø cm
94.398.124	Wineglass holder quattro	39 x 9,5 x 9,5	6,3



Art.no	Description	Outside dim. W x D x H cm	Inner diameter Ø cm
94.398.122	Glass holder quattro	28,6 x 7,5 x 9	6,3



Art.no	Description	Outside dim. W x D x H cm	Inner diameter Ø cm
94.398.128	Foldable can/ cup holder	11,7 x 13,0 x 11	7
94.398.125	Foldable can/ cup holder	13,5 x 15,5 x 11	9



Art.no	Description	Outside dim. W x D x H cm	Inner diameter Ø cm
94.398.123	Wineglass holder duo	21,5 x 9 x 9,5	6,3

PORTABLE MUG- AND CUPHOLDERS



Art.no	Description	Outside dim. W x D x H cm	Inner dim. W x H cm
94.398.126	Mug/cup holder Quattro with handle	20 x 21 x 15	8,3 x 7,5 (4)



Art.no	Description	Outside dim. W x D x H cm	Inner dim. W x H cm
94.398.127	Mug/cup holder Sei with handle	29,5 x 21 x 15	8,3 x 7,5 (6)



Art.no	Description	Outside dim. W x D x H cm	Inner dim. W x D x H cm
94.398.132	Binocular storage rack	26,5 x 10,5 x 10	23,5 x 8 x 8

NAVIGATION RACKS



Art.no	Description	Outside dim. W x D x H cm
94.398.130	Navigation storage rack S	12,5 x 3 x 8



Art.no	Description	Outside dim. W x D x H cm	Inner dim. W x D x H cm
94.398.133	VHF handheld storage rack	9 x 6,5 x 13,5	7 x 4 x 12,5

SMARTPHONE & TABLET HOLDERS



Art.no	Description	Outside dim. W x D x H cm	Inner dim. W x D x H cm
94.398.131	Navigation storage rack XL	43 x 9,7 x 15	41 x 7 x 5



Art.no	Description	Outside dim. W x D x H cm	Inner dim. W x D x H cm
94.398.134	Smartphone holder	7,8 x 3,5 x 13	6,5 x 2 x 4,5



Art.no	Description	Outside dim. W x D x H cm	Inner dim. W x D x H cm
94.398.135	Smartphone holder	7,8 x 3 x 11	6,9 x 1,4 x 10



Art.no	Description	Outside dim. W x D x H cm	Inner dim. D cm
94.398.138	Tablet holder adjustable	18,8 x 2,8 x 7,5	1,5



Art.no	Description	Outside dim. W x D x H cm	Inner dim. W x D x H cm
94.398.136	Smartphone holder adjustable	11,5 x 2,5 x 11	1,5

INTERIOR



Art.no	Description	Outside dim. W x D x H cm
94.398.140	Mirror Small	18 x 2,1 x 25



Art.no	Description	Outside dim. W x D x H cm	Inner dim. W x D x H cm
94.398.137	Tablet holder	20,5 x 3 x 24	19 x 1,4 x 23



Art.no	Description	Outside dim. W x D x H cm
94.398.141	Mirror Medium	28 x 2,1 x 38

15 TEAK ACCESSORIES



Art.no	Description	Outside dim. W x D x H cm
94.398.145	Slat door with frame square	38,1 x 3,5 x 38,1



Art.no	Description	Outside dim. W x D x H cm
94.398.146	Slat door with frame rectangular	38,1 x 3,5 x 50,8



Art.no	Description	Diameter Ø x height cm
94.398.150	Knob for door or drawer (per pair)	Ø 5 x 3,8



Art.no	Description	Diameter Ø x height cm
94.398.151	Pull for door or drawer (per pair)	Ø 4 x 1



Art.no	Description	Outside dim. W x D x H cm
94.398.152	Pull for door or drawer (per pair)	7 x 2,8 x 2,8



Art.no	Description	Diameter Ø x height cm
94.398.153	Finger ring (per pair)	Ø 3,5 x 2,5



www.talamex.com

G NAUTICS IQ SERIES



A new range 100% PVC free iQ products. A beautiful , new, fresh and lightweight design. Available in two colors, Seagull white and sand.

The molds are made of a Thermo Composite EVA foam. Both colors are solution dyed ECO textile which ensures a less as possible impact on our water and environment. It has a color fastness to light, water and is UV resistance. Seagull white is made of Nylon mesh fabric and sand is of an Acrylic fabric.

All these products have the hook and loop fixation system. Assembling without drilling holes.

The new range PVC free iQ products is a great environmentally friendly solution to complement the current range.

HALYARD AND SHEET STOWBAG



A halyard and sheet stowbag in three different sizes. Round corners with neoprene sidewalls and elastic string system at the frontside to adjust the extension of the bag. Equipped with water drains in the bottom.

Art.no	L x H x D cm	Colour
91.102.501	30 x 20 x 18	Seagull white
91.102.502	40 x 25 x 20	Seagull white
91.102.503	50 x 23 x 22	Seagull white
91.102.601	30 x 20 x 18	Sand
91.102.602	40 x 25 x 20	Sand
91.102.603	50 x 23 x 22	Sand

COCKPIT BAG



A lightweight bag with round corners in two different sizes. Ideal for storing among others: tools, phone, mini tablet and sailing gloves. Equipped with water drains in the bottom.

Art.no	L x H x D cm	Colour
91.102.505	20 x 20 x 6	Seagull white
91.102.506	30 x 20 x 8	Seagull white
91.102.605	20 x 20 x 6	Sand
91.102.606	30 x 20 x 8	Sand

WINCH LEVER HOLDER



A beautiful lightweight storage system with round corners. Equipped with water drains in the bottom.

Art.no	L x H x D cm	Colour
91.102.510	13 x 27 x 10	Seagull white
91.102.610	13 x 27 x 10	Sand

CAN HOLDER



The nice compact look and round corners makes it a perfect lightweight holder for small bottles/ bidons and cans. Equipped with water drains in the bottom.

Art.no	L x H x D cm	Colour
91.102.508	12 x 14,5 x 10	Seagull white
91.102.608	12 x 14,5 x 10	Sand

RESCUE LADDER



Compact, easy to install re-board rescue ladder. The heat moulded EVA foam cover holds a 5 step webbing ladder that deploys by pulling on the pulling cord. All steps are rigid and the bottom steps are weighted so that the ladder will easily fall out of the rigid protective cover and it helps with climbing back on board.

Art.no	Description
91.102.626	Rescue ladder Sand iQ

HATCH COVERS



Heat moulded EVA foam hatch covers with flexible adjustable edges for great fit on many types of hatches. The hatch cover is an ideal blind during the night and gives also extra isolation against heat or cold because of the EVA foam inside the cover. The hatch cover is also available with an integrated mosquito net which can easily be pulled out of the hatch cover, giving mosquito's and other insects no chance.

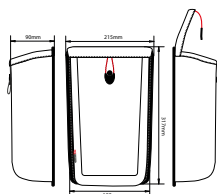


Art.no	Dimensions mm	Mosquito net	suitable for Lewmar hatch
91.102.615	510 x 510	No	Size 44
91.102.616	576 x 576	No	Size 60
91.102.620	510 x 510	Yes	Size 44
91.102.621	576 x 576	Yes	Size 60

WASTE BIN



Compact 3 litre waste bin. Ideal in the cockpit or cabin for daily waste. Simple mounting with the hook and loop fixation system, no need for drilling holes.



Art.no	Description
91.102.630	Sand iQ

G-NAUTICS STORM BED



Children safe Berth Cloth made out of soft breathable mesh, complete with fixation webbing and quick release swivels.



Art.no	Length cm	Width cm
91.100.005	175	90

MOSQUITO NET



- Mesh Mosquito net for hatch with lead-chain
- Available in black and white, including storage bag



Art.no	Size	Size cm	Colour
91.100.043	Small	54 x 54	white
91.100.044	Medium	62 x 62	white
91.100.045	Large	70 x 70	white
91.100.971	Small	54 x 54	black
91.100.972	Medium	62 x 62	black
91.100.973	Large	70 x 70	black

SHEET STOWBAG



PVC tarpaulin and mesh storage bag for halyards and sheets. Carbon tubes for easy opening. Available in a high and wide model. Easy to assemble without screws through Velcro closure



Art.no	Size	Length cm	Height cm	Depth cm
91.100.921	Small	20	30	18



Storage case of PVC and PU-net for traps and shots with integrated winch lever side box to port or starboard side. Permit net-reinforced soil, opening, screw holes and Velcro for the attachment.

Art.no	Size	Length cm	Height cm	Depth cm
91.100.926	Extra Small	25	15	9
91.100.924	Small	30	20	18
91.100.925	Medium	40	25	20
91.101.505	Large	50	30	22

COCKPIT TOOL BAG



Handy storage bag with winch lever holders for tools, telephone and gloves. Made of high-quality PVC tarpaulin and mesh. Easy to assemble without screws through Velcro closure.

Art.no	Length cm	Height cm
91.101.530	30	15

REGATTA COCKPIT BAG



PVC tarpaulin and mesh storage bag for tools, phone, gloves and a can holder for a can or bottle. A large compartment with closure and a small compartment lockable with zipper. Easy to assemble without screws through Velcro closure.

Art.no	Length cm	Height cm
91.102.304	15	30

WINCH COVER



PVC tarpaulin protective case with non-slip edge. Protects precious winches against sun, salt and dirt. Equipped with clamping strap with buckle.

Art.no	Size	Top Ø mm	Base Ø mm	H mm
91.102.310	Small	110	140	170
91.102.311	Medium	130	155	200
91.102.312	Large	140	170	220
91.102.313	Extra Large	150	195	240

WINCH COVER ACRYLIC



Solution dyed acrylic cover protects valuable winches from sun, salt and dirt. Rubber PVC edge and adjustment buckle.



Art.no	Size	Top Ø mm	Base Ø mm	H mm
91.100.941	Small	110	140	170
91.100.942	Medium	130	155	200
91.100.943	Large	140	170	220
91.100.944	Extra Large	150	195	240

WINCH LEVER HOLDER



PVC tarpaulin and PU mesh holder for winches Jelly bead edge protectors and soil with water spout. Easy to assemble with the hook and loop fixation system.

Art.no	Type
91.101.542	Single



Art.no	Type
91.102.326	Double

WINCH LEVER HOLDER ACRYLIC



Holder made of solution dyed acrylic canvas. Jelly Bead edge protectors and soil with water spout. Easy to assemble with the hook and loop fixation system.

Art.no	Type
91.100.931	Single

LIFE LINE CUSHION WHITE



PVC life line cushion. PE foam with PVC cover for extra comfort. Set of 2.

Art.no	Size	Length cm
91.102.340	Small	90
91.102.341	Medium	135
91.102.342	Large	180

LIFE LINE CUSHIONS ACRYLIC



Acrylic Life Line Cushion with PE foam padding and PVC tubing for comfortable passages. Set of 2.



Art.no	Size	Length cm
91.101.194	Small	90
91.101.195	Medium	135
91.101.196	Large	180

MUG HOLDERS



Mug holder from white PVC and black Mesh with Velcro cockpit fixation.



Art.no	Type
91.101.560	For 1 mug
91.101.561	For 2 mugs

CAN HOLDER ACRYLIC



Mug holder made of acrylic canvas. Jelly Bead edge protectors and soil with water spout. Velcro fixation system.



Art.no	Type
91.102.460	For 1 mug
91.102.461	For 2 mugs

SAILING / SURFING GLOVES



Water-repellent leather.



Open fingers

Art.no	Size
20.802.001	Small
20.802.002	Medium
20.802.003	Large
20.802.004	Extra Large



Full fingers

Art.no	Size
20.803.001	Small
20.803.002	Medium
20.803.003	Large
20.803.004	Extra Large

AMARA SAILING GLOVES



Strong, water-repellent of Amara leather.



Open fingers

Art.no	Size
20.805.001	Small
20.805.002	Medium
20.805.003	Large
20.805.004	Extra Large



Full fingers

Art.no	Size
20.806.001	Small
20.806.002	Medium
20.806.003	Large
20.806.004	Extra Large

HIGH SAILING BOOT



Made of 100% natural rubber. Anti slip sole makes it ideal for sailing and recreational use.

Heel marked in red and green. Reinforced instep and removable insole.

Laced top.

- Colour navy



Art.no	Size
92.308.036	36
92.308.037	37
92.308.038	38
92.308.039	39
92.308.040	40
92.308.041	41
92.308.042	42
92.308.043	43
92.308.044	44
92.308.045	45
92.308.046	46
92.308.047	47

SAILING BOOT



A blue sailing boot with green and red heel detail. With anti slip sole of fine detail so as not to trap dirt and grit. Reinforced instep and removable insole.

- Colour navy



Art.no	Size
92.310.036	36
92.310.037	37
92.310.038	38
92.310.039	39
92.310.040	40
92.310.041	41
92.310.042	42
92.310.043	43
92.310.044	44
92.310.045	45
92.310.046	46
92.310.047	47

16



Shop fitting



16 TALAMEX SHOP DISPLAY

TALAMEX SHOP DISPLAYS


With the Talamex shop-displays, Lankhorst Taselaar offers the solution to your store fixtures. The Talamex shop objectives ensure that your Talamex and Lankhorst Taselaar water sports articles be optimally presented and provide a nice water sports look. Talamex shop objectives have been created on the basis of the market-leading Tegometall shop system.

The Talamex shop-displays are delivered in the colour grey/silver. After a basic (detached display) is purchased, it can be extended by means of a simple construction allowing an unlimited long display can be obtained.

Attention: the pictures below give an impression of the modularity systems, but have a different colour setting. Any impressions at other stores are available on request.



TALAMEX DISPLAYS



Pins excluded

Art.no	Description
01.550.001	Talamex pin display high basic
01.550.002	Talamex pin display high construction



Dimensions:

- 2400mm high
- 1000mm wide
- 530mm deep (shelf 470mm + stile 60mm)

Including 4 shelves

Art.no	Description
01.550.003	Talamex shelf display high basic
01.550.004	Talamex shelf display high construction

TALAMEX GONDOLA DOUBLE

Dimensions:

- 1400mm high
- 1000mm wide
- 800mm deep (2 x 370mm shelf + 60mm stile)



Including 8 shelves

Art.no	Description
01.550.011	Talamex shelf gondola double basic
01.550.012	Talamex shelf gondola double construction

TALAMEX GONDOLA SINGLE

Dimensions:

- 1400mm high
- 1000mm wide
- 430mm deep (shelf 370mm + stile 60mm)



Including 4 shelves

Art.no	Description
01.550.021	Talamex shelf gondola single basic
01.550.022	Talamex shelf gondola single construction



Pins excluded

Art.no	Description
01.550.013	Talamex pin gondola double basic
01.550.014	Talamex pin gondola double construction



Pins excluded

Art.no	Description
01.550.023	Talamex pin gondola single basic
01.550.024	Talamex pin gondola single construction

16 TALAMEX SHOP DISPLAY

TALAMEX DISPLAY ACCESSORIES



Art.no	Description
01.007.004	Talamex sticker blue 700mm x 200mm



Art.no	Description
01.007.005	Talamex sticker blue 1000mm x 100mm



Art.no	Description
01.007.006	Talamex sticker blue 1000mm x 200mm



Packed per 100 pcs.

Art.no	Description
01.550.053	Talamex pens euro slot 200mm x 4mm



Useful for storage of e.g. prepacked ropes

Art.no	Description
01.550.054	Slot-in leaf basket Talamex 1000mm x 350mm x 120mm



Art.no	Description
01.550.055	Talamex shelf 1000mm x 370mm grey including carriers

TALAMEX ROPE DISPLAY



Talamex Rope display/rack Stainless Steel 1400/100/70 mm, including print, massive Stainless Steel carriers and measurement board

Available in 2 versions: wall rack/display and stand-alone display/rack. Please contact our sales department for more information.

TALAMEX ROPE DISPLAYS ACCESSORIES



Art.no	Description
01.070.000	Rope measuring device



Art.no	Description
11.401.000	Rope burning device



Art.no	Description
11.401.001	Spare cutting knife

ROPE COUNTER DISPLAY



- Counter display:
- 5 x 30m Ø 1mm
 - 5 x 30m Ø 1mm waxed
 - 5 x 20m Ø 1,5mm
 - 5 x 20m Ø 1,5mm waxed

Art.no	Description
01.810.501	Box nr 1



- Counter display:
- 5 x 30m Ø 1mm red
 - 5 x 30m Ø 1mm green
 - 5 x 20m Ø 1,5mm red
 - 5 x 20m Ø 1,5mm green

Art.no	Description
01.810.502	Box nr 2



Range braid cord Ø 3mm in neon colors.

Art.no	Description
01.810.600	10 reels a 20m each.



Art.no	Description
01.810.700	Display stand only

MAGIC SPORT MINI REEL ASSORTI



- Smooth trimline and halyard
- Low stretch
- Abrasion resistant
- Stretch < 5%



Art.no	Description
01.810.601	Magic Sport Ø 2mm in sales box Assorti
01.810.602	Magic Sport Ø 3mm in sales box Assorti

HI-GRIP DISPLAY

J.C.G.
HI-TORQUE LTD.

Hi-Grip counter display , 1 flexible screw driver included.



Art.no	Description
17.916.001	with 100 SS hose clips, 12-50mm
17.916.002	with 160 SS hose clips, 12-100mm
17.916.000	100 SS exhaust hose clamps, 65-140mm

PRYM DISPLAY



Counter standard complete with 120 blisters.



Content:

- 10 x 11.122.000
- 10 x 11.107.000
- 10 x 11.105.000
- 10 x 11.105.014
- 10 x 11.118.001
- 10 x 11.119.000
- 10 x 11.106.004
- 10 x 11.106.005
- 10 x 11.118.000
- 10 x 11.109.000
- 10 x 11.105.001
- 10 x 11.111.000

Art.no
11.104.500

DISPLAY FOR TROLLING MOTORS



Art.no	Description
85.803.100	for 2 pieces
85.803.101	for 5 pieces

TALAMEX WINCH HANDLE DISPLAY



Art.no	Description
76.321.003	Display winch handle 6 pcs

LED DISPLAY



LED display for Talamex LED lighting.



Art.no	Description
14.340.001	LED Displaybox Marine

TALAMEX FLAGS



Art.no	Height cm	Width cm
27.302.301	100	150
27.302.302	275	200

PAPER CARRIER BAGS



Art.no	Size cm	Pcs
97.107.500	32 x 44	250



Art.no	Description
01.105.035	Talamex toilet (NL)
01.105.036	Talamex toilet (DE)
01.105.037	Talamex toilet (EN)
01.005.180	Talamex fun collection (NL)
01.005.181	Talamex fun collection (DE)
01.005.182	Talamex fun collection (EN)

VARIOUS CATALOGUES




Of many of our suppliers, we have brochures and/or catalogues in stock. We will send this on request gladly.

Art.no	Description
01.005.010	Lankhorst Taselaar Catalogus NL
01.005.011	Lankhorst Hohorst Katalog DE
01.005.012	Lankhorst Taselaar Catalogue ENG
01.106.002	Besto Catalogue ENG

Counter standard

Art.no	Description
01.005.000	Counter standard acrylic including 400 folders
01.005.015	Set of 10 bags for 01.005.000

TALAMEX INFLATABLE BOAT CATALOGUES



Art.no	Description
01.005.016	Talamex Comfortline NL
01.005.017	Talamex Comfortline DE
01.005.018	Talamex Comfortline EN
01.005.100	Talamex Highline NL
01.005.101	Talamex Highline DE
01.005.102	Talamex Highline EN
01.005.103	Talamex Greenline NL
01.005.104	Talamex Greenline DE
01.005.105	Talamex Greenline EN
01.005.106	Talamex Silverline NL
01.005.107	Talamex Silverline DE
01.005.108	Talamex Silverline EN
01.005.109	Talamex Aqualine NL
01.005.110	Talamex Aqualine DE
01.005.111	Talamex Aqualine EN
01.005.112	Talamex Superlight NL
01.005.113	Talamex Superlight DE
01.005.114	Talamex Superlight EN
01.005.115	Talamex Heavy Duty NL
01.005.116	Talamex Heavy Duty DE
01.005.117	Talamex Heavy Duty EN
01.005.118	Talamex S-Line NL
01.005.119	Talamex S-Line DE
01.005.120	Talamex S-Line ENG



www.talamex.com



Index

#			
110TT	77	Adapter with cover X63	858
125TT	77	Adapters lamps fittings	520
12V Board power net	478 - 482	Adaptor	723
12V Socket Round	479	Adaptor 90° smooth	328
12V TWIN SOCKET ADAPTER + 2 USB	479	Adaptor cord 12V	479
12V USB MINI ADAPTER SINGLE	479	Adaptor RF41153	213
140TT	77	Adaptor with adjustable valve	723
185TT	78	Adaptor-cable RPA/CEE	477
1-hand mixer	320	Adaptors	570
230V charger for Bravo BST800 Battery SP-35	804	Adjustable cleat	247
230V charger for Bravo GE 20-2 Battery SP-33	804	Adjustable stopper	240
250TT	79	Adjustable table frame S 2000	905
2D Universal Sonar Adapter Cables	824	Adjustable table frame set	907
2x single, clew ring	215	Adjustable wiper arm	652
2x single, linked	215	Admiralsheet Vision	16
300TT	79	Aerator pump	295
7 Day blue masking tape	141	Aerator pump	295, 902
80°C Masking tape	141	Aero Cleat	179
90° evaporator VD-08 for series 80	692	AGM 6 Volt Series Batteries	430
		AGM Batteries	429
		AGM Slimline Batteries	430
		Agri pump	342
A		Air and overpressure relief valves	789
Absodry	732	Air Conditioning	703 - 707
Absorption Coolbox Tropicool TCX 12/24/230V	702	Air Conditioning System Compact	704
Abus chain black loop marine	665	Air Conditioning System Inverter Compact	705
Abus Cobra eye cable	665	Air duct accessories for air conditioning	707
Abus combination locks	665	Air Horn	602
AC Master	405	Air signal horn ECO	602
Accessoires for wash down pumps	293	Air-Dock leisure inflatable platform	791
Accessories	571	Air-Dock work inflatable platform	790
Accessories Bimini tops	150	AIS Antenna RA300 Glomeasy	568
Accessories boarding ladders	97	AIS Antenne RA304 Glomeasy	569
Accessories deck mounting	574	Åland	612
Accessories for air conditioning	707	Alarm with warning light	454
Accessories for AS Series 32/34/40	515	Alcohol fuel 96% 1 ltr	684
Accessories for control units	873	All-in-one maintenance set	712
Accessories for Hatchlifer Ulysses and AV series	654	All-Round Hand Pump Kit	264
Accessories for hydraulic hoses	891	Allround UHMWPE	33
Accessories for lamps lamps glasses	544	Allure 2-burner	683
Accessories for motor control cables	878	Allure 3-burner	683
Accessories for Talamex trailer winches	813	Aluminium anodes	772
Accessories hatches	647	Aluminium bases	906
Accessories mast mounting	575	Aluminium Bimini top	150
Accessories railing mounting	574	Aluminium hinges	671
Accessories VHF Antennas	574	Aluminium pole	799
Accumulator kit	292	Aluminium tiller extensions	897
Accumulator Tank	292	Aluminium Trapeze Cleat	178
Accumulator tank 2L	292	Aluminium turnbuckle covers	115
Active carbon filter	317	Amara sailing gloves	927
Adapter	94, 806	Anchor "Fortress"	70
Adapter For RA300 and RA304 series	569	Anchor ball	603
Adapter set	806		

ALPHABETICAL INDEX

Anchor line holder for inflatable boat	797	Baden-Württemberg	608
Anchor lines superlene	32	Bag with life jackets.	585
Anchor Popular Galvanized	72	Bags	916
Anchor safety straps	52	Bailer	264
Anchor swivel galvanized	59	Bailers	337
Anchor Swivels	58 - 59	Balearic Islands	613
Anchor/Marker Buoy	90	Ball bearing traveller system 22 series	239
Anchors	61 - 73	Ball glass opal white 70mm	543
Anchors	61 - 73	Ball terminals	108
Anchors and mooring	41 - 102	Ball terminals with eye and cupel	109
Andodes with screw	772	Ball valves	334
Anemometers	546 - 549	Ballast impeller pump	296
ANL Fuses	462	Balls for ball bearings	239
Anodes	770 - 772	Barge poles	99
Anodes	770 - 772	Barge poles	99
Anodes round shaped	772	Batavia	726 - 731
Anodes type Vetus	772	Batteries	383
Antenna base Glomeasy	569	Batteries	381 - 383
Antenna extension	575	Batteries	387
Antenna mount with handle RA115	573	Batteries and chargers	727
Antenna mount with knob RA135	574	Batteries LiFePo4	381
Antennas	557 - 577	Battery box	384
Antennas	559 - 578	Battery boxes	383
Anti Freeze	714	Battery cable and terminals	824
Anti Torsion EVO Line	11	Battery clamp cover	464
Anti-slid	677	Battery clamp kit X-series	819
Anti-sliding tape	677	Battery distribution cluster	446
Anti-slip	749	Battery holder SS	384
Antislip Deckcour	678	Battery Mate	423
Antislip Tapes	676 - 677	Battery Monitoring	432
Aqua Tolet	714	Battery selector switch	441
Aqualine QLA Air floor	775	Battery switch	461
Aqualine QLS Slatted floor	774	Battery switch Contour	442
Aqualine QLX Aluminium floor	775	Battery switch dual bank	441
Aquasource clear water filter	292	Battery switch Easyfit	442
Aquastream Toiletpaper	318	Battery switch Heavy-Duty	443
AS 34 series LED	514	Battery switch ON/OFF	440
ASC-6 Converter NMEA2000	494	Battery switch panelmount	443
Assorted boxes	327	Battery switch remote operated	444
Atlantic portlight	637	Battery switch with VSS	445
Austria	613	Battery switches	460
Automatic fuses	463	Battery Terminals	464
Automatic Rescue Harness Set	597	Battery terminals ISO-10133	464
Auto-release cleat	178	Battery terminals Quick Connect	464
Awning	148	Battery terminals with wing-nut	464
Awnings	148	Battery tray adjustable	384
		Battery Tray with Strap	384
		Battery Watch	425
B		Batterycharger/Converter CombiMaster	401
B14 Engine control cable	878	Battlestick tapered	897
Back rest	912	Bavaria	608
Back to Back	141	BC-100	456
Backing plates	109		

Beam track	233	Bilg All Clean	714
Becket kit	239	Bilge / Grey waste pump	286
Bedflex slat systems	911 - 912	Bilge Intelligent Control	281
Bedflex® Marine	911	Bilge plugs	336
Belgium	610	Bilge pump (waterbuster)	273
Belgium with crown	610	Bilge pump automatic	280
Bell lanyards	914	Bilge pump control panels	281
Bend adapter deluxe	719	Bilge pump Gusher 30	271
BEP439		Bilge pump Gusher Titan	269
Berlin	607	Bilge pump heavy duty	277
Berth lamp	542	Bilge pump Henderson MK5	268
Besto 165N	590	Bilge pump standard	276
Besto 300N	592	Bilge pump switches	281
Besto 300N Hammar	592	Bilge pumps	273
Besto Allround Fit 50N	584	Bilge Pumps	273 - 281
Besto Bébé life jacket 100N	586	Bilge Pump Control Panel	281
Besto Comfort Fit 180N	591	Bimini oarlock kit for bimini	152
Besto Comfort Fit Pro 220N	591	Bimini supports	153
Besto Comfort Fit Pro 300N	593	Bimini Top Fittings	153
Besto Deckline	596	Bimini Top Mounting Kit Inflatable Boat	152
Besto Dinghy 50N	583	Bimini tops	150
Besto Dinghy Zipper 50N	583	BIMINI TOPS	150 - 153
Besto Dog buoyancy aid	587	Bimini Tops Deluxe 2-bows	151
Besto Dog buoyancy aid Deluxe	587	Bimini Tops DeLuxe 3-bow	151
Besto Econ 100N	586	Bimini Tops Deluxe 4-bows	152
Besto Elastic life line	597	Binoculars	546
Besto Ferry Passenger seal pack 120N manual	594	Bio Clean	714
Besto Fisherman 50N	584	Birdspike	547
Besto Gulf Jacket 150N	585	Bison	733, 734
Besto Gulf Vest 100N	585	Black - Blue box systems	83
Besto Hammar 165N	590	Blackline / Whiteline series	502
Besto Junior Inflatable 100N	589	Block grid Storage rack Cutlery	916
Besto life jacket MB 100N	585	Blowers with flangemount	650
Besto lifeline	597	Blowers with flexmount connection	650
Besto Neoprene 50N	584	Bluebox converter	80
Besto Paddler 50N	584	Bluetooth receiver with remote control MC900B	553
Besto Pro 300N	592	Boarding ladder	96
Besto Pro Junior Inflatable 100N	589	Boarding ladder accessories	97
Besto Racingbelt 100N	586	Boarding ladder anodised aluminium	95
Besto reflective tape Solas	595	Boarding ladder bow model	96
Besto rescue system	597	Boarding ladder Stainless Steel	95
Besto Safety kit	598	Boarding ladder telescopic	96
Besto Sailor 50N	585	Boarding ladder telescopic for inflatable boat	97
Besto Signlaflute	595	Boarding ladder telescopic with handrail	96
Besto Ski 50N	584	Boarding ladders	95 - 97
Besto Special 100N	586	Boarding ladders	95 - 97
Besto Toy Doll Jacket	587	Boarding ladders aluminium	96
Besto Turn Safe 150N	587	Boarding ladders for inflatables	97
Besto Ultimate BackTow 300N	593	Boarding support	656
Beta pin	117	Boat cleaner	712
BI Battery Isolators	422	Boat hook chrome plated brass	98
Big Windex	547	Boat hook galvanised	98

ALPHABETICAL INDEX

Boat hooks	97	Bracket for trollingmotor bow mounting	797
Boat Hooks	97 - 99	Brackets Hand searchlight Bremen	518
Boat hooks with brass chromed hook	99	Brake spinners	896
Boat hooks with plastic hook	99	Brandenburg	608
Boat shampoo	712	Brass padlock	664
Boat sit comfort	912	Brass wood screw counter head DIN 95	675
Boat trolley	809	Brass wood screw counter raised head DIN 96	675
Boat wax	712	Brass wood screw countersunk DIN 97	674
Boatcover bow set	799	Bravo 10 footpump	805
Boatguard 100	764	Bravo 2 / GP 5 foot pump	805
Boatseat Captain Deluxe	909	Bravo BST 800 Battery electric airpump	803
Bodensee emergency flag	620	Bravo BST 800 electric airpump	803
Bollards	165	Bravo GE 20-2 electric airpump	802
Bollards	168	Bravo GE 230/1000 electric airpump	803
Bolt flat countersunk philipshead DIN 965	672	Bravo GE BP-1 12V electric airpump	804
Bolt flat recessed hexagon DIN 7991	672	Bravo GE BTP 12V electric airpump with manometer	804
Bolt lens counterhead DIN 964	672	Bravo GE OV 6/230 electric airpump	803
Bolt lens philipshead DIN 966	673	Bravo Turbo Max 12V electric airpump	803
Bolts	116 - 118	Bremen	607
Bolts Loxx	147	Broom handles	721
Boom brackets	125	Broom sticks Deluxe	719
Boom cleat	178	Broomstick	721
Boom fittings	125	Brush	722
Boots	928	Brushes and accessories	719 - 725
Boss Multimedia Receivers	552 - 554	Bubble Buster	893
Bosun's chair	603	Bucket	719
Bosun's whistle	602	Bucket PVC	719
Bottle and glassholders	918	Build in shower hose with standard tap	322
Bounce Buster™	825	Build in shower with hose	322
Bow cleats	166	Build in water connection with quick coppling	322
Bow Fender	88	Build-in deck shower	324
Bow Fender V-shape	88	Built in air horn	601
Bow roller pivoting	59	Built in shower hose	322
Bow rollers	59	Built in shower tap	322
Bow rollers	59	Built-in Absorbtion refrigerator RM5310	699
Bow Rope Fender	88	Built-in case	647
Bow shackle hexagon socket head	120	Built-in compressor refridgerator RC 10.4T	699
Bow shackles	120	Built-in compressor refrigerator Coolmatic CRE	698
Bow shackles - eye bolt	119	Built-in compressor refrigerator Coolmatic CRX/CRX-S	697
Bow thruster anodes	83	Built-in cooling box Coolmatic CB	695
Bow thruster brackets	83	built-in cooling system 50 series	688
Bow thruster Brushkits	83	Built-in cooling system CU 96	692
Bow thruster control and cable TT basic series bow thrusters	77	Built-in Millesime	681
Bow thruster Controls	80	Built-in Sinks	321
Bow thruster propellors and accessories	83	Bulkhead connector NMEA2000	496
Bow thruster relais	83	Bulkhead socket box	479
Bow thruster tunnels	80	Busbar heavy duty 100A	462
Bow thrusters	74 - 83	Busbar heavy duty 300A	462
Bowcushion Alu-Ribs	789	Busbars	451
Box evaporator VD-09 for series 80	692	Busbars	475
Bracket for safety light	600	Busbars Heavy duty	447
Bracket for trailer roller	814	Butyl tape	140

By-Pass connector	328	Carbine hooks	720 - 722
C		Carbine hooks asymmetric with eye	121
C14 Engine control cable	876	Carbine hooks classic	120
C16 Engine control cable	878	Carbine hooks classic	121
C2 Engine control cable	876	Carbine hooks classic with eye	121
C3 Capstan	51	Carbine hooks oval	121
C36 Engine control cable	877	Carbine hooks oval with eye	121
C5 Engine control cable	877	Carbine hooks with retaining ring	122
C8 Engine control cable	876	Carbon filter	317
Cabin hook	661	Carbon filter for wastewater system	317
Cabin lamp	543	Carrying Cart	811
Cabin light	536	Cars Size 0	234
Cabin light Meteor	535	Catalogues	936
Cabinet/drawer latches flush deluxe	660	Caulking gun	744
Cable connector	470	Caulking gun 310	744
Cable connector set VHF	474	Caulking gun Maxxpack	728
Cable connectors	472	Caulking gun professional 300	744
Cable fork U	471	Caulking gun professional 600	744
Cable on mini-reel	465	CEE plug male and female 230V	477
Cable strip pliers	469	Ceramic Knife Pro	38
Cable term	470	Chain	57
Cable terminal box	469	Chain - Short link Grade 30 (G30)	57
Cable ties nylon	475	Chain connector SS with double swivel	58
Cam lock tie-down	815	Chain connector SS with swivel	58
Cam lock tie-down assortment	815	Chain connectors carbon steel	58
Cam-cleat Large	170	Chain connectors SS 316	58
Cam-cleat Medium	170	Chain connectors/Rapid Links	59
Cam-cleat Small	170	Chain counter AA 150	53
Can holder	924	Chain counter AA 560	53
Can holder acrylic	927	Chain counter accessories	55
Captive Reel Windlass CRW400	44	Chain counters sensors and magnets	55
Car short with shackle	234	Chain DIN 766 SS AISI 316	57
Car short with upstand	235	Chain grippers	59
Car sliderod with genua sheave and control sheave	236	Chain stopper	52
Car sliderod with genua sheave and end stop	236	Chair "Admiral"	908
Car tape	734	Chair "Captain"	908
Car with genua sheave and 2 control sheaves	236	Charge Mate	424
Car with genua sheave and control sheave	236	ChargeMaster	391
Car with shackle	235	ChargeMaster Plus CZone	395
Car with shackle and 2 control sheaves	235	Chargers	387 - 438
Car with shackle and 4 control sheaves	235	Cheekblock	204
Car with upstand	235	Cheek block	186
Car with upstand + 2 control sheaves	235	Cheek blocks	183
Car with upstand + 2 sheaves + becket	235	Chipboard screw Phillips-head pozidrive	676
Car with upstand + 4 control sheaves	235	Chrome plated brass sockets 3A	472
Car with upstand + 4 sheaves + becket	236	CHSX Deck switches	55
Car with upstand + 4 sheaves + beckets + cleat	236	Circuit breaker cord	846
Car with upstand + 4 sheaves + cleat	236	Circuit breakers	846
Carabiner with eyelet and locking bar	122	Circulating cooker hood	683
Carabiners	120 - 122	Clam cleats	166
Carbine hook	120	Clamp on seat mount with swivel	911
		Clamps	98

ALPHABETICAL INDEX

Clamps	165 - 168	Compact Single Horn Miniblast	601
Classic 3mm in sales box	38	Compass Klar	763
Classic round brush	746	Complete Climate System	703
Clean ship cloth	717	Compressor coolbox CFF	700
Cleaning cloth Primp	717	Compressor coolbox CoolFreeze CFX3	701
Cleaning cloth Supreme	717	Connect Fender	87
Clear Anti-Chafe Tape	140	Connection boxes JB series	475
Clear start™ analogue watch	550	Connection cable	454
Clear start™ race timer	550	Connection cable bow thruster GEN2	80
Clear start™ watches 40mm	550	Connection cable proportional bow thruster	82
Clear start™ watches 50mm	550	Connection kit	866
Cleat kit for endstop	238	Connection materials	465 - 475
Cleat with railing connector	160	Connector	576
Cleats	171	Connector assortments box NMEA2000	497
Cleats	165 - 168	Connector block	475
Cleats and Leads	170 - 180	Connector CEE/RA	477
Cleats for ropes 10-16mm	177	Connector pin male	470
Cleats for ropes 4-8mm	177	Connector round female	470
Cleats for ropes 6-10mm	177	Connector round male	470
Cleats with fair lead for ropes 1-6mm	174	Connectors	849
Cleats with open side-entry for ropes 3-6mm	176	Console covers	798
Clevis pin	117	Console Silverline	787
Clinometer	549	Console S-Line	787
Clip pieces	162	Construction 1 x 19	104
Clipper lamp	541	Construction 1 x 19 covered with white PVC	104
Cloths	717	Construction 7 x 19	104
Coastguard safety line	597	Construction 7 x 7	104
COAX Cable 50 Ohm	573	Construction 7 x 7 covered with white PVC	104
Coax Cable 75 Ohm	566	Construction Tix	733
COAX cable for WebBoat Ext	563	Contact spray CS 90	716
Coaxial cable 50 ohm glomeasy	570	Control becket	241
Cockpit bag	924	Control Block double	188
Cockpit Tool Bag	926	Control Block double with becket	189
Coelan	748	Control Block single on spring	189
Coelan®	748 - 749	Control Block single ratched	190
Coffee filter and coffee cup holders	918	Control Block single ratched with becket	190
Coldmachine CS-NC15	693	Control Block single ratched with cleat	191
Colour Stripe Waterline/Decoration Tape	144	Control Block single with becket	188
Coloured flags	620	Control Block single with becket and cleat	189
Combi power	733	Control Block single with bracket	190
Combi quick	734	Control Block single with bracket and becket	190
Combi scrub + scraper	725	Control Block single with shackle	188
Combi swivel scrub	725	Control Block triple	188
Combi system water handle	725	Control Block triple ratched, becket, cleat and eye	191
Comfort sitting cushion	912	Control Block triple ratched, cleat and eye	191
Comfortline TLA Air floor	777	Control Block triple with becket	189
Comfortline TLRA Aluminium RIB 270	777	Control Block triple with becket and cleat	189
Comfortline TLS Slatted floor	776	Control Block triple with cleat	189
Comfortline TLX Aluminium floor	777	Control double leadblock	190
Commodore steering wheels	895	Control end RC12280	240
Compact Electrical Horn	602	Control end sheave	241
Compact hand bilge pump	266	Control end single sheave	240

Control end single sheave with becket	240	Cylinders for inboard steering systems	890
Control Footblock	190	Cylinders front mount for	
Control Footblock	200	Outboard steering systems UC128-OBF	888
Control lights 12V	483	Cyprus	612
Control Panel Contour 1000	454	Czech republic	614
Control panels	311	CZERO Engine control cable	876
Control proportional bow thruster	82		
Control single leadblock	190	D	
Control single leadblock	190	DAB Antenna RA300 Glomeasy	568
Control Snatchblock	190	Dacron® Insignia Cloth	139
Control Turnblock	190	Dacron® Sail Repair Patch	138
Control Webblock	190	Dacron® Wave Tape	139
Conversion kit manual to electric toilet	303	Danboline	762
Conversion kit silent electric	304	Dashboard switches	55
Converters	700	DC Anchor galvanized	71
Cook Top Infinite 2 hobs	680	DC Distribution 500	438
Cook Top Infinite 3 hobs	681	DC Master (isolated)	412
Cooker built-in type Master 2	680	DC Master (non isolated)	410
Cooker built-in type Master 3	680	DC1 Halyard stopper double	169
Cooker Starlight	684	DC1 Halyard stopper single	169
Cooker Sunlight	684	DC1 Halyard stopper triple	169
Coolbox Cool-Ice	702	DC2 Halyard stopper double	169
Cooling system built-in series 80	689	DC2 Halyard stopper single	169
Cooling system CU-55 + VD-01	687	DC2 Halyard stopper triple	169
Cooling system CU-55 + VD-07	688	Deck brush	725
Coolmatic compressor fridge CRP-40	694	Deck brush set	722
Coolmatic drawer fridge CD-20	693	Deck brush set with waterflow	722
Coolmatic drawer fridge CD-30	693	Deck brushes Deluxe	719
Coolmatic drawer fridge CRD-50	694	Deck brushes wood	721
Coolmatic drawer fridge CRX-65D	694	Deck brushesmarine plastic	721
Cord ends insulated	471	Deck chairs	907
Corsica	612	Deck drain flush	335
Cotton for lamps	543	Deck filler key universal	339
Countersunk (flat) head screw DIN 963	671	Deck fillers waste	338
Coupling	723	Deck Fills	338 - 339
Course plotter	549	Deck Fittings	162 - 164
Course/position plotter	549	Deck switches	56
Coveline-tape/Decoration-tape	144	Deck ventilators	648
Cover film	746	Deck Vents	647 - 649
Cover film extra strong	746	Deckfillers	338
CQR Anchor	65	Deckstrip	636, 677
Crimping pliers	469	Deckvent Solar	648
Crimping pliers Heavy Duty	469	Deckvent Stainless Steel	648
Croatia	614	Deckvent with closing	648
Cruiser 250	764	Deckwash pumps	293 - 294
Cruiser® 200	764	Decoration flags	620
Cupels for ball terminals	109	Delrin cap	338
Curved add-on panels	486	Delta Anchor Galvanized	61
Cushions	908	Delta Anchor stainless steel	61
Cushions	912 - 913	Den Haan	541 - 544
Customs flag	620	Denmark	611
Cylinder Fender	86	Diesel filters	848

ALPHABETICAL INDEX

Digital GPS	500	Drainplugs	336 - 337
Digital high-water alarm	282	Drilled track	234
Digital switching relay	446	Drinking Water Systems and Water Pressure Pumps	290 - 292
Digital voltmeter	481	Drogue Squidy	73
Digital Voltmeter switch Mount	482	Drop Fender	86
Digital Voltmeter with Battery indicator	482	Drop-In "H" Horn	601
Dinghy Clean	714	Drop-in horn	601
Direct drives	895	Droptail pin	116
Dispensing gun Avon 400 + 600	744	Drybags	916
Display for trolling motors	935	D-shackle hexagon socket head	119
Display Tiptolest plaited	38	D-shackle wide	119
Disposable flat brush	747	D-shackles	118
Disposable overalls	747	D-Shackles - Eye bolt	120
Disposable round brush	746	D-shackles - long - eye bolt	119
Distribution stud / Distribution bus bar heavy duty	452	D-shackles - short - eye bolt	119
Dividers	549	D-shackles with captive pin	119
Dock & Deck Thin	541	D-Splicer	38
Dock & Deck Ultra	541	D-Splicer needles	39
Dock Fender	91	D-Splicer Soft Fid needles	39
Dock Fendering Strip	91	DTX® Anchor	61
Dock Profiles	92	Dual Power Post	475
Dockfender Flexi	91	Dual-lock fastener (velcro)	141
Dockfenders	90	Dumpy Fender	87
Dockfenders bow	91	Duracell Plus Batteries	384
Docking light	518	Duracell Ultra Batteries	387
Docklight	540 - 541	Dutch flag Classic	604
Docklight Docklite™ Solar	540	Dutch flags	604
Docklite Plastic Set	540	Dutch pennant long	604
Dockwheel	94	Dutch square pennant	604
Dometic	684 - 685	Dutch triangle pennant	604
Dometic Coffee Machines	709	Dynamic	12
Dometic Cool Boxes	687 - 702	Dynaplate grounding shoes	579
Door lock	659, 660	Dynasoft	14
Double	204	Dyneema® D-Pro Mini reel	37
Double	215	Dyneema® Link	220
Double block exit box	209	Dyneema® Magic D-Pro	11
Double block fixed	208		
Double block with swivel shackle	211	E	
Double block with swivel shackle and becket	211	Easy bailers	264 - 272
Double with becket	204	Easy Charge	389
Double with bow	180	Easy Charge Portable	388
Double with bow & becket	181	EasyView 5	435
Double with swivel	181	Eco mixer taps	319
Double with swivel and becket	182	Economy flat brush	747
Double with swivel, becket and cleat	186	Economy mooring whips	100
Double, fixed becket	215	Economy round brush	746
Double, fixed shackle	215	Elastic safety line type "Eco"	597
Double-action hand pump	805	Electrical tape	142
Double-sided tape	141	Electronic Drinkwaterpump 'UP'	291
Downlight	537	Emergency antenna RA114	573
Drain plug	337	End cleat	241
Drainman Bilge Pump	36, 264	End stop	237

End stop	249	F	
End stop basic	237	Facnor furlers	129 - 134
End stop genoa track	247	Fairlead front mounted	171
End stop with 2 control sheaves	237	Fairlead with railing connector	160
End stop with 2 sheave and cleat	249	Fairleads	163
End stop with sheave and cleat	249	Fairleads	168
End stop with single control sheave	237	Farb Chips	749
Endstop genua sheet lead	238	Fast Thimble for FX+	131
Endstop with 2 control sheaves and becket	237	Fastener hooks	157
Endstop with 2 control sheaves, becket and cleat	238	Fast-pin	128
Endstop with single control sheave and becket	237	Fastpin with ring	117
Engine control cables	875 - 879	Fender Angle	86
Engine control cables and accessories	867 - 874	Fender baskets	95
Engine cooling pumps	344 - 348	Fender cleats/repl.cleat	179
Engine cooling pumps crank shaft	347	Fender clips	95
Engine cooling pumps Scania	346	Fender covers	94
Engine cooling pumps Volvo Penta	344	Fender hooks	95
Engine cooling pumps Yanmar	347	Fenders	85 - 95
Engine coolings pumps Volvo Penta High Speed	346	Feuerhand	541
England	611	Fiddle	218
Eno Cooking	680 - 684	Fiddle block	183
Eno Grand Large 2 burner	681	Fiddle block with universal shackle	211
Eno Grand Large 3 burner	683	Fiddle block with universal shackle and becket	212
Epiglass	767	Fiddle block with universal shackle and cleat	212
Epoxy A/F Tiecoat	769	Fiddle block with universal shackle, becket and cleat	212
Epoxy combi syringe	736	Fiddle with becket	218
Epoxy filler	735	Fiddle with bow	185
Epoxy Finishing Filler	769	Fiddle with cleat	218
Epoxy knead pasta	736	Fiddle with cleat, swivel and becket	182
Epoxy set	735	Fiddle with snap shackle	187
Epsilon Anchor	62	Fiddle with snap shackle, becket and cleat	187
Estonia	614	Fiddle with swivel	181
European flag	609	Fiddle with swivel, becket and cleat	186
European flag (with small Belgian flag)	610	Fiddle, becket, cleat	218
European flag (with small Dutch flag)	610	Fiddle, single, shackle	225
European flag (with small German flag)	610	Field installation connector NMEA2000	496
Exhaust clips	854	Field Switch	279
Exhaust systems and accessories	854	Finland	612
Exit block	205	Fitting	330 - 334
Exit Tape Photolum	143	Flag holder	605
Extension	724	Flag line blocks	232
Extension cable 12V	479	Flag line blocks	232
Extension cable CEE	478	Flag line hook mini model	124
Extensions for sprayhood tube	153	Flag lines	36
Extra tubes mixing colours	749	Flag pole holder	623
Eye bolts	164	Flag pole holder 45°	623
Eye nuts	164	Flag Poles	621 - 623
Eye strap wide	156	Flag poles stainless steel	622
Eye terminal for Talamex Trolling Motors TM-series	820	Flag Poles Teak	622
Eye terminals	107	Flag Red/White	620
		Flag weight - Throwing weight	621
		Flagpole holder Brass	623

ALPHABETICAL INDEX

Flagpole holder brass chrome plated	623	Folding Cleat Aluminium	167
Flagpole holder railing	622	Folding cleats	167
Flagpoles	621	Folding drinkholder	914
Flagpoles Brass Chrome Plated	622	Folding steering wheels	895
Flagpoles curved	622	Fold-N-Stow Fishing Net	901
Flagpoles luxury knob	622	Foot pump	288
Flagpoles Straight	621	Foot pump Gusher Galley	289
Flandres	610	Footblock	215
Flange 1 1/4" Nylon	506	Footblock double	225
Flange 1 1/4" SS	506	Footblock, anti-clock auto & manual	222
Flange adapter S3	506	Footblock, anti-clock, auto	222
Flange under ring SS	506	Footblock, clockwise auto & manual	221
Flange welding nut 1 1/4" SS	506	Footblock, clockwise, auto	221
Flat Fender	89	Footpump 5l	804
Flat PVC cable	467	Fork - Terminal	112
Flat PVC cable on mini-reel	465	Fork terminals	106
Flat speaker cable on mini-reel	465	Forma deck chair	907
Flatdeck	129	Forma table	903
Flatfender	91	Fortress Anchorbags	70
Fleece tape	469	France	611
Flexi blade window wiper	718	Freeman Hatches	642 - 645
Flexible battery cables	467	Freeman Marine Escape handle for inside operation	644
Flexible battery cables on mini reel	467	Freeman Marine hatch hinged	644
Flexible grab handle	656	Freeman Marine hatch oval	643
Flexible latch and catch locks	659	Freeman Marine hatch round	642
Flexo adhesive primer	748	Freeman Marine hatch square	643
Flipper pump	318	Freeman Marine Spareparts	645
Float marker buoys	90	French Anchor	72
Float switches	278	Fresh Clean Boatshampoo	713
Float switches	278 - 279	Frictionstop	238
Floating key-holder	915	Frisian flags	605
FLOATSWITCH AUTOMATIC	278	Frisian pennant	605
FLOATSWITCH DIGITAL	279	Frisian triangle pennant	605
Flush bezel for gauges	504	Fuel accessories	847 - 851
Flush cleats	166	Fuel gauge	850
Flush lifting pull	657	Fuel hose	847
Flush lifting ring	657	Fuel line with pump ball	847
Flush Mitre portlight	637	Fuel pumps	342
Flushpump	304, 309	Fuel pumps	342
Flyscreens for SS Portlight	638	Fuel/Water seperator	847
FM Antenna RA300 Glomeasy	568	Full Outboard Covers	841
Fog Horn Polished	602	Funnel	851
Fog horns	602	Funtube 2 Fast, 2 Persons	793
Foldable bucket	719	Funtube Chill & Thrill, 2 Persons	794
Folding anchors Galvanized	73	Funtube Fire Set, 1 Person	792
Folding Canopy Fittings	153 - 157	Funtube Fire, 1 Person	792
Folding chair basic	908	Funtube Flash, 1 Person	793
Folding chair basic plus	908	Funtube Lightning, 1 Person	793
Folding chair Comfort	908	Funtube line 1-2 persons	795
Folding chair Comfort XL	908	Funtube line 3-4 persoons	795
Folding chair cruise	909	Funtube No Stress, 3 Persons	794
Folding chair sport	909	Funtube Rocket, 3 Persons	794

Funtube Splash, 1 Person	793	Genoa traveller RC52230	241
Furl lines	129	Genoa traveller with plunger	247
Fuse blocks	463	Genoa T-track large	244
Fuse holder	463	German flag	607
Fuse holder & Busbar modular	463	Glass fuses	462
Fuse holder ATO / ATC	452	Glass holders	914
Fuseholder ANL	448	Glass scraper	747
Fuseholder Class-T	448	Glass-fibre	735
Fuseholder Maxi	452	Gloves	927
Fuses	82	Glue and Kit	733 - 734
Fuses	462 - 464	Glue for inflatable boats	806
Fuses type Bosch	462	Glue/Adhesive Sealant/Repairs	735 - 736
FX Sun Shade Sails	132	G-Nautics Storm bed	925
FX+ Genaker Furler and Code 0	131	G-Nautics tender boat cover	798
FX+ Lockingsystem	131	G-Nautics Tender Stowbag	799
		G-Nautics Tender Stowbag Mesh	799
G		Go-fast waterline-tape	144
G Nautics	924 - 927	GOK gas pressure regulator right-angle	685
Galley lamp	542	GOK gaspressure regulators straight	685
Galvanic Isolators	428	GOK Leaktester for bottled gas	685
Galvatec zincspray	716	Goldspar Satin	763
Gardena	723 - 725	Goose neck	474
Gas alarm MagicSafe MSG 150	710	GOTECH™ Inboard set	883
Gas and smoke alarm	709	GOTECH™ Outboard set	883
Gas gas fittings	686	Gourmet	683
Gas hose	687	GPS antenna NMEA2000	492
Gas hose ¼" left-handed thread x ¼" left-handed thread	686	GPS/Speed/Compass	501
Gas hose ¼" left-handed thread x 8mm compression	685	Grabbag	582
Gas hose ¼" left-handed thread x 8mm left hose tail smooth	686	Grapnel anchor Galvanized	73
Gas hose 8mm compression x 8mm compression	686	Greece	611
Gas hose 8mm compression x 8mm hose tail smooth	686	Greenline GLA250 Air floor	782
Gas hose 8mm hose tail smooth x 8mm hose tail smooth	685	Greenline GLB170 Bellyboat	782
Gas installation	686 - 687	Greenline GLS160 Slatted floor	781
Gas leak detector spray	716	Greenline GLW300 Wooden floor	782
Gas pipeline	687	Grey waste pump Gulper 220	286
Gas pressure regulator	684	Grey waste pump Gulper IC	283
Gas springs	653 - 655	Grey waste sump box	283
Gas springs "powerlift"	655	Grey waste tank	313
Gas tank vents	339	Grey waste/bilge pump Gulper 320	286
Gas tap	686	Grill Tribu Compact	683
Gasfitting accessories	686	Grill ventilators	649
Gaskets for bailers	337	Grill ventilators	649
Gastap Campinggas	684	Grill ventilators Stainless steel	649
Gear Lube Pump	851	Grip foam	143
Gear pump all-round	340	Grip Kit	143
Gelshield 200	761	Gripolene Manilla	29
Gelshield Plus	761	Gripotex hemp colour	29
Gender changer NMEA2000	496	Grommets/Thimbles/Tools	145 - 147
Genoa- and travellerrail	233 - 234	Guardian anchor	70
Genoa cars for T-rail	239 - 243	Guardrail net with border line	161
Genoa track	246	Gulley IC Drain	283
Genoa traveller	241	Gulley IC Kit	283

ALPHABETICAL INDEX

Gulper toilet/grey waste pump	287	Heavy Duty Fender	85
H		Heavy Duty HDX Aluminium floor	784
H2 & H3	46	Heavy Duty Marker Buoys	89
Half round anchor mat	914	Heavy duty repair tape	138
Halyard and sheet stowbag	924	Heavy Duty rudder angle sensor	499
Halyard block	223	Heavy-duty ANL Fuse Box	461
Halyard block, thread sheave	223	Hempaspeed TF	758
Halyard shackles	119	Hempel	750 - 758
Hamburg	607	Hempel	750 - 758
Hand Bilge pump Compac 50	266	Hempel Silic One Tiecoat	758
Hand brush	719	Hempel's Ecopower Prop	757
Hand rails	161	Hempel's Non-Slip Deck Coating	754
Hand searchlight Aqua Signal Bremen IP 68	517	Hempel's Teak Colour Restorer	751
Handcleaner	716	Hempel's Anti Slip Pearls	755
Hand-held searchlight LED	517	Hempel's Brilliant Gloss	755
Handheld vacuum cleaner	710	Hempel's Classic	755
Hand-polished hinges	668	Hempel's Classic Varnish	750
Handrail teak	656	Hempel's Degreaser	752
Handy anchor line	32	Hempel's Dura Varnish	750
Handy Elastic	24	Hempel's Ecopower Cruise	757
Hard plastic glue	733	Hempel's Ecopower Racing	757
Harnas	603	Hempel's Epoxy Filler	753
Harnas Corax	603	Hempel's Favourite Varnish	750
Hatch Cover	635	Hempel's Hard Racing Xtra	756
Hatch covers	925	Hempel's High Protect II	754
Hatch handle plastic	656	Hempel's Light Primer	753
Hatch handles	657	Hempel's Light Primer Spray	753
Hatch handles	656 - 658	Hempel's Mille NCT	756
Hatch hinges	669	Hempel's Mille NCT (ultimate white)	756
Hatch holder	659	Hempel's Mille Xtra	756
Hatch lamp	542	Hempel's Multicoat	754
Hatch lifter AV electric	653	Hempel's Paint Stripper	752
Hatch lifter Ulysses electric	653	Hempel's Primer Undercoat	752
Hatch stay	658	Hempel's Profair	753
Hatch with storage	647	Hempel's Proof 10	751
Hatches	646	Hempel's Prop-Primer 101EX	752
HD Aluminium Docklite Docklight	540	Hempel's Sealer	754
Head- and handlamps	517 - 518	Hempel's Silic One	758
Headlamp	518 - 519	Hempel's Silic One Propeller Kit	758
Headlamp Actik	519	Hempel's Silic Seal	758
Headlamp Bindi	519	Hempel's Teak Cleaner	751
Headlamp E+ Lite	518	Hempel's Teak Oil	751
Headlamp Tikka	519	Hempel's Thinner 808 (No 3)	751
Heaters and defrosters	708 - 709	Hempel's Thinner 811 (No 1)	751
Heaters/defrosters	708	Hempel's Thinner 845 (No 5)	751
Heavy Duty Adjustable Rod Holders	901	Hempel's Underwater Primer	752
Heavy Duty Battery Tray	384	Hempel's Wood Impreg	750
Heavy Duty Beam Track	233	Hessen	608
Heavy Duty bilge pump	265	Hexagon bolt incl. hexagon nut	673
Heavy Duty Bilge Pump	276	Hexagon dome nut DIN 1587	674
Heavy duty bilge pump Gusher 10	270	Hexagon lock nut DIN 985	672
		Hexagon nut DIN 934	673

Hexagon-bolt DIN 84	673	HTX single with becket and cleat	197
High Strength UHMWPE	33	HTX toggle head	197
High Water Alarm	282	HTX triple with becket and cleat	198
Highline HLA Air floor	779	Hurricane lamp	541
Highline HLA Air floor - limited edition	779	HX1	44
Highline HLX Aluminium floor	780	Hycos™ inboard set	884
Highline HLX Aluminium floor - limited edition	780	Hydraulic cylinder front mounting for outboard steering systems uc95-obf	886
Highline HXL X-Light	778	Hydraulic hoses	890
High-Load single footblock	201	Hydraulic oil	893
High-quality polyurethane ship coating	749	Hydraulic steering pump UP33F	886
Hi-Grip Display	934	Hydraulic Steering Systems	880 - 893
Hinge "Torque"	658	Hydrostatic Release Unit (HRU)	582
Hingekit for trims	634	HYE Blocks	180 - 187
Hinges	666 - 671	HYE cleats	170
Hinges	666 - 671	HYE standard blocks	184
Hinges high polished	670	HYE Yacht blocks	180
Hinges removable	670	HYTECH™ Outboard Set	884
Holder for fuel tank	850		
Holders	127		
Holding tank sensor SHT	314	I	
Hongary	613	Impact End stop	237
Horseshoe buoy bracket	599	Impeller installation set	377
Horseshoe lifebuoy	599	Impeller pump	296
Horseshoe lifebuoy set Wipe Clean	599	Impeller pumps	296
Hose	325 - 326	Impeller removal tool	377
Hose box	724	Impellers	349 - 377
Hose Clips	327 - 328	Impellers	349 - 377
Hose clips hi-grip	327	Impellers - Replacement Bukh	365
Hose clips multi-torque HD	327	Impellers - Replacement Caterpillar	365
Hose connector	328, 723	Impellers - Replacement Chrysler/Force	365
Hose connectors with bolt head	329	Impellers - Replacement Crusader	367
Hose connectors with male thread	329	Impellers - Replacement Cummins	355
Hose fitting elbow	329	Impellers - Replacement Detroit Diesel	366
Hose for drinking water	325	Impellers - Replacement DJ Pump	353
Hose set	723	Impellers - Replacement Fischer Panda	368
Hose water	325	Impellers - Replacement Honda	363
Hot water drinkwater hose	326	Impellers - Replacement Jabsco	349, 350
Household appliances	709	Impellers - Replacement JMP	354
Hovering fuse holder	463	Impellers - Replacement Johnson	351
HTX block double	196	Impellers - Replacement Kashiyama	369
HTX block double with becket	196	Impellers - Replacement Kohler	368
HTX block single	196	Impellers - Replacement Mercury/Mariner/Mercruiser	359, 360
HTX block single with becket	196	Impellers - Replacement Nanni	358
HTX block triple	196	Impellers - Replacement Nikkiso	369
HTX fiddle	197	Impellers - Replacement OMC/Johnson/Evinrude	362
HTX fiddle with becket	197	Impellers - Replacement Onan	368
HTX fiddle with becket and cleat	198	Impellers - Replacement Perkins	366
HTX fiddle with cleat	198	Impellers - Replacement Renault	367
HTX Foot blocks	201	Impellers - Replacement Selva	363
HTX Foot blocks with stopper	201	Impellers - Replacement Sherwood	352
HTX single upstand	199	Impellers - Replacement Sole Diesel	358
HTX single web	198	Impellers - Replacement Suzuki	361

ALPHABETICAL INDEX

Impellers - Replacement Tohatsu	364	Jerrycan (water)	325
Impellers - Replacement Vetus	349	Jib furlers	135
Impellers - Replacement Volvo	356, 357	Jib Hanks/Sail Feeds	137
Impellers - Replacement Westerbeke	367	Jib Lead Traveller and Tracks	243
Impellers - Replacement Yamaha	360	Jib Rollers	135 - 136
Impellers - Replacement Yanmar	355	Jockeyseat console	787
Impellers- Replacement Oberdorfer	369	Junior	542
Impellers: Replacement Parsun	364		
Industrial pumps	342	K	
Inflatable Boat Cleaner	807	K68 built in kit	878
Inflatable Boat Finish	807	Kapok cushions	913
Inflatable Boat Maintenance Kit	808	Keeper & Cage	175
Inflatable Boat Polyester Polish	807	Kevlar repair tape	138
Inflatable Boat Pumps	802 - 806	Kevlar Sail Repair Patch	138
Inflatable boat repair kit - grey	806	Key ring "Anchor"	915
Inflatable boat spare parts and accessories	787 - 789, 797 - 799	Key ring buoy	915
Inflatable boats	774 - 787	Key ring cork	915
INLET STRAINER	290	Key ring Drop	915
IN-LINE BLOWERS	650	Key ring Talamex	915
In-line fuse holder	463	Key rings	915
In-line fuse holder	464	Kit	733
In-line fuse holder	464	Kit2 for Marine Amplifiers	554
Inspection hatch	506	Kite tape	139
Inspection hatch with sensor hole	506	Kitesurfcleat	179
Inspection hatches	646	Kitesurfing block	230
Inspection hatches	645 - 647	Kneeboard Arrow	794
Inspection hatches "De Luxe"	646	Kneeboard rope	796
Installation kit RA106BRACKETFIXKIT	575	Knife Spatha	914
Insta-Lock	808	Kombi stick	734
Instruments	551 - 552		
Instruments	314 - 316	L	
Insulated studs / Powerpost	449	Lamp oil	544
Interdeck	761	Lampshades for wall and table lamps	543
Interfill	769	Large capacity tanks	850
Interior	921, 922	Large Line-Lok®	177
Interior Lighting	534 - 540	Latch and catch locks	659
International	760 - 770	Launching wheels for inflatables	810
International Yachtpaint	760 - 770	Launching wheels/Stern mounting	810
Interprime 450 Grundierung	769	Lead block	213
Interprotect	769	Lead block with swivel base	209
Intership	762	Leak stop	140
Interstain Mahagoni	763	LED 3-Mile Transom Light	512
Inverter Control Panel (ICP)	405	LED BA15D/BA15S/BA9S/BA7S	527
Inverters	456 - 460	LED Band flexibel	534
iQ Turnbuckle cover	116	LED Bimini lights	536
Ireland	611	LED Ceiling light Outdoor	540
Italy	612	LED Chart Reading Light Flexible	536
		LED Chart table light	536
J		LED Combilight	509
Jaw Toggles	113	LED Construction Downlight	537
Jerry cans	325	LED Construction Downlight Square	537
Jerrycan (fuel)	850	LED Courtesey interior lights	540

LED Courtesy lamp Adara	539	Lewmar CW 800 Captive Winch	257
LED Courtesy lamp Canopus	539	Lewmar Endstop Size 1-3	237 - 238
LED Courtesy lamp Oculus	539	Lewmar EVO winch	253
LED Dimmers	534, 539	Lewmar EVO® Electrical deck units	254
LED display	935	Lewmar EVO® sport winches	251
LED E14/27	525	Lewmar Flush hatches 3G	633
LED festoon	530	Lewmar flyscreen	635
LED Floodlight	516	Lewmar Genoa cars Size 1-3	236
LED GU4 / GU5.3	525	Lewmar Hatches	628 - 636
LED Light-Bar	533	Lewmar HTX blocks	195 - 199
LED Light-bar with dimmer	533	Lewmar locker latches	658
LED Light-tbar with motionsensor	533	Lewmar Low Profile D-hatch	629
LED Navigation	529	Lewmar low profile hatches	629
LED Navigation Lights 360°	509	Lewmar Low Profile Round	629
LED Navigation Lights 360° foldable	510	Lewmar Medium Profile hatches	630
LED Navigation Lights 360° removeable	510	Lewmar Ocean Electrical deck units	254
LED Navigation Lights Battery Powered	510	Lewmar Ocean hatches	631
LED Navigation Lights Battery Powered 360°	510	Lewmar Ocean self-tailing winches	252
LED Pole Mounted Articulating Light	512	Lewmar Pilot hatches	630
LED Reading Lamp	534	Lewmar pleated shade with flyscreen	634
LED Reading Lamp Flexible	535	Lewmar Service kit	259
LED Reading lamp with dimmer	534	Lewmar standard winches	251
LED Reading Lamps Chrome Plated	535	Lewmar Synchro blocks	191
LED Reading light dimmable	535	Lewmar T-Track	236
LED Reading light dimmable with USB-C fast charge	535	Lewmar Winches Upgrading Kits	255
LED Recessed downlight	538	LFX Anchor	65
LED Recessed downlight	538	Liechtenstein	613
LED Recessed lamp Merak	539	Life jacket	583 - 596
LED Recessed lamp Mizar	539	Life line cushion white	926
LED Recessed Lamp Mizar II	539	Life Line cushions acrylic	927
LED Rechargeable Handheld Spotlight	517	Life rafts	580 - 582
LED Searchlight	516	Lifebuoy bracket	599
LED Sidelights Set	509	Lifebuoy bracket	600
LED SPREADER LIGHT SPARE	516	Lifebuoys	598
LED Strips Connection Materials	534	Lifebuoys (Besto-Buoy)	598
LED SURFACE-MOUNT DOWNLIGHT LARGE	537	Lifebuoys PVC	599
LED T5 wedge instrument lamp	532	Lifeline	598
LED TUBE LAMP	532	Lifelines	596 - 570
LED Waketower All-Round Light	512	Liferaft Offshore International ISO 9650-1	581
Leg strap	595	Liferaft Standard International	580
L-evaporator VD-01 for series 50	688	Lifting harness for outboard engines	809
L-evaporator VD-03 for series 80	689	LightArmor Deck Mount Navigation Lights	511
L-evaporator VD-04 for series 80	689	LightArmor Plug-in Bases	512
L-evaporator VD-05 for series 80	689	LightArmor Underwater Series	518
L-evaporator VD-18 for series 80	689	Line eye with railing connector	160
L-evaporator VD-21 for series 90	692	Line holder with railing connector	160
Lewmar EVO® electric winch kit	254	Line spools	36 - 38
Lewmar Accessoires Size 1-3	238 - 239	Line tensioners	179
Lewmar Blocks	188 - 201	Line tools	38 - 39
Lewmar cars Size 0	234	Link bars	450
Lewmar cars TB Size 1-3	235 - 236	Link Retainers	219
Lewmar Control blocks	188	Liquid Rubbing	766

ALPHABETICAL INDEX

Lock bond	734	Marker buoys with black top	88
Locks	659	Marker/Anchor Buoy	89
Locks	661 - 665	Masking tape	747
Locks	844 - 846	Masking tape superior UV	747
Locksets	658 - 659	Mass GI	427
Louvred Vent SS	649	Mast base blok, c.p. head	223
Low Friction Rings	227	Mast cleat	166
Lower fabric part Loxx	147	Mast collar tape	140
LS Systems	130	Mast fittings	124
Lubricants	716	Mast Fittings	124 - 125
Lubrit-all	716	Mast step SS AISI 304	125
Luxemburg	614	MasterBus cable	438
		Masterbus Multipurpose Contact Output	439
		Masterbus USB Interface	438
		Masterflush extra quiet	312
		Masterflush toilets	312
		Mastershunt 500 CZONE	437
		Masterswitch	426
		Masthead bracket SS V9173	575
		Masts for motor craft	512
		Masts for motor craft	623
		Mat "Welcome on Board"	915
		Mattresses	912
		Mecklenburg/Vorpommern	608
		Medium Line-Lok®	175
		Mega Fender	85
		Mesh & microfiber chenille wash mitt	718
		Microfiber chamois	718
		Microfiber towel set	718
		Microfiber wash mitt	717
		Micron® 300	764
		Micron® 350	764, 769
		Mid track with shackle and control sheave	238
		Mildew control agent	716
		Mini battery switches	460
		Mini cleats	166
		Mini Compact Electric Horn	600
		Mini Line-Lok®	175
		Mixer tap	319
		Mixer with shower tap	320, 321
		MK5 Sanitation pump	284
		MOB1 RescueMe	596
		moist removers	732
		Monitoring and control device	
		for DSP-T inverter and MCA charger	459
		Monster tape	142
		Mooring Buoy	90
		Mooring Buoy PE filled	90
		Mooring compensator	35
		Mooring compensator	35 - 36
		Mooring Compensator Stainless Steel	35
		Mooring compensators	35
Mac/Mac Plus Series	415		
Macerator wastewater pump	285		
MACH36 Engine control cable	877		
MACH5 engine control cables	877		
Machete III	826		
Magic Edge	20		
Magic Pro Sheet	13		
Magic Series	418		
Magic Sheet	13		
Magic Sport	20		
Magic Sport mini reel assorti	37		
Magnesium anodes	772		
Main battery switches	461 - 462		
Main sail sheet systems	232		
Main switch	461		
Main switch IP55	461		
Main Tales	138		
Maintenance products	712 - 714		
M-anchor galvanized	72		
M-anchor stainless steel	71		
Manometer	806		
Manual bilge pump MK5 Universal	267		
Manual bilge pumps	264 - 272		
Manual Bilgepump Flushmount	265		
Manual reset breakers	824		
Marine Amplifier MR1000	554		
Marine Amplifier MR1004	554		
Marine antennas	557		
Marine cooker - Extrem 1	680		
Marine cooker Extrem 2	680		
Marine Multi Media Receiver MGR350B	552		
Marine Multi Media Receiver MGR450B	553		
Marine Multimedia Receiver MRG350 Set	552		
Marine plastic switch panel	488		
Marine Polish	767		
Marine Radio 1308UAB	553		
Marine Radio Accessories	557		
Marine Wax	767		

Mooring lines and anchor lines	24 - 29	NMEA2000 Starter kit Basic	496
Mooring lines plaited	32	NMEA2000 Starter kit Large	496
Mooring lines superlene	32	NMEA2000 T-Connector	495
Mooring pins galvanised	99	NMEA2000 Terminator	495
Mooring rings galvanised	98	Non insulated terminal	471
Mooring rings stainless steel	98	NON-RETURN VALVE	335
Mooring Whips	100	NON-SLID deck covering self-adhesive TBS 16	678
Mosquito Net	635	NON-SLID deck covering TBS 21 (non self-adhesive)	678
Motor control handle	895	North Rhein Westfalen	608
Motor Flusher Deluxe Double Action	842	Norway	612
Motor flushing clamp	842	Novelty flags	621
Mounting accessories for inflatable boat	797	Nozzle	724
Mounting box	478	Nylon hinges	666
Mounting glue	734	Nylon hooks for boat covers	157, 799
Mounting Material Dock Profiles	93	Nylon hose TU95	893
Mug, cup and bottle holders	918	Nylon P-clips	475
Multi blower	728		
Multi Fender Strip	87	O	
Multiband cellular/internet antenna	563	O - evaporater VD-07 for series 50	688
Multi-Cable Seal Connector DR Series	474	Oar collars	800
Multifender	87	Oarlocks and glue pads	788
Multifunctional touchscreen display 7" NMEA2000	489	Oars "Viking"	800
Multifunctional Windshield WIPER Switch	652	Oars Sisukas	800
MVG 12V Batteries	431	Oars/Paddles	800 - 802
Mylar tape	139	Oars/paddles Talamex inflatable boats	801
		Ocean Organisers	202
		Ocean Organizers	202
		Offset hinges	670
N		Oil / Diesel pump	341
N3 sensor for water and fuel tanks NMEA2000	493	Oil absorption cloths	717
N3H sensor for holding tank NMEA2000	315, 493	Oil burners with cotton	543
N3H Sensor for holding tank US Version	314, 505	Oil change hose kit	340
N5 sensor for water and fuel tanks NMEA2000	493	Oil change pump	340
N5H sensor for holding tank NMEA2000	315, 493	Oil change pump	851
NAUTECH™ Outboard set	885	Oil change pump kit	341
Navigation Aids	549	Oil change pump kit electronic	341
Navigation lamp	520	Oil Hand Pumps	851 - 854
Navigation lights	510 - 512	Oil Pump	340 341
Navigation racks	920	Oil pump UP3	341
Navigation Safety	603	Oil-absorption swab	717
Navigation triangle	549	One touch winch handles	257
Navigation triangles	549	One Up	760
Nebulizer	713	One-way hose fitting	333
Needles	39	Open cleats for ropes 1-6mm	174
Neoprene strap	846	Open riggingscrew with eye and hook	110
Niedersachsen	608	Optisail mini reel	37
Ninja™ prop wrench	826	Orange pennant	604
Nipple	724	Orca 1300 Auto sensor bilge pump	280
Nipple	724	Orca 2000-3000 bilge pump	277
NMEA 2000®-starterkit	824	Orca electric bilge pump	277
NMEA2000 ASC-Converter	494	Organisers	202
NMEA2000 drop/backbone cable	495	Origin	681
NMEA2000 L-Connector	495		
NMEA2000 power cable	494		

Polyester repair set	735	Provincial flag North-Brabant	606
Polyester/Polypropylene mooring lines	30	Provincial flag North-Holland	606
Polymarine	806 - 808	Provincial flag Overijssel	606
Ponton fenders	91	Provincial flag South-Holland	606
Porroprisma binoculars 7x50 deluxe	546	Provincial flag Utrecht	606
Porroprisma binoculars 7x50 waterproof	546	Provincial flag Zeeland	606
Port Kit	330	PRYM display	935
Portable batterybox SmartBox X10	383	Prym-vario-pliers	145
Portable cleats	168	PTFE spray	713, 716
Portable mug- and cupholders	919	PTFE tape	142, 734
Portable Spot Light	517	PU foam	736
Portable toilets	301	Pull-button switches	483
Portlight	639	Pump Babyfoot	289
Portlights	636 - 639	Pump ball "EPA LOW"	847
Portlights	639 - 640	Pump ball petrol	847
Portlightshades	638	Pump Gusher Urchin	266
Portugal	613	Pump Gusher Urchin Nitrile	266
Power grip cleats	178	Pump out deck adaptor for waste water	338
Power isolator NMEA2000	494	Push buttons	146
Power prop	826	Push switch with lighting	454
Powervac wet/dry vacuum cleaner	710	Push switches	485
Precursor chain DIN 766	57	Putty knife	747
Premium Heavy Duty "EPA LOW" Fuel line with pump ball	847	PVC Heavy Duty	847
Premium mooring whips	100	PVC Hose	723
Pre-packed lines	29 - 35	PVC ring orange	598
Press studs (Tenax)	147	PVC Rod holder Storage	901
Pressure switch	288		
Primer	748	Q	
Primocon	760	Q-Loks Cleat CL5001/R	179
Pro Fish Freefall	45	Quick Clean	713
Pro Series	45	Quick release	796
Pro Series Rod Holders	901	Quick release nuts	896
Propeller cover red HPO	841	Quick-Connect parts	330 - 332
Propeller Primer	760		
Propeller protection trolling motor	820	R	
Propellor cover orange	841	Racing Dyneema®	12
Propellor cover red	841	Racing Dyneema® Special	10
Propellers	839 - 840	Racing fly-line Dyneema®	36
Propellers Black Diamond	839	Racing kit series 25	244
Propellers Nemesis	840	Racing Vectran® V-Force	10
Proportional bow thruster	81	Radar reflector S-types	603
Proportional bow thruster retro kit	81	Radar reflector type M2	603
Protection cable	645	Radar reflector type M3	603
Protection caps for connectors NMEA2000	496	Radar reflectors	603
Protector caps for sail battens	137	Radar reflectors	603
Protector caps for sail battens flexible	137	Radio Antenna RA1281	573
Protest flag	620	Rail cushion	913
Provincial flag Drenthe	605	Rail mount outboard bracket	842
Provincial flag Flevoland	607	Railing connector	95
Provincial flag Gelderland	606	Railing connector	599
Provincial flag Groningen	605	Railing Fittings	160 - 162
Provincial flag Limburg	607	Railing holder for SUP	808

ALPHABETICAL INDEX

Railing terminals UNF	115	Rings	659
Railmount GLOMEASY	569	Rivets	146
Railmount RA175	575	Rivets	146
RAM® mount trolling motor stablizer	825	Rivits monel	124
Rapid links	123	Road sweeper pump	342
Ratchet tie-down 25mm	815	Rocker switch De Luxe	482
Ratchet tie-down 28mm	815	Rocna Anchors	66
Ratchet tie-down 38mm	815	Rollbar Epsilon Anchor	62
Ratchet tie-down 50mm	815	Roller blind Sunset	635
RC9190 Series 19 C-Track	245	Roller bracket	746
Rear view mirror	796	Roller cleats	178
Recessed spotlight LED	538	Roller foam	746
Recirculation evaporator VD-14N for series 90	693	Roller microfibre 14mm	746
Recirculation evaporator VD-15 for series 80	692	Roller microfibre 6mm	746
Recirculation evaporator VD-16 for series 90	693	Roller velours	746
Rectifier DC/Converter	460	Rollershades	634
Reduce fitting 1/2" and 3/8"	328	Roll-fix hose	724
Reefing hook	157	Roll-lock	661
Reflecting safety tape	145	Ronstan 20 BB Serie Orbit blocks	213
Regatta cockpit bag	926	Ronstan 30 BB Serie Orbit blocks	214
Regatta course cards	143, 549	Ronstan 40, 55 & 70 BB Orbit blocks	217
Relais	52	Ronstan Blocks	203 - 231
Remote Control	54	Ronstan Core blocks	223
Remote control for DSP-T inverters	459	Ronstan guideblocks	227
Removable mounting plates	825	Ronstan Orbit Ratchet blocks	220
Removable pin	156	Ronstan Serie 15 blocks	203
Repair advice	735	Ronstan Serie 20 blocks	206
Repair kit winch handle	258	Ronstan Serie 40, 50 & 60 blocks	210
Repair kits Talamex inflatable products	797	Ronstan Shocks	227
Replacement bezel for gauges	504	Ronstan Stainless Steel blocks	229
Replacement set for type Besto United Moulders	594	Ronstan transom gudgeons & pintles	897
Replacement sets for type Besto Halkey Roberts	595	Ronstan traveller system	239
Replacementsets Besto Hammar	595	Ronstan Travellers and Tracks	239 - 245
Rescue ladder	924	Ronstan V-cleats	180
Rescue Rings	597 - 600	Rope Clutches	169
Respirator FFP1	747	Rope counter display	933
Retro fit ventilator	635	Rope cutter (electric)	39
Retro lockkit for hatches	636	Rope Fender	89
Retro reflective tape	144	Rope guard	171
Rheinland-Pfalz	609	Rope holder	127
Rigging adjusters	127	Rope ladders	97
Rigging clamp	165	Rope measuring device	39
Rigging Screws	110 - 115	Rope sheaves	232
Rigging screws	127 - 128	Ropeglide Fairleads	163
Riggingscrew covers	115	Round PVC cable/ Trailer cable	467
Riggingscrew Covers	115 - 116	Row lock fixed model	802
Riggingscrew Fork - Fork	110	Row Lock Pot	802
Riggingscrew Fork - Fork	111	Row locks	802
Riggingscrew Fork - Terminal	110	Royal water pump	287
Riggingscrew toggle-terminal	110	Rubber 3 cores mains cable	468
Rig-Wrap Tape	140	Rubber plug and socket	478
Ring Fender	87	Rückschlagventil	333

Rudder Fittings	896 - 897	Scotland	612
Rudder gudgeons	896	Screwdriver	327
Rudder Indicator	501	Screwdriver	854
Rudder locking clip	897	Screw-on stopper ball	128
Russia	614	Screws etc.	671 - 676
RX 130		Screws Loxx	146
S		Sea drogue	73
S3 Sensors for water and fuel tanks	504	Sealflex	807
S3 Sensors for water and fuel tanks US Version	504	Sealkit Flush 3G	633
S5 Sensors for water and fuel tanks	505	Sealkit New Standard Portlight	639
S5 Sensors for water and fuel tanks US Version	505	Sealkits Low Profile, Medium Profile & Ocean hatches	632
Saarland	609	Search light 150CB-LED	516
Sachsen	609	Searchlight 180CB-LED	517
Sachsen-Anhalt	609	Seat Pedestal Telescopic	909
Saddle	171	Seatbag with cushion	799
Saddle with 9mm eye	205	Secutred	676
Saddles / lacing eyes stainless steel	162	Self amalgamating tape	142
Safebox CEE	477	Self-latching push button cabinet latches	660
Safety buoy strobe light Vega	600	Seperator	457
Safety hasps and staples	660	Seperator filters	848
Safety hooks fixed eye	122	Serie 'Medium Soft' galvanized unbraked	812
Safety hooks swivel eye	123	Series "Popular" galvanized unbraked	811
Safety hooks with swivel eye	123	Series 'Heavy Duty' galvanized	812
Safety kit	598	Series 'Medium' galvanized unbraked	812
Safety ladder	97	Series 100 SS	551
Safety rings	117	Series 100 SS Blackline	551
Safetyline holder	598	Series 110 brass	551
Sahara bilge pump	280	Series 110 chrome plated brass	551
Sahara MK2 Bilge pump	279	Series 115 solid brass chrome plated	552
Sail battens	136	Series 125 brass	551
Sail Battens	136 - 137	Series 125 chrome plated brass	551
Sail fastener clips	157	Series 125 Stainless Steel	551
Sail fasteners	158	Series compact automatic	319
Sail fasteners - SS hooks	158	Service kits	259
Sail fasteners -Speed Clip	158	SERVICE KITS FOR HYDRAULIC STEERING SYSTEMS	893
Sail Repair Tape / Spinnaker Tape	138 - 145	Set for double steering	893
Sail shackle	137	Setup tool NMEA2000	492
Sail Straps	158	Shackle	127
Sail thimbles	145	Shackle for RF35101 and RF35101D	216
Sailing / surfing gloves	927	Shackle opener	120
SAILING BOOT	928	Shackles	118 - 120
Sailmaker's palms	39	Shackles	118 - 120, 205, 208
Sailmaking Accessories	157 - 158	Shaft anode zinc 6-side	771
Sand paper	747	Shaft anode zinc conical	771
Sanding block	747	Shaft anodes ball shaped	771
Sanitation hose	326	Shaft collar anodes flat shaped	771
Sanpaper waterproof	747	Shampoo	725
Schleswig-Holstein	609	Sheave kit double	238
SCHOONER	763	Sheave kit single	238
Scissors	38	Sheaves	232
Scotch lock	471	Sheet leader, moving	172
		Sheet stowbag	925

ALPHABETICAL INDEX

Sheetline	35	Sika® Primer 210	742
Sheets	18 - 19	Sika® Remover 208	742
sheets / halyards	10 - 18	Sika® Smoothener N	743
Shell vents	647, 648	Sika® Teak C + B	743
Ship's bells	913	Sika® Teak Oil Neutral	743
Ship's bells	913 - 915	Sika® UV-Shielding Tape	743
Shipclean	713	Sika® Vinyltape Applicator	743
Shock cord	22	Sikaflex®	738 - 744
Shock cord	158	Sikaflex®	738 - 744
S-Hook	124	Sikaflex® 260 N	740
Shop displays others	933 - 935	Sikaflex® 290 DC Pro	739
Shore Adapter Plug	476	Sikaflex® 291i	739
Shore Fix	428	Sikaflex® 292i	739
Shore Plug Recessed Plastic	476	Sikaflex® 295 UV	739
Shore Plug Recessed Stainless Steel	476	Sikaflex® 296	739
Shore Plug Set 16A	476	Sikaflex® 298 FC	739
Shore Plug Set 32A	476	Sikaflex® 522	740
Shore plug stainless steel	475	Sikaflex® 591	740
Shore power cable	476	Sikaflex® Boy	743
Shore Power Cable US 125V	477	SikaLastomer® 710	739
Shore power connectors	475 - 478	Silicon spray HR 260	716
Shore Socket US 125V	477	Silicone Emergency Tape	139
Shorepower Clip-set	477	Silver Gauge Series	314
Shower	323	Silver series NMEA2000	492
Shower	323	Silver series NMEA2000 multifunctional gauge	490
Shower	322 - 324	Silver series NMEA2000 multifunctional tachometer	490
Shower hose	323	Silver series NMEA2000 round multifunctional touchscreen	489
Shower Pump	282	Silver series NMEA2000 rudder indicator	491
Shower pumps	282 - 283	Silver series NMEA2000 rudder sensor	491
Showerset	322	Silverline Aluminium RIB	785
Shrink/Press Pliers Heavy Duty	469	Silverline digital GPS	497
Side mount cylinder for outboard control systems UC68-OBS	890	Silverline Gauge Series	499
Side mount single lever control	869	Silverline GPS/Speed/Compass	498
Side Mounted Cable Seal Connector SE Series	474	Silverline rudder indicator gauge	499
Signal cone	603	Silverline tachometer with hourmeter	498
Signal flags numbers size 25 x 88cm	619	Sine wave inverter	458
Signal flags size 30 x 36cm	615	Single	203
Signal horn	600 - 602	Single	213
Signal horn with compressor	601	Single auto	220
Signal Horns	600 - 602	Single auto & manual	221
Signal splitter	505	Single auto & manual swivel	221
Signalhorn double	601	Single block exit box	209
Signalhorn single	601	Single block open fork	207
Sika Primer 290 DC	742	Single block spring stand-up	211
Sika® Aktivator 100	740	Single block swivel head	210
Sika® Aktivator 205	741	Single block swivel head and becket	210
Sika® bond breaker tape	743	Single block, becket, cleat	224
Sika® MultiPrimer Marine	742	Single block, thread sheave	223
Sika® Nozzle	743	Single lever control for top mounting	867
Sika® Primer 206 G+P	741	Single manual	221
Sika® Primer 209 D	741	Single on spring	207
Sika® Primer 209 N	741	Single swivel hook head	204

Single with becket	203	Snap-locks	658
Single with becket	213	Snap-locks	658
Single with bow	180	Snatch block	199
Single with bow & becket	181	Soap sticks	723
Single with eye	180	Socket CEE	477
Single with snap shackle	187	Socket surface mounted 12V	479
Single with snap shackle and becket	187	Soft-grip	143
Single with swivel	181	Softwood safety plugs	600
Single with swivel	203	Soil anchor	98
Single with swivel	214	Solar Charge Regulators	420
Single with swivel & becket	182	Solar day & night ventilator	649
Single with upstand	203	Solar Mini vent 1000 ventilator	648
Single, becket and cleat	217	Solar shower	324
Single, fixed	213, 214	Solas light Daniamant W4A	596
Single, manual, swivel shackle head	222	SOLAS light UML oral tube	596
Single, manual, swivel shackle head	222	SOLAS Retro-reflective Tape	144
Single, slotted, swivel	214	Solenoid valve	304, 309
Single, stand-up, H.fixed	214	Spain	612
Single, stand-up, swivel	214	Sparcraft Backstay Adjuster	134
Sinks	321	Sparcraft Bowsprits	133
Ski rope	796	Spare bulbs	518
Ski Stripes	795	Spare bulbs	520 - 534
Skin fittings	335	Spare gaskets for portlights	640
Sleeves for stainless steel wire	105	Spare parts Flush 3G	633
Sleeving	468	Spare plug RF738	337
Sliderod	248	Spares for TV antennas	566
Slides	137	Speaker cable	468
Slides	137	Speaker set MR4.3	557
Slides for rail RC9190	245	Speaker set MR50	555
Sliding bolt track	233	Speaker set MR6	555
Sliding drainvalves and drain plugs	788	Speaker set MR60W	555
Slim fender	86	Speaker set MR690	555
S-Line Aluminium RIB	786	Speaker set MR752C	554
Sliphooks - with ring	114	Speaker set MRGB65	554
Sliphooks rings	114	Speakers	556
Slovakia	614	Speedboat accessories	894
Slovenia	614	Spinnaker pole fittings	126
Smart Battery Charger	387	Spinnaker poles	126 - 127
Smart mooring compensator	36	Spinnaker repair	138
Smartbail hand pump	265	Spinnaker traveller	248
Smartphone & tablet holders	920	Splice fids	38
SmartRemote	436	Split pins DIN94	118
Snap hooks for shock cord	157	Splitter for CEE-plug	476
Snap hooks with eye	122	Splitterbox NMEA2000	496
Snap shackle	212	Sponge	717
Snap shackle swivel fork	123	Sponge mesh & microfiber chenille	718
Snap Shackles	122 - 124	Sponge microfiber	717
Snap shackles - fixed eye	123	Sport fishing	901 - 902
Snap shackles - swivel eye	123	Spot Lights	508 - 515
Snap shackles fixed eye	123	Spot Lights	516 - 517
Snapfastner set Loxx	146	Spray Hood	595
Snapfastners Loxx	146	Sprayhood equipment	153, 154

ALPHABETICAL INDEX

Spreader tape	139	Steering systems	895 -896
Spreader tape	140	Steering Wheel Capri	858
Spring	220	Steering Wheel Grimani	856
Spring hatch stay	658	Steering Wheel Loredan	856
Spring Washer DIN 127	674	Steering Wheel Mahogany/SS V30	858
Spring-gate Cleats	177	Steering Wheel Santorini	856
Spunges and wash mitts	717 - 718	Steering Wheel Teak/SS V84	858
Spunolest colour	19	Steering Wheel Teak/SS V85	858
Spunolest sheets	18	Steering Wheel Teak/SS V86	858
SS Portlight	638	Steering Wheel V01	858
Stabilizers	842	Steering Wheel V21	857
Stain Remover	766	Steering Wheel V23/V35	857
Stainless hook	124	Steering Wheel V24	856
Stainless lacing eye	171	Steering Wheel V32	856
Stainless steel knife	914	Steering Wheel V33	856
Stainless Steel Sanding List	168	Steering Wheel V38	857
Stainless Steel Sprayhood Connectors Heavy Duty	156	Steering Wheel V45	857
Stair Fender	88	Steering Wheel V56	856
Stanchion and deck fairlead	136	Steering Wheel V57	857
Stanchion bases	160	Steering wheels	856 - 858
Stanchion lead block	135	Step	97
Stanchions	160	Stern thruster tunnels	79
Stanchions/Feet/Railing Fittings	160	Stern Wheels / Transport Wheels	810
Stand alone absorption refrigerator Combicool RF 60	698	Stop-sleeves	105
Stand Up Bases	220	Storage net Tiptolon	916
Stand up block	204, 209	Storage racks	917
Standard filter for Marco UP/E fresh water pumps	292	Straight reducer	332
Standard portlight clip flyscreens	637	Strainer	272
Standard portlights	636	Strainer	854
Stand-up block	224	Strainer	272
Star Fender	85	Strainer valve	272
Start switch	485	Strap Toggle	113
Stazo ART Lock	662	Strips	128
Stazo Bracket Nut	663, 846	Strobe lights	600
Stazo Cabinlock	661	Stud catches	659
Stazo Decklock® QL	662, 844	Stud terminals	107
Stazo Eye Cable	662, 845	Stud terminals UNF	108
Stazo Lasso Cable QL	662, 844	Submersible pumps	287
Stazo Nutlock	663, 845	Submersible pumps	287
Stazo Outboard lock	663	Subwoofer MRGB10W	556
Stazo Security Chain	663, 845	Subwoofers and speaker systems	554 - 557
Stazo Smartlock QL	662, 844	Suction/discharge hose	326
Stazo Wall/Dock Anchorplate	662, 845	Sun Awning	148
Stazo Yacht/Wall Anchor	663, 845	SUP 10.6 Compass	792
Steel wire blocks	230	SUP 10.6 Original	791
Steel wire sheaves	232	SUP 7.6 Wave	792
Steering Accessories	894	SUP hand pump with pressure gauge	805
Steering cable grommets	874	Super Cleaner	766
Steering cable supports	866	Super Gloss HS	762
Steering console	787	Super LED G4	521
Steering oar with hook	800	Superglue Gel	733
Steering Seats	908 - 911	Superlene	28

Superlene fender lines	32	T71FC and T72FC Rotary drive steering systems	863
Superlene slipstream	19	T73NRFC and T74NRFC anti-feedback steering systems	864
Superlene without core	24	T85 Rotary drive steering systems	862
Superlight SLA Air floor	783	T91 High Performance steering systems	865
Supersub bilge pump	278	Table frame series 57mm	906
Supersub Smart bilge pump	281	Table frame series 73mm	906
SUP-Paddle	801	Table frame series 73mm swivel	907
Surge damper	333	Table frame series Quick Release	906
Sweden	613	Table frame with top series Quick release	906
Switch Panel	453	Table Frames	905 - 907
Switch Panel Contour	453	Table hinge stainless steel	905
Switch Panel Contour Generation II	453	Table lamps	542
Switch panel Curved	485	Table lamps large	543
Switch panel Wave	485	Table lamps small	542
Switch panel with fuses	455	Table supports	905
Switch panels	486	Table tops	904 - 905
Switches	482 - 485	Tables	903
Switchpanel with voltmeter	486	Tacho meter with Hour-meter	501
Switchpanels	453 - 455, 485 - 488	Talamex 100N	585
Switzerland	613	Talamex 150N	589
Swivel cleat base	172	Talamex 275N	592
Swivel cleat eye and cleat	172	Talamex adaptor	723
Swivel cleat RF 6	172	Talamex Aqualine	774, 775
Swivel eye bolt snap	122	Talamex batteries	383
Swivel junction Heavy Duty	156	Talamex battery box powered	383, 836
Swivel Seat Base Coated	909	Talamex Boat hook brackets	98
Swivel Seat Base Coated With Lock	911	Talamex boatcovers Tender	798
Swivel Seat Base Removable	909	Talamex Built in navigation lights	511
Swivel shackle	123	Talamex Comfortline	776, 777
Swivelhead block	219	Talamex conic tube	905
Synchro block double	192	Talamex deckchair "De Luxe"	907
Synchro block double with becket	193	Talamex discus lock	665
Synchro block fiddle	193	Talamex display Accessories	932
Synchro block fiddle with becket	193	Talamex displays	930
Synchro block fiddle with becket and cleat	194	Talamex drainplug	337
Synchro block fiddle with cleat	194	Talamex drainplug large	336
Synchro block single	192	Talamex drainplugs universal	336
Synchro block single aluminium	194	Talamex fixed table frame	905
Synchro block single with becket	192	Talamex Flags	936
Synchro block single with becket and cleat	192	Talamex flags	604 - 621
Synchro block toggle head	192	Talamex Fun Collection	792 - 796
Synchro block triple	193	Talamex Funline	790
Synchro block triple with becket and cleat	193	Talamex Funline Accessories and Spare Parts	790
Synchro Foot blocks	201	Talamex Funline Inflatables	790
Synchro Foot blocks with stopper	201	Talamex Gondola double	931
Synchro Organisers	202	Talamex Gondola single	931
Synchro snap shackles	199	Talamex Greenline	781 - 782
Syphon for cooling water system	343	Talamex Grip/Step	97
		Talamex Heavy Duty	784
		Talamex Highline	778 - 780
T		Talamex inflatable boat catalogues	936
T- Terminals	114	Talamex Inflatable Platforms	790 - 791
T67 Steering system	861		

ALPHABETICAL INDEX

Talamex jerrycan	850	Tender Liftset 3-Point	809
Talamex Led Navigation Lights	509	Term spade double female	471
Talamex Masthead-/Decklight combination	510	Term spade female	471
Talamex outboard motor lock	846	Term spade male	470
Talamex pumping hose	851	Term spade male/female	471
Talamex rope displays accessories	933	Terminal caps	464
Talamex Shop display	930 - 933	Terminals	106 - 109
Talamex Silverline	785	Textile hose Liano Life	725
Talamex siphon pump	851	Thimbles - SS	104, 105
Talamex S-Line	786	Thimbles and sleeves	105
Talamex Sluice Hook	97	Thimbles Nylon	105
Talamex SS 304 trailerwinch CE	813	Thinner	749
Talamex Star key ring	915	Thinner no. 1	768
Talamex Superlight	783	Thinner no. 100	768
Talamex SUP's	791 - 792	Thinner no. 3	768
Talamex Trolling Motors Spare Parts	820	Thinner no. 7	768
Talamex universal drainplugset 'Large'	336	Thread adapter	506
Talamex Winch Handle Display	935	Through Deck Cable Seal Connectors DG Series	473
Talamex/Lankhorst Promotional products	936	Through hull fittings	334 - 335
Tank level indicator set	316	Through hull fittings Brass	335
Tank level monitor set digital	316	Through hulls	334
Taps	320	Through hulls Stainless Steel	335
Tarpaulin	148	Throughdeck connectors	293
Tarpaulin	148	Thru hull kits	891
Teak accessories	916 - 922	Thru-deck fairleads	164
Teak Clean	714	Thüringen	609
Teak Coasters	904	Tie-down strap	825
Teak Oil	767	Tie-downs	815
Teak Restorer	767	Tiller extension accessories	898
Teak table kits	895	Tiller Extensions	897 - 898
Teak Tableframe	904	Tiller fitting black	896
Teak Tabletop Balcony	905	Tiller fittings	896
Teak Tabletop Circle	904	Tinned copper cable on mini reel	465
Teak Tabletop Classic Soft	904	Tinned copper PVC flexible battery cables	468
Teak Tabletop Eight	904	Tinned copper PVC flexible battery cables on mini reel	468
Teak Tabletop Ellips	905	Tinned copper wiring cable	466
Teak Tabletop Half Ellips	905	Tiptolest 3-strand	27
Teak Tabletop Venice	905	Tiptolest Admiral	14
Teak Tabletop Wing Caulked	905	Tiptolest Admiral color	15
Teak Tabletop Wing Plain	905	Tiptolest Allround	18
Teak Tray	904	Tiptolest Cruising	17
Teflon Anti Chafe Patch	140	Tiptolest guardrail net	161
Telescopic hatch stay	635	Tiptolest leach line	22
Telescopic hatch stay Flush 3G	633	Tiptolest leach line	22
Telescopic ladder Giraffe Air	730	Tiptolest Octoply	27
Telescopic paddle	801	Tiptolest pre-stretched	22
Telescopic paddle with boat hook	801	Tiptolest Trim	21
Telescopic poles	126	Tiptolest whipping twine	37
Telescopic ladder Giraffe Air Professional	731	Tiptolest with core	23
Tell tales	138	Tiptolest without core	23
Temperature sensor adapters for oil and water	505	Tiptolest woven	23
Temperature sensor for oil and water	505	Tiptolon 3-strand	28

Tiptolon starter cord	23	Traveller RC52240	240
Tiptolon whipping twine	36	Traveller stop	249
Tiptolon with core	23	Traveller system I-beam large	242
Tiptolon without core	24	Traveller system I-type small	241
Titan Primary winch handle	258	Traveller X track	248
Titanium high load rings	228	Trawler lamps	541
Toe switch	288	Trigger nozzle 8100	724
Toggle - Terminal Chrome	112	Trilux-Prop-O-Drev	766
Toggle Switch	483	Trim lines	20 - 21
Toggle Switch	483	Trimkit for Rollershades	635
Toggle Switch waterproof	483	Trimkit Lewmar	634
Toggle switches	483	Triple	205
Toggle terminals	106	Triple block with becket and cleat	207
Toggles	114	Triple block with swivel shackle	211
Toggles	135	Triple cleat, becket	216
Toilet Design standard electric	310	Triple with becket	205
Toilet electric	305	Triple with bow	180
Toilet electric spares	305	Triple with bow & becket	181
Toilet manual turn2lock	302	Triple with swivel, becket and cleat	186
Toilet silent electric Comfort	307	Triple, cleat	216
Toilet silent electric Compact	306	Triple, fixed shackle	216
Toilet silent electric Design	307	Triple, fixed, becket	216
Toilet silent electric Premium	308	Trolley for SUP/Kayak/Canoe	811
Toilet spares	303	Trolling motor mounting kit	825
Toiletpaper	318	Trolling motor power plug	824
Toilets	301 - 312	Trolling motor power receptacle	824
Toothed spring washer	674	Trolling motor R3 Fresh Water	822
Top Cruising Full color	17	Trolling motor R3 Salt Water	822
Topcoat	736	Trolling motor R5 Fresh Water	823
Topcoat pigment	736	Trolling motor R5 Salt Water	823
Topgrip	16	Trolling Motor Tour	834
Toplac Plus®	762	Trolling Motor Tour Pro	833
Tourniquets	145	Trolling motor X3	828
Towing flag	620	Trolling motor Xi3	829
Track 7450	248	Trolling motor Xi5	831
Trailer head wheels	810	Trolling motor X-series	819
Trailer Parts PU	814	Trolling motor/electric motor Connection 40A	478
Trailer Parts PU	814	Trolling motor/electric motor Connection 70A	478
Trailer plugs	469	Trolling motors	818 - 836
Trailer rear light	469	Trolling Motors TM-series	818
Trailer winch covers	813	Trollingmotor lock	820
Trailer Winches	811 - 813	Tsunami Bilge Pump	273
Transom gudgeons	896	Tsunami MK2 Bilge Pump	273
Transom motor pads	843	T-terminals	109
Transom/engine plates	788	T-Track	233
Trapeze handles	128	Tube cutter	327
Trapeze ring SS	128	Turkey	614
Trapeze ring with ball bearing sheave	128	Turnblock	219
Traveller RC12204	240	Turnbuckle cover	116
Traveller RC12210	240	TV antenna Adhara DVB-T2 DAB+	564
Traveller RC52202	240	TV Antenna Ballade	566
Traveller RC52203	240	TV Antenna Mizar DVB-T2	565

ALPHABETICAL INDEX

TV Antenna Nashira DVBT2 DAB+	565	USB Socket	480
TV Antenna Talitha V9125/12 DVBT	565	USB socket + 12V socket	481
TV/radio Antenna Alya	566	USB socket switch mount	481
TV/radio antenna VT300 Avior DVBT	565	USB Socket with USB-C fast charger	480
Twin brush	726	UV-resistant Ducktape	140
Twin brush brush accessories	726		
Twist deck shower	323	V	
Twist handle set for portlight	638	V1 - V2 - V3 Windlass kit	49
Twisted shackle short	118	V4 - V5 Vertical windlass	50
Twisted Shackles - Long model	118	V700	46
Two Components Ship Coating	714	Vacuum pump	851
Two-lever control units	872	Vacuum valves	343
		Valve	94
U		Vanes	546
U-bolts	164	Various catalogues	936
U-Cleat Mooring Compensator	36	Various lines	22 - 24
Ultim 3-burner	683	VC 17m	766
Ultra 300	770	VC-general	768
Ultraflex	859 - 866	V-cleats with fairlead	180
Ultraflex base kit Rotech I	863	VC-Offshore	766
Ultraflex base kit Rotech IV	861	VC-TAR 2	761
Ultraflex Standard Kit Fourtech I	865	VEBA Paint supplies	746 - 747
Ultrasonic tank sensor	455	Velcro tape	141
Uni Pro 250	770	Vented loops	317
Union Jack	611	Ventilation portlight	639
Uni-plug 12V	478	Ventilation tape	143
Universal antenna mount V9175	574	Ventilators in-line	650 - 651
Universal Antenna-base Railmount	578	Ventilators Marine grade plastic	649
Universal boatcovers	798	Verdünner 910	770
Universal bracket for gas cylinders	687	Vertical cleats for ropes 6-12mm	177
Universal container holder	582	VHF Antenna Crow	577
Universal drainplug set bronze	336	VHF Antenna Elba	577
Universal extension handle 24"	825	VHF Antenna fiberglass RA400	573
Universal freshwater pump	290	VHF antenna RA106PB	571
Universal gas pressure regulator	684	VHF antenna RA106SB for sailing boats	571
Universal holder Fix-It	916	VHF Antenna RA109	572
UNIVERSAL HOSE CONNECTORS	328, 854	VHF antenna RA112CR	572
Universal quick-release bracket	825	VHF antenna RA121	571
Universal quick-release bracket top plate	825	VHF Antenna RA300 Glomeasy	568
Universal radio cover flip-up MRC10	557	VHF Antenna RA304 Glomeasy	569
Universal radio cover MRH7	557	VHF Antenna set fiberglass RA106GRPRIB	572
Universal radio cover white MRC5	557	VHF Antenna set SS RA106SLSRIB	572
Universal rail mount adapter for USB sockets	480	VHF Antenna Target	578
Universal spi spectacle for halyards	133	VHF Antennas Glomeasy	567
Universal thermocouple	687	VHF Cable Connectors	472
Universal thermocouples	687	VHF/AIS Antenna rubber RA111	573
UP20 F helm pump	886	Vinyl foam tape	142
UP28 F Hydraulic steering pump	886	Vinyl Foam Tape Double Sided Adhesive	142
Upgrade kit for control sheaves	239	Vinyl Grab Handles	656
Upstands	200	Visa Marine portable toilets	301
USA	615	V-jammer	128
USB adapter & flashlight Maxxpack	730	Voltage & Current Dual-meter	481

Voltage & Current Dual-meter switch mount	482	Weatherstation	552
V-pump MK6	318	Webbing strap bridge	156
Vulcan Anchors	67	Webboat 4G Lite High Speed Antenna	559
VX Capstan	51	Webboat 4G Plus EVO Antenna	559
VX1, 2 and 3	47	WEBBOAT LINK	560
VX1L Vertical windlass	48	Webboat Link EXT	560
		WeBBoat Link EXT High Speed	560
		WeBBoat Link High Speed	560
		WeBBoat Link Pro	561
		WeBBoat Link Pro 5G	561
		Webboat Link Pro EXT	561
		WeBBoat Link Pro EXT 5G	561
		Webboat Plus 5G antenna	559
		Wedge cleat hollow base	171
		Wedge kit	170
		Wema instruments	489 - 506
		Weyer	722 - 723
		Whale hose	326
		Whipping	37
		Wide view ski mirror - Rear view mirror	796
		Winch covers	258
		Winch Handle	258
		Winch handle chrom plated	257
		Winch handle holder	259
		Winch handles aluminium	257
		Winch lever holder	924
		Winch lever holder acrylic	259
		Winch lever holder iQ	258
		Winches	249 - 261
		Wind indicators	547
		Windex 6 dinghy	547
		WINDEX LED-LIGHT	547
		WINDEX UNIFIX	547
		Windgauge (spy)	549
		Windlasses	44 - 56
		Window holders	658
		Window wiper set	651
		Window wipers	651
		Windscreen Wipers/Accessories	651 - 652
		Wing nut DIN 315	673
		Wiper arm	651
		Wiper blades	651
		Wiper motor Interval Controller	652
		Wire Cable	104
		Wire Grips	105 - 106
		Wire rope blocks	182
		Wire rope clips	105
		Wire rope clips	106
		Wire rope clips duplex	106
		Wire rope tool	105
		Wire rope tool	105
		Wire rope tool - combination model	105
Wakeboard rope	795		
Wakeboard Stars Set	795		
Waketower MRWT40	556		
Wall socket box	479		
Warm water hose	325		
WASH DOWN PUMP 3.4	293		
WASH DOWN PUMP 5.2	293		
Washdown pomp + trigger	294		
Washdown pump panel	294		
Washdown pump set	294		
Washdown pumps	294		
Washer DIN 125	674		
Washer DIN 9021	674		
Waste bin	925		
Waste manifold with Intelligent Control	283		
Waste pumps	284 - 287		
Waste water diaphragm pump Vacuum	285		
Wastewater pump	284		
Wastewater pump compact	285		
Wastewater tank	312 - 313		
Wastewater tank with diaphragm pump	312		
Wastewater tank with macerator	313		
Wastewater tanks	313		
Water alarm	282		
Water heater	297 - 300		
Water heater Premium	297		
Water heater stainless steel	300		
Water hose with textile braiding	325		
Water inlet 3/4"	334		
Water pressure pump	289		
Water stop	723		
Water Taps	318 - 321		
Water thief	724		
Water/bilge pump battery	727		
Waterline tape	144		
Watermaster freshwater pump	290		
Waterproof cloth/ducktape	141		
Waterpumps for air conditioning	706		
Water-ski rope	29		
Watertight bag	915		
Watertight container	916		
Watertight locker doors	646		
Watertite	761		
Wave add-on panels	485		

ALPHABETICAL INDEX

Wired remote control	56
Wireless Remote Control with chain counter	54
Wireless RF remote controls	56
Wiring cable	466
Wooden half moons	128
Woodskin Klarlack	763
Work Light LED hybrid 360° Maxxpack	729
Work Light LED Maxxpack	729

X

Xi Series GPS Gateway kit	825
Xi Series quick-release brackets	825
Xi Series wireless foot pedal	826
Xi Series wireless remote	826
XTR Soft Shackles	21
Y-connector 1/2"	328
Y-connector 3/8"	328
Y-piece	796
Y-valve	317

Z

Z-Busbars	447
Zinc anodes with strip	772

MEASUREMENTS

MEASUREMENTS

1" = 25,4mm	1/2" = 12,7mm	1/4" = 6,35mm	1/8" = 3,175mm	1/16" = 1,588mm	1/32" = 0,794mm	1/64" = 0,397mm
		3/4" = 19,05mm	3/8" = 9,525mm	3/16" = 4,763mm	3/32" = 2,381mm	3/64" = 1,191mm
			5/8" = 15,875mm	5/16" = 7,938mm	5/32" = 3,968mm	
			7/8" = 22,225mm	7/16" = 11,113mm		
				9/16" = 14,288mm		
				11/16" = 17,463mm		
				13/16" = 20,638mm		
				15/16" = 23,813mm		

Length

1 Zoll / Inch	(" , in.) = 25,4mm		
1 Voet	(' , ft) = 0,3048m	= 12"	
1 yard	(yd) = 0,9144m	= 36"	= 3'
1 Faden	= 1,8288m	= 72"	= 6'
1 mil	= 1/1000 in.	= 0,0254mm	~ 25μ
4 mil	= 1/250 in.	= 0,1016mm	

Working load metric

The weight of 1 kg has a load on earth of 9.8 (=1kp)

(F = m x g met g = 9.81 m/s²)

10N	= 1 daN (= 1,02 kp)
1000 N	= 1kN (= 101,94 kp)
BRL	= Breaking load/ charge de rupture
S.W.L.	= Safe Working Load

Surface measurements

1 (sqft)	= 0.093m ²
1m ²	= 10,76 sqft

Weight

1 US.oz	= 28,35g
1 Pound (lb)	= 453,6g
bij doek:	US-oz = 46g/m ²
	GB-oz = 34g/m ²

Temperature

°Fahrenheit	= (9/5 x °C) + 32
°Celsius	= (°F - 32) x 5/9

Example : 20°C = (9/5 x 20) + 32 = 68°F or 90°F = (90 -32) x 5/9 = 32,2 °C

Electric metric

1kW	= 1,36 PK	1 PK	= 0,735 kW
-----	-----------	------	------------

Wattage (W) of (kW) = Voltage (V) x Amp. (A)= Watts (W)

Arbeid (Wh) of (kWh) = Wattage (W) of (kW) x tijd (h)

Batterycapacity in (Ah). By multiplying the batterycapacity with the Voltage, you get the maximum batterycapacity in (Wh) or (kWh).

Thread metric

Thread metrics are mentioned in the table below.

thread	size compared with		compared size	
	'normal' metric thread	with dia. outside	with dia. inside	
1/4"	6,35 mm	13,4 mm	11,6 mm	
3/8"	9,53 mm	17,2 mm	15,3 mm	
1/2"	12,7 mm	21,3 mm	19,0 mm	
3/4"	19,05 mm	26,9 mm	24,5 mm	
1"	25,4 mm	33,7 mm	30,8 mm	
1 1/4"	31,75 mm	42,4 mm	39,3 mm	
1 1/2"	38,1 mm	48,3 mm	45,0 mm	
2"	50,8 mm	60,3 mm	57,0 mm	

50N Buoyancy Aids (Swimming Vest)

Only suitable for use by capable swimmers, and should only be used at or on sheltered waters when help is at close hand. Not safe in the case of unconsciousness. Only for people over 30Kg. NOT A LIFEJACKET!

100N Lifejacket

Lifejacket suitable for use at or on inland and sheltered waters.

Offers protection for both swimmers and non-swimmers.

The 100N lifejackets are designed to turn an unconscious user onto his/her back to keep the airways clear of the water.

When wearing heavy waterproof clothing it offers limited safety in the case of unconsciousness

ISO 12402-4

150N Lifejacket

For swimmers and non-swimmers. Suitable for use at or on open and coastal waters. The 150N lifejackets are designed to turn an unconscious user onto his/her back to keep the airways clear of the water.

Offers limited safety in the case of unconsciousness when wearing heavy, waterproof clothing.

275N Lifejacket

For offshore use in extreme conditions. When heavy protective clothing is being worn. Turns unconscious wearers face-up in water under almost all circumstances. Under use in extreme conditions the use of a spray hood is also recommended.

ISO 12402-3

ISO 12402-2

RAISING THE BAR ON YACHT CRANE PERFORMANCE

Steelhead Marine has been offering specialized yacht cranes based on technological advancements in materials and construction practices inspired by the aerospace industry since 1997.



**HIGH-PERFORMANCE
STRENGTH**



**MULTIPLE MOUNTING
CONFIGURATION OPTIONS**



**WHISPER QUIET
OPERATION**

WD SERIES

600 LBS - 1000 LBS

EASY TO OPERATE

COMPACT DESIGN USES LESS DECK SPACE

EXCEPTIONAL VALUE


ES SERIES

1000 LBS - 2500 LBS

4 FUNCTION HYDRAULICS

LOW PROFILE DESIGN

WIRELESS CONTROLLER



Proudly part of the **Advantec** family of brands



LEWMAR®

ONE BRAND, ONE SOLUTION

Design, manufacture and distribution of winches, hatches, port lights, glass & glazing, steering systems, bow thrusters, anchoring and windlass products, along with marine hardware.